

LET'S MAP IT!

Long o Vowel Team Task Cards


The image displays two digital tablets and a stack of printable task cards. The tablets show the 'Let's Map It!' interface with a castle illustration and a child blowing a bubble. The interface includes a '1. Say' step with a speech bubble, a '2. S-t-r-e-tch and Slide' step with four yellow circles and a grid, a '3. Type' step with a keyboard icon and a grid, and a '5. Drag to Check' step with a hand icon. The printable cards are numbered 1 through 4, each featuring a different illustration (castle, shovel, soccer ball) and the same mapping steps. A circular logo for 'this reading mama' is overlaid on the bottom left of the cards.

digital
printable
self-checking


PREVIEW

20 PRINTABLE TASK CARDS


Self-checking cards ~ color and blackline included.




1. Name the Picture: "moat"



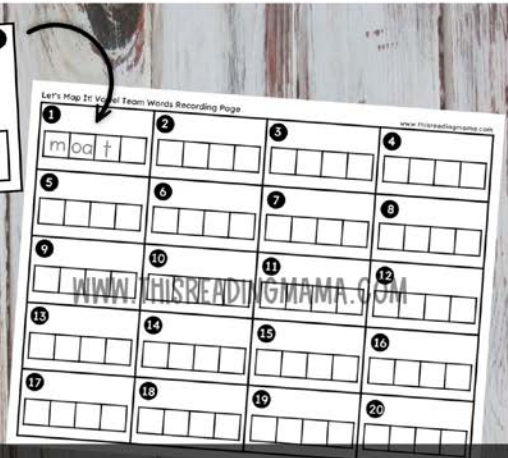
2. S-t-r-e-tch and Slide



3. Move and Spell
{Laminate cards so learners can use dry erase markers.}

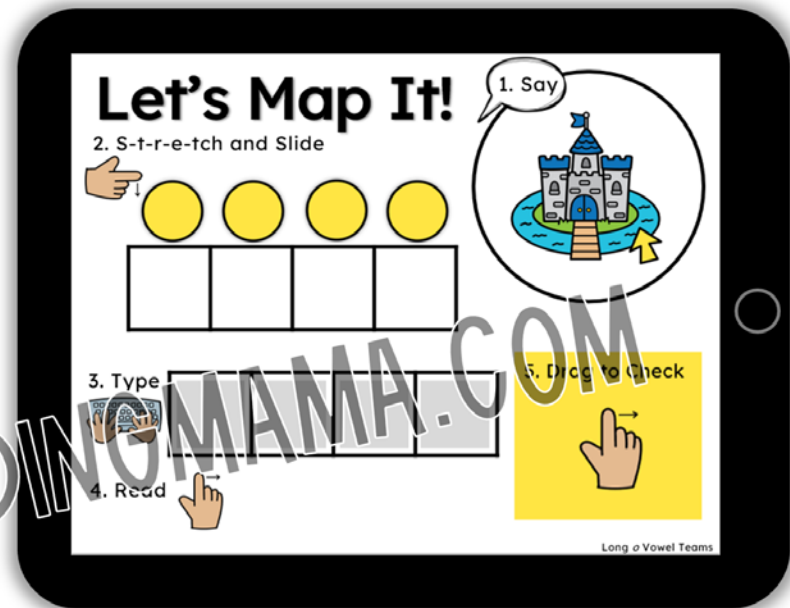
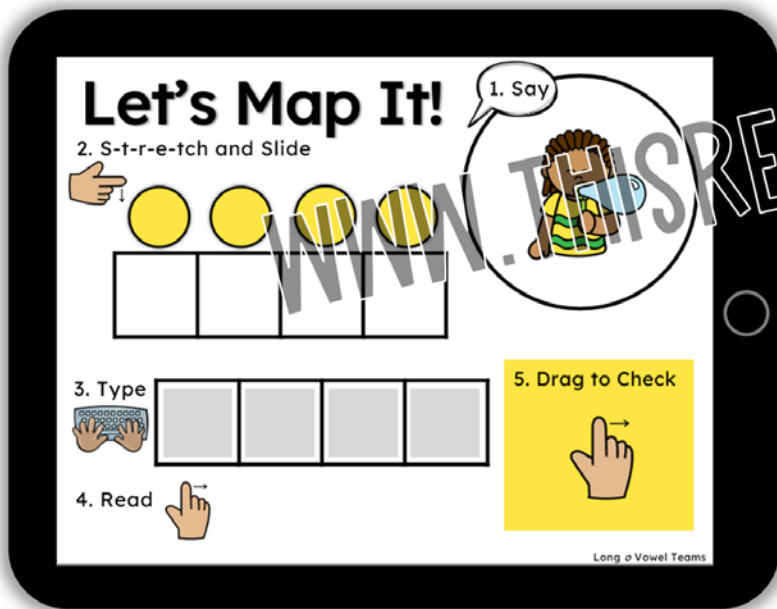


4. Record the Spelling



20 DIGITAL TASK CARDS

Self-checking
digital cards...



formatted for
Google Slides
and **Seesaw.**