

# LET'S MAP IT!

Long i Vowel Team Task Cards

The image displays two digital tablets and a stack of four printable task cards. The top tablet shows a digital version of the task card with the following steps: 1. Say (with a tree and ladder illustration), 2. S-t-r-e-tch and Slide (with four red circles and a blank box), 3. Type (with a hand typing icon and a blank box), and 5. Drag to Check (with a red box and hand icon). The bottom tablet shows a similar digital version with a red arrow pointing right for step 2 and a hand pointing to a box for step 4. The stack of four printable cards shows different illustrations: a tree and ladder (1), a child reading (2), a hand typing (3), and a night sky with a moon (4). A circular logo for 'this reading mama' is overlaid on the bottom left of the stack.

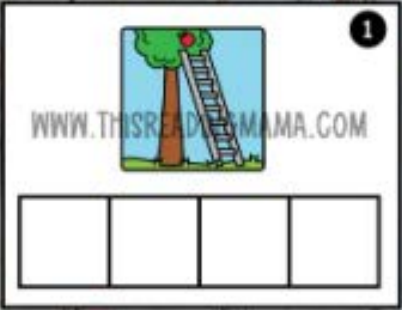
digital  
printable  
self-checking

# PREVIEW

[WWW.THISREADINGMAMA.COM](http://WWW.THISREADINGMAMA.COM)

# 20 PRINTABLE TASK CARDS

Self-checking cards ~ color and blackline included.

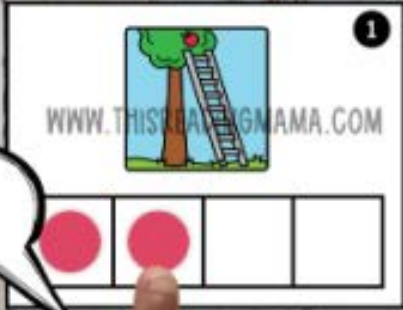


1

WWW.THISREADINGMAMA.COM

1. Name the Picture: "high"

This panel shows a task card with a picture of a ladder leaning against a tree with a red apple on top. Below the picture is a four-letter grid. The URL 'WWW.THISREADINGMAMA.COM' is printed above the grid. A small circle with the number '1' is in the top right corner.



1

WWW.THISREADINGMAMA.COM

/h - i /

2. S-t-r-e-tch and Slide

This panel shows the same task card as in step 1, but with a speech bubble containing the phonetic notation '/h - i /' pointing to the first two letters of the grid. A finger is pointing to the second letter slot. The URL and number '1' are also present.



1

WWW.THISREADINGMAMA.COM

h

3. Move and Spell

{Laminate cards so learners can use dry erase markers.}

This panel shows a hand using a red dry-erase marker to write the letter 'h' in the first slot of the grid. A pink dot is in the second slot. The URL and number '1' are also present.



1

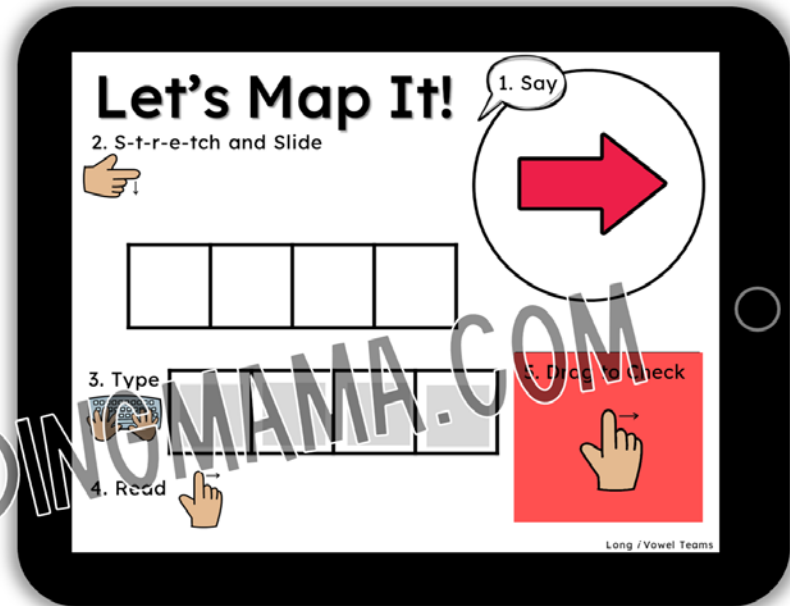
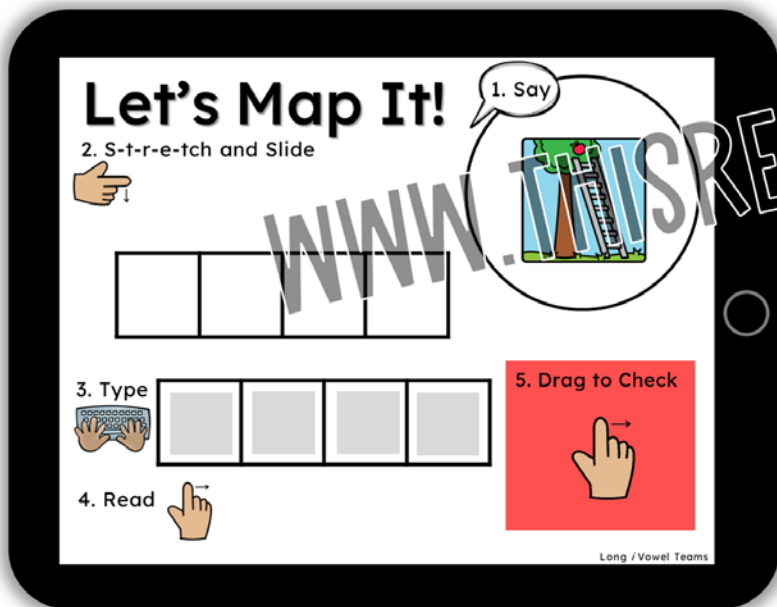
h igh

4. Record the Spelling

This panel shows a stack of task cards. The top card has 'h' in the first slot and 'igh' in the second slot. A red arrow points from this card to a larger grid of 20 numbered boxes, representing the recording sheet. The URL and number '1' are also present.

# 20 DIGITAL TASK CARDS

Self-checking  
digital cards...



formatted for  
**Google Slides**  
and **Seesaw.**