

# LET'S MAP IT!

Long a Vowel Team Task Cards

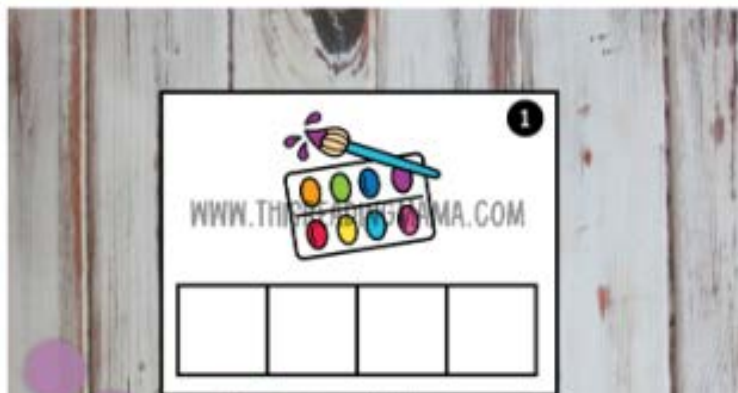
The image displays two digital tablets and a stack of printable task cards. The top tablet shows a digital version of the task card with the following steps: 1. Say (with a paint palette icon), 2. S-t-r-e-tch and Slide (with four purple circles and a blank line), 3. Type (with a keyboard icon and a blank line), and 5. Drag to Check (with a hand icon). The bottom tablet shows a similar version with a moon and sun icon. The stack of cards shows four numbered steps: 1. Say (paint palette), 2. S-t-r-e-tch and Slide (purple circles), 3. Type (keyboard), and 4. Read (hand icon). A circular logo for 'this reading mama' is overlaid on the bottom left of the stack.

digital  
printable  
self-checking


# PREVIEW

# 20 PRINTABLE TASK CARDS

Self-checking cards ~ color and blackline included.



1. Name the Picture: "paint"




2. S-t-r-e-tch and Slide



3. Move and Spell

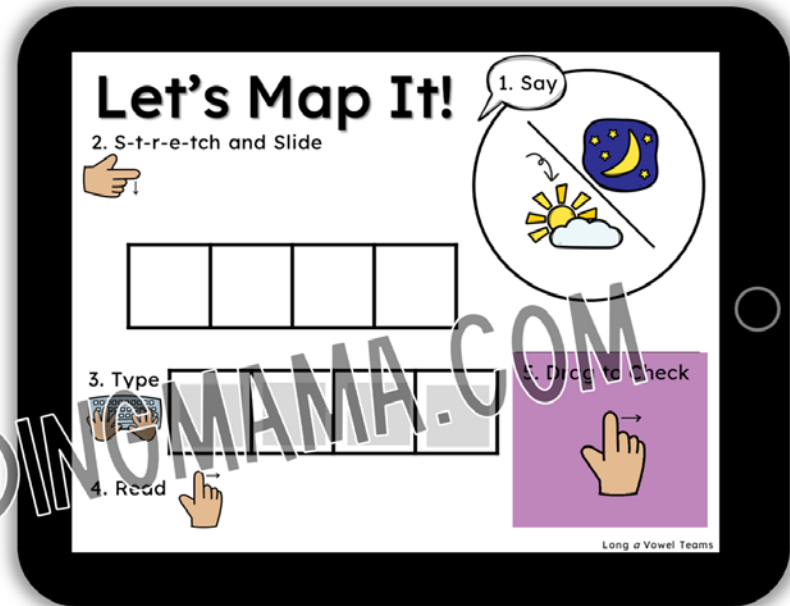
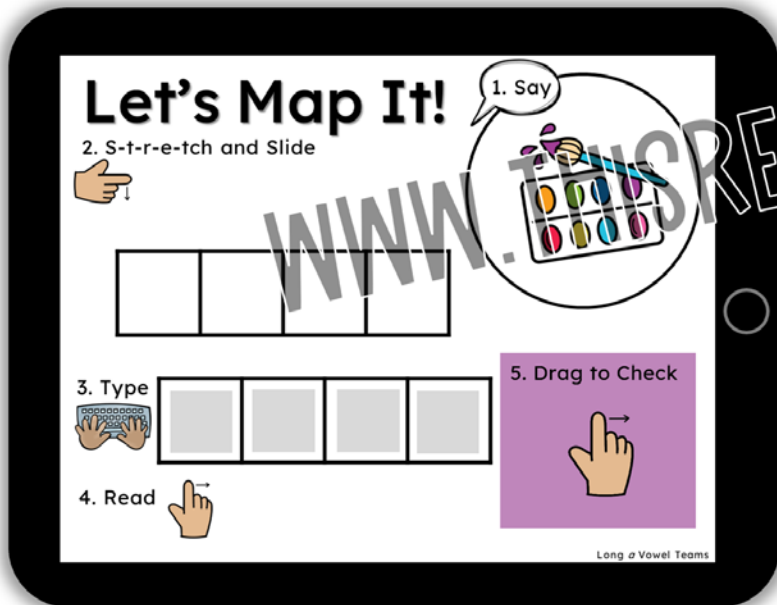
{Laminate cards so learners can use dry erase markers.}



4. Record the Spelling

# 20 DIGITAL TASK CARDS

Self-checking  
digital cards...



formatted for  
**Google Slides**  
and **Seesaw.**