

Roll *it* & Read *it* Fluency Games



CVCe words

Clickable Table of Contents:

- p. 2** [Digital Links and Directions](#)
- p. 3** [**COLOR GAMES**](#)
- p. 4** [Color Print Font Short Vowel Games](#)
- p. 13** [Color Type Font Short Vowel Games](#)
- p. 22** [Helpful Resources for You](#)
- p. 23** [**BLACKLINE GAMES**](#)
- p. 24** [Blackline Print Font Short Vowel Games](#)
- p. 33** [Blackline Type Font Short Vowel Games](#)
- p. 42** [Let's Connect!](#)

Thank you for purchasing this resource!

It was created for single use only. You may use at home with your own child(ren) or with multiple children in *your* classroom or tutoring setting.

Digital Terms of Use: You may not redistribute, edit, sell, or post this product on the internet, to other individuals, or to a public retrieval system that can be viewed by anyone other than your students.

Printable Terms of Use: You may not share this PDF between classrooms, sell, host, reproduce, giveaway, or store on any other site (including a blog, Facebook, 4Shared, Dropbox, Amazon Inspire, etc.).

➤ Click [HERE](#) for Google Slides.

Follow these steps to assign these activities in Google Slides and Microsoft OneDrive. [Visit my blog post](#) for more questions & answers about this Google Slides product.



1. Sign into your Google account.
2. Click on the Google Slides link in this PDF. {Click on the word “HERE” above.}
3. Click the blue button that says, “Make a copy” to transfer to your Google Drive.
4. The editable copy is now in your Google Slides and Google Drive.
5. There are a couple options to get this to your learners.
 - Send out an email to learners with the link.
 - Share with your learners in Google Classroom. Be sure you “Make a copy for each student” in Google Classroom.

Microsoft OneDrive Directions:

1. Open the Google Slides via the link above.
2. From the menu, go to FILE > Download as > Microsoft PowerPoint (.pptx)
3. You will need to download the file to your own computer before the next step.
4. Open your OneDrive. Create a folder for your visual menu resource. This step is recommended to keep you and your learners organized.
5. From the menu, select Upload > Files. You can drag and drop the file from your computer or select the file to upload it.

Make sure your Google Drive resource is ready to be shared with your learners, if you choose to do so. Always open it to make sure it's in good working order before presenting it to them.

Instruct your learners to interact with the resource in “edit mode.” This allows them to add their own text and/or move pieces.

The user will be prompted to choose to edit the file in PowerPoint or online. Select online. It will then open in browser. Follow your normal steps in sharing the file with your learners. Go to Share > Share with people. Choose the option to View only. Teach your learners how to make a copy on their own device before editing the file. This ensures that your learners don't edit the original file.

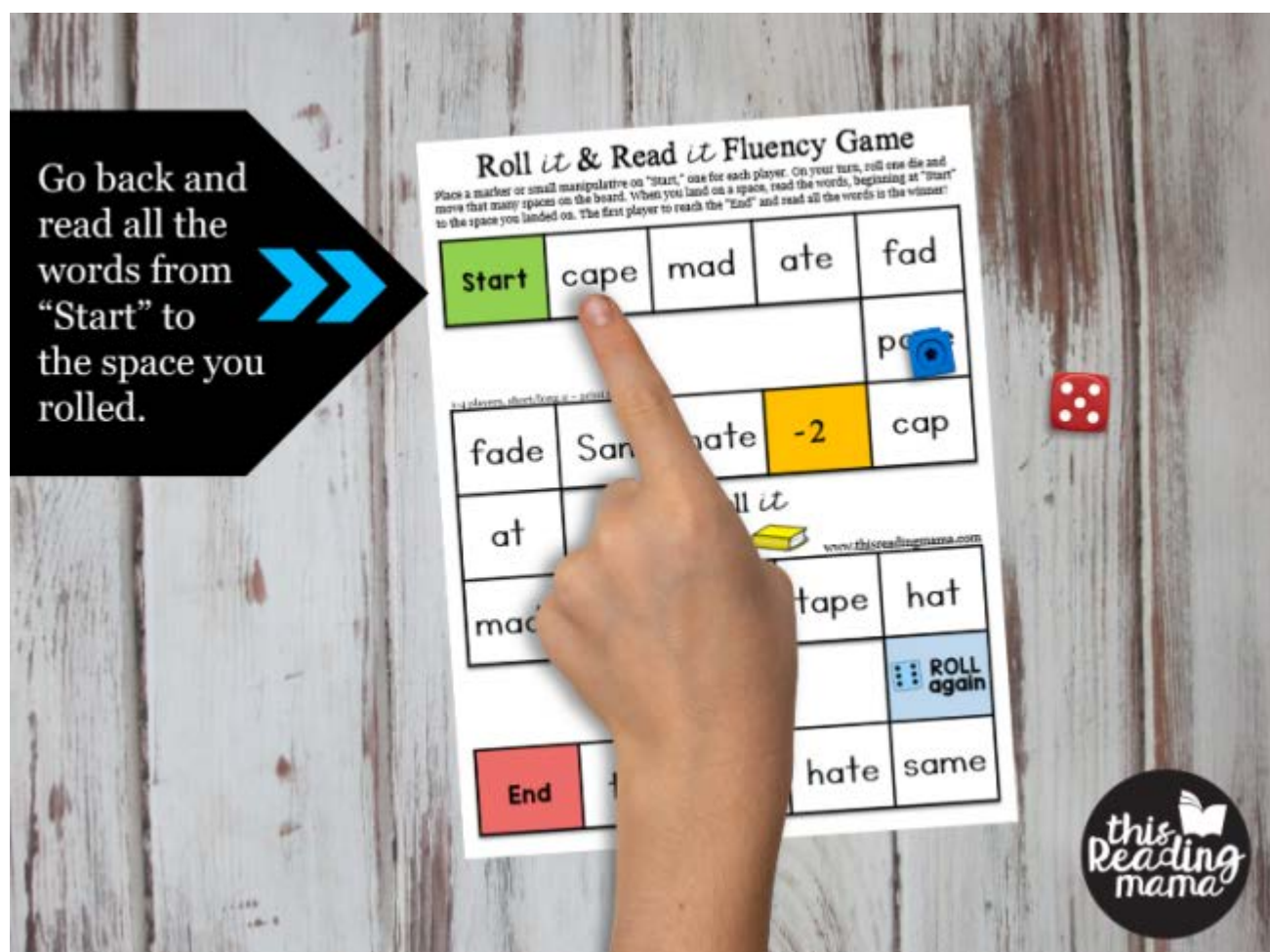
➤ Click [HERE](#) for Seesaw.

Follow these steps to assign these activities in Seesaw. [Visit my blog post](#) to see a picture tutorial for assigning activities in Seesaw.

1. Sign into your Seesaw account.
2. Click on the Seesaw link in this PDF. {Click on the word “HERE” above.}
3. Click on the blue “Save Activity” button to save the activity in your Seesaw library.
4. Click the green “Assign” in “My Library.”
5. Click “Assign” to assign the activity to your entire class or specific students.
6. When your students get on Seesaw do the activity, they will need to click “Add Response” and pick their name.






Roll *it* & Read *it* COLOR Fluency Games



Roll *it* & Read *it*
Print Font Games




Roll *it* & Read *it* Fluency Game

Place a marker or small manipulative on "Start," one for each player. On your turn, roll one die and move that many spaces on the board. When you land on a space, read the words, beginning at "Start" to the space you landed on. The first player to reach the "End" and read all the words is the winner!

Start	cape	mad	ate	fad
				pane
1-4 players, short/long a ~ print font				
fade	Sam	mate	-2	cap
at	 Roll <i>it</i> Read <i>it</i> 			
made	+1	pan	tape	hat
				 ROLL again
End	tap	mat	hate	same




Roll *it* & Read *it* Fluency Game

Place a marker or small manipulative on “Start,” one for each player. On your turn, roll one die and move that many spaces on the board. When you land on a space, read the words, beginning at “Start” to the space you landed on. The first player to reach the “End” and read all the words is the winner!

Start	pin	dime	hide	din
				kite
1-4 players, short/long <i>i</i> ~ print font				
time	fine	rip	-2	pine
kit	 Roll <i>it</i> Read <i>it</i> 			
dim	+1	bite	hid	ripe
				 ROLL again
End	Tim	fin	dine	bit

Roll *it* & Read *it* Fluency Game

Place a marker or small manipulative on “Start,” one for each player. On your turn, roll one die and move that many spaces on the board. When you land on a space, read the words, beginning at “Start” to the space you landed on. The first player to reach the “End” and read all the words is the winner!

Start	rob	cone	not	hope
				slop
1-4 players, short/long o ~ print font				
note	rod	clothe	-2	robe
cope	 Roll <i>it</i> Read <i>it</i> 			
con	+1	hop	code	cloth
				 ROLL again
End	cop	slope	cod	rode

Roll *it* & Read *it* Fluency Game

Place a marker or small manipulative on “Start,” one for each player. On your turn, roll one die and move that many spaces on the board. When you land on a space, read the words, beginning at “Start” to the space you landed on. The first player to reach the “End” and read all the words is the winner!

Start	cute	us	eve	them
-------	------	----	-----	------

huge

1-4 players, short/long e and u ~ print font

dude	tube	theme	-2	cub
------	------	-------	----	-----

Pete

 Roll *it*
Read *it* 

cube	+1	dud	cut	use
------	----	-----	-----	-----




 **ROLL again**

www.thisreadingmama.com

End	pet	hug	meme	tub
-----	-----	-----	------	-----




Roll *it* & Read *it* Fluency Game

Place a marker or small manipulative on "Start," one for each player. On your turn, roll one die and move that many spaces on the board. When you land on a space, read the words, beginning at "Start" to the space you landed on. The first player to reach the "End" and read all the words is the winner!

Start	name	Steve	slide	wave
				stone
1-4 players, short/long vowel mixed review ~ print font				
spot	white	mute	-2	grab
smile	 Roll <i>it</i> Read <i>it</i> 			
these	+1	hand	those	much
				 ROLL again
End	June	swim	help	choke




Roll *it* & Read *it* Fluency Game

Place a marker or small manipulative on "Start," one for each player. On your turn, roll one die and move that many spaces on the board. When you land on a space, read the words, beginning at "Start" to the space you landed on. The first player to reach the "End" and read all the words is the winner!

Start	flute	grape	joke	meme
				grin
1-4 players, short/long vowel mixed review ~ print font				
rack	dune	side	-2	rude
phone	 Roll <i>it</i> Read <i>it</i> 			
shell	+1	eve	skate	prize
				 ROLL again
End	stop	zone	just	Pete

Roll *it* & Read *it* Fluency Game

Place a marker or small manipulative on “Start,” one for each player. On your turn, roll one die and move that many spaces on the board. When you land on a space, read the words, beginning at “Start” to the space you landed on. The first player to reach the “End” and read all the words is the winner!

Start	eve	same	nice	plume
				cove
1-4 players, CVCe mixed review ~ print font				
meme	use	ripe	-2	chose
slice	 Roll <i>it</i> Read <i>it</i> 			
Pete	+1	safe	hole	state
				 ROLL again
End	drive	tune	these	rope

Roll *it* & Read *it* Fluency Game

Place a marker or small manipulative on “Start,” one for each player. On your turn, roll one die and move that many spaces on the board. When you land on a space, read the words, beginning at “Start” to the space you landed on. The first player to reach the “End” and read all the words is the winner!

Start	huge	vote	file	eve
--------------	------	------	------	-----

ruse

1-4 players, CVCe mixed review ~ print font

size	Steve	flake	-2	broke
------	-------	-------	----	-------

cube

 Roll *it*
Read *it* 

pole	+1	base	hive	page
------	----	------	------	------

 **ROLL**
again




www.thisreadingmama.com

End	side	scene	quote	date
------------	------	-------	-------	------

Roll *it* & Read *it*
Type Font Games




Roll *it* & Read *it* Fluency Game

Place a marker or small manipulative on "Start," one for each player. On your turn, roll one die and move that many spaces on the board. When you land on a space, read the words, beginning at "Start" to the space you landed on. The first player to reach the "End" and read all the words is the winner!

Start	can	pale	rate	fat
				gale
1-4 players, short/long a ~ type font				
fate	pan	rag	-2	mad
tape	 Roll <i>it</i> Read <i>it</i> 			
pal	+1	made	rat	cane
				 ROLL again
End	gal	rage	tap	pane




Roll *it* & Read *it* Fluency Game

Place a marker or small manipulative on “Start,” one for each player. On your turn, roll one die and move that many spaces on the board. When you land on a space, read the words, beginning at “Start” to the space you landed on. The first player to reach the “End” and read all the words is the winner!

Start	site	ride	kit	shin
				spite
1-4 players, short/long <i>i</i> ~ type font				
twin	Tim	slime	-2	rid
quit	 Roll <i>it</i> Read <i>it</i> 			
shine	+1	sit	quite	time
				 ROLL again
End	spit	kite	twine	slim




Roll *it* & Read *it* Fluency Game

Place a marker or small manipulative on "Start," one for each player. On your turn, roll one die and move that many spaces on the board. When you land on a space, read the words, beginning at "Start" to the space you landed on. The first player to reach the "End" and read all the words is the winner!

Start	note	rode	cloth	hop
				globe
1-4 players, short/long o ~ type font				
smock	ode	clothe	-2	lob
rot	 Roll <i>it</i> Read <i>it</i> 			
odd	+1	glob	smoke	lobe
				 ROLL again
End	hope	not	rod	wrote




Roll *it* & Read *it* Fluency Game

Place a marker or small manipulative on “Start,” one for each player. On your turn, roll one die and move that many spaces on the board. When you land on a space, read the words, beginning at “Start” to the space you landed on. The first player to reach the “End” and read all the words is the winner!

Start	Steve	tub	fuse	cut
				these
1-4 players, short/long e and u ~ type font				
mutt	cute	meme	-2	pet
huge	 <i>Roll it</i> <i>Read it</i> 			
theme	+1	hug	mule	tube
				 ROLL again
End	Pete	fuss	them	mute




Roll *it* & Read *it* Fluency Game

Place a marker or small manipulative on “Start,” one for each player. On your turn, roll one die and move that many spaces on the board. When you land on a space, read the words, beginning at “Start” to the space you landed on. The first player to reach the “End” and read all the words is the winner!

Start	fume	math	theme	line
				knob
1-4 players, short/long vowel mixed review ~ type font				
nose	race	back	-2	rule
with	 Roll <i>it</i> Read <i>it</i> 			
mice	+1	Pete	use	five
				 ROLL again
End	plus	shed	home	cube




Roll *it* & Read *it* Fluency Game

Place a marker or small manipulative on “Start,” one for each player. On your turn, roll one die and move that many spaces on the board. When you land on a space, read the words, beginning at “Start” to the space you landed on. The first player to reach the “End” and read all the words is the winner!

Start	tide	froze	trap	huge
				shut
1-4 players, short/long vowel mixed review ~ type font				
shape	drop	Steve	-2	bake
tune	 Roll <i>it</i> Read <i>it</i> 			
theme	+1	wipe	next	rose
				 ROLL again
End	frog	prune	hike	chill




Roll *it* & Read *it* Fluency Game

Place a marker or small manipulative on “Start,” one for each player. On your turn, roll one die and move that many spaces on the board. When you land on a space, read the words, beginning at “Start” to the space you landed on. The first player to reach the “End” and read all the words is the winner!

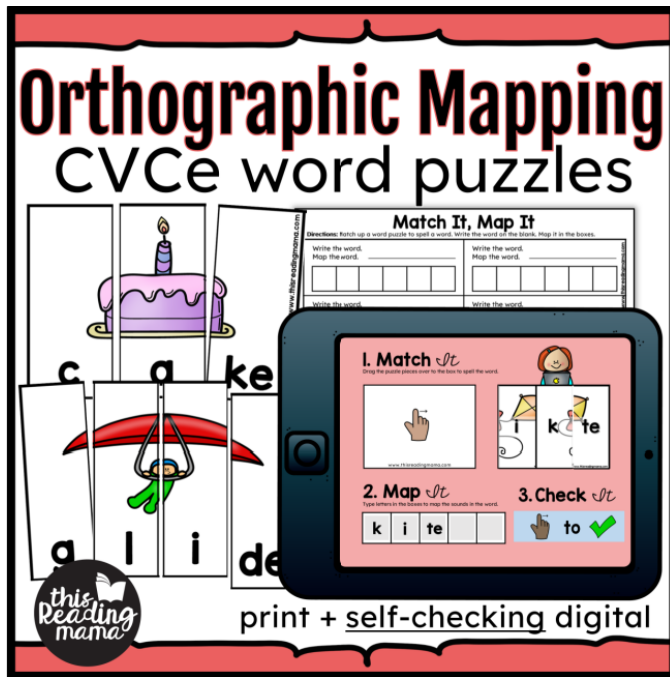
Start	scene	tale	sole	like
				dune
1-4 players, CVCe Mixed Review ~ type font				
wade	cube	face	-2	poke
vine	 Roll <i>it</i> Read <i>it</i> 			
doze	+1	pipe	crate	prime
				 ROLL again
End	eve	price	flute	theme

Roll *it* & Read *it* Fluency Game

Place a marker or small manipulative on “Start,” one for each player. On your turn, roll one die and move that many spaces on the board. When you land on a space, read the words, beginning at “Start” to the space you landed on. The first player to reach the “End” and read all the words is the winner!

Start	yoke	use	line	make
				mole
1-4 players, CVCe Mixed Review ~ type font				
muse	kite	meme	-2	cute
close	 Roll <i>it</i> Read <i>it</i> 			
huge	+1	gave	dome	hike
				 ROLL again
End	gape	chime	Pete	tale

Helpful Resources



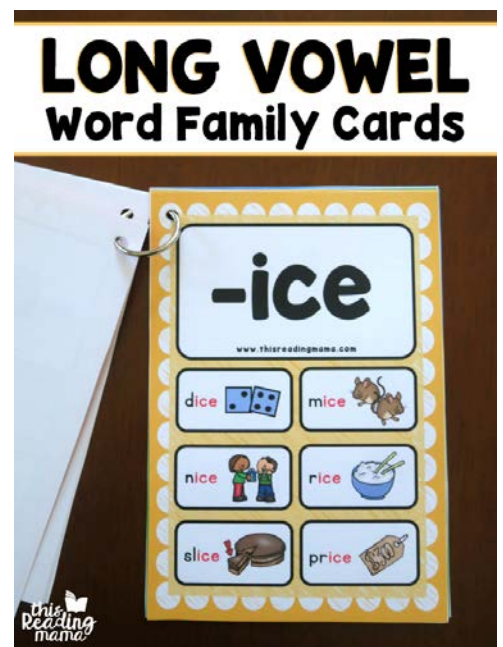
» From the Shop:

This self-checking CVC Boom Learning Deck asks learners to decode and blend real and nonsense words for all the short vowels. Audio is included to help learners understand the directions and identify the CVC pictures in the bubbles.

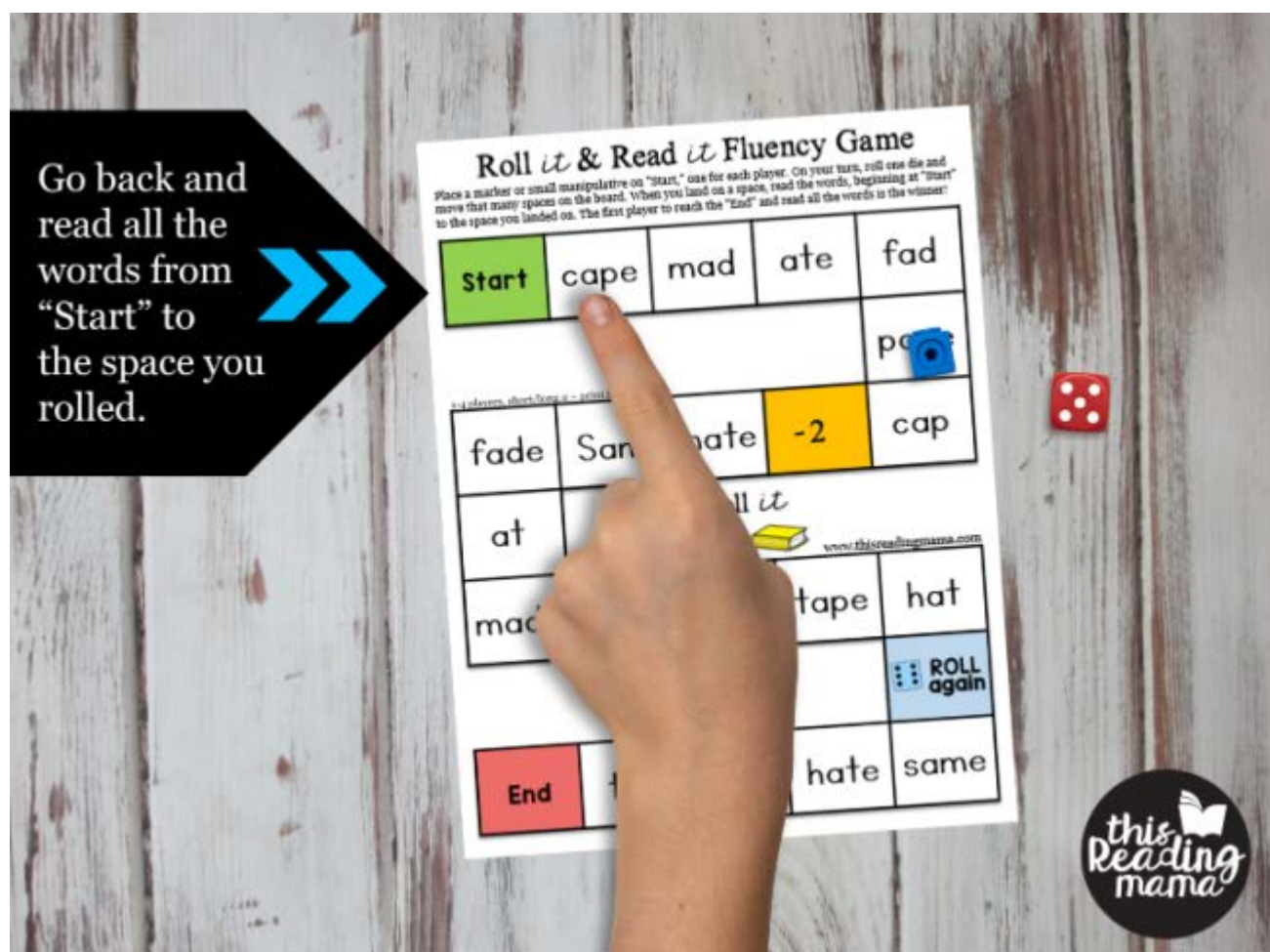
Find it [HERE](#) in my shop!

» On the Blog:

Click on the images below to find these free resources on my blog.






Roll *it* & Read *it* BLACKLINE Fluency Games



Roll *it* & Read *it*
Print Font Games

Roll *it* & Read *it* Fluency Game

Place a marker or small manipulative on “Start,” one for each player. On your turn, roll one die and move that many spaces on the board. When you land on a space, read the words, beginning at “Start” to the space you landed on. The first player to reach the “End” and read all the words is the winner!

Start	cape	mad	ate	fad
				pane
1-4 players, short/long a ~ print font				
fade	Sam	mate	-2	cap
at	 Roll <i>it</i> Read <i>it</i> 			
made	+1	pan	tape	hat
				 ROLL again
End	tap	mat	hate	same

Roll *it* & Read *it* Fluency Game

Place a marker or small manipulative on “Start,” one for each player. On your turn, roll one die and move that many spaces on the board. When you land on a space, read the words, beginning at “Start” to the space you landed on. The first player to reach the “End” and read all the words is the winner!

Start	pin	dime	hide	din
-------	-----	------	------	-----

kite

1-4 players, short/long *i* ~ print font

time	fine	rip	-2	pine
------	------	-----	----	------

kit

 Roll *it*
Read *it* 

dim	+1	bite	hid	ripe
-----	----	------	-----	------




 **ROLL
again**

www.thisreadingmama.com

End	Tim	fin	dine	bit
-----	-----	-----	------	-----

Roll *it* & Read *it* Fluency Game

Place a marker or small manipulative on “Start,” one for each player. On your turn, roll one die and move that many spaces on the board. When you land on a space, read the words, beginning at “Start” to the space you landed on. The first player to reach the “End” and read all the words is the winner!

Start	rob	cone	not	hope
				slop
1-4 players, short/long o ~ print font				
note	rod	clothe	-2	robe
cope	 Roll <i>it</i> Read <i>it</i> 			
con	+1	hop	code	cloth
				 ROLL again
End	cop	slope	cod	rode

Roll *it* & Read *it* Fluency Game

Place a marker or small manipulative on “Start,” one for each player. On your turn, roll one die and move that many spaces on the board. When you land on a space, read the words, beginning at “Start” to the space you landed on. The first player to reach the “End” and read all the words is the winner!

Start	cute	us	eve	them
-------	------	----	-----	------

huge

1-4 players, short/long e and u ~ print font

dude	tube	theme	-2	cub
------	------	-------	----	-----

Pete

 Roll *it*
Read *it* 

cube	+1	dud	cut	use
------	----	-----	-----	-----




 **ROLL again**

www.thisreadingmama.com

End	pet	hug	meme	tub
-----	-----	-----	------	-----

Roll *it* & Read *it* Fluency Game

Place a marker or small manipulative on “Start,” one for each player. On your turn, roll one die and move that many spaces on the board. When you land on a space, read the words, beginning at “Start” to the space you landed on. The first player to reach the “End” and read all the words is the winner!

Start	name	Steve	slide	wave
				stone
1-4 players, short/long vowel mixed review ~ print font				
spot	white	mute	-2	grab
smile	 Roll <i>it</i> Read <i>it</i> 			
these	+1	hand	those	much
				 ROLL again
End	June	swim	help	choke

Roll *it* & Read *it* Fluency Game

Place a marker or small manipulative on “Start,” one for each player. On your turn, roll one die and move that many spaces on the board. When you land on a space, read the words, beginning at “Start” to the space you landed on. The first player to reach the “End” and read all the words is the winner!

Start	flute	grape	joke	meme
-------	-------	-------	------	------

grin

1-4 players, short/long vowel mixed review ~ print font

rack	dune	side	-2	rude
------	------	------	----	------

phone

 Roll *it*
Read *it* 

shell	+1	eve	skate	prize
-------	----	-----	-------	-------

 ROLL
again

www.thisreadingmama.com

End	stop	zone	just	Pete
-----	------	------	------	------

Roll *it* & Read *it* Fluency Game

Place a marker or small manipulative on “Start,” one for each player. On your turn, roll one die and move that many spaces on the board. When you land on a space, read the words, beginning at “Start” to the space you landed on. The first player to reach the “End” and read all the words is the winner!

Start	eve	same	nice	plume
--------------	-----	------	------	-------

cove

1-4 players, CVCe mixed review ~ print font

meme	use	ripe	-2	chose
------	-----	------	----	-------

slice

 Roll *it*
Read *it* 

Pete	+1	safe	hole	state
------	----	------	------	-------

 **ROLL
again**

www.thisreadingmama.com

End	drive	tune	these	rope
------------	-------	------	-------	------

Roll *it* & Read *it* Fluency Game

Place a marker or small manipulative on “Start,” one for each player. On your turn, roll one die and move that many spaces on the board. When you land on a space, read the words, beginning at “Start” to the space you landed on. The first player to reach the “End” and read all the words is the winner!

Start	huge	vote	file	eve
-------	------	------	------	-----

ruse

1-4 players, CVCe mixed review ~ print font

size	Steve	flake	-2	broke
------	-------	-------	----	-------

cube

 Roll *it*
Read *it* 

pole	+1	base	hive	page
------	----	------	------	------

 **ROLL
again**




www.thisreadingmama.com

End	side	scene	quote	date
-----	------	-------	-------	------

Roll *it* & Read *it*
Type Font Games




Roll *it* & Read *it* Fluency Game

Place a marker or small manipulative on “Start,” one for each player. On your turn, roll one die and move that many spaces on the board. When you land on a space, read the words, beginning at “Start” to the space you landed on. The first player to reach the “End” and read all the words is the winner!

Start	can	pale	rate	fat
				gale
1-4 players, short/long a ~ type font				
fate	pan	rag	-2	mad
tape	 Roll <i>it</i> Read <i>it</i> 			
pal	+1	made	rat	cane
				 ROLL again
End	gal	rage	tap	pane




Roll *it* & Read *it* Fluency Game

Place a marker or small manipulative on “Start,” one for each player. On your turn, roll one die and move that many spaces on the board. When you land on a space, read the words, beginning at “Start” to the space you landed on. The first player to reach the “End” and read all the words is the winner!

Start	site	ride	kit	shin
				spite
1-4 players, short/long <i>i</i> ~ type font				
twin	Tim	slime	-2	rid
quit	 Roll <i>it</i> Read <i>it</i> 			
shine	+1	sit	quite	time
				 ROLL again
End	spit	kite	twine	slim




Roll *it* & Read *it* Fluency Game

Place a marker or small manipulative on “Start,” one for each player. On your turn, roll one die and move that many spaces on the board. When you land on a space, read the words, beginning at “Start” to the space you landed on. The first player to reach the “End” and read all the words is the winner!

Start	note	rode	cloth	hop
				globe
1-4 players, short/long o ~ type font				
smock	ode	clothe	-2	lob
rot	 Roll <i>it</i> Read <i>it</i> 			
odd	+1	glob	smoke	lobe
				 ROLL again
End	hope	not	rod	wrote




Roll *it* & Read *it* Fluency Game

Place a marker or small manipulative on “Start,” one for each player. On your turn, roll one die and move that many spaces on the board. When you land on a space, read the words, beginning at “Start” to the space you landed on. The first player to reach the “End” and read all the words is the winner!

Start	Steve	tub	fuse	cut
				these
1-4 players, short/long e and u ~ type font				
mutt	cute	meme	-2	pet
huge	 Roll <i>it</i> Read <i>it</i> 			
theme	+1	hug	mule	tube
				 ROLL again
End	Pete	fuss	them	mute

Roll *it* & Read *it* Fluency Game

Place a marker or small manipulative on “Start,” one for each player. On your turn, roll one die and move that many spaces on the board. When you land on a space, read the words, beginning at “Start” to the space you landed on. The first player to reach the “End” and read all the words is the winner!

Start	fume	math	theme	line
				knob
1-4 players, short/long vowel mixed review ~ type font				
nose	race	back	-2	rule
with	 Roll <i>it</i> Read <i>it</i> 			
mice	+1	Pete	use	five
				 ROLL again
End	plus	shed	home	cube

Roll *it* & Read *it* Fluency Game

Place a marker or small manipulative on “Start,” one for each player. On your turn, roll one die and move that many spaces on the board. When you land on a space, read the words, beginning at “Start” to the space you landed on. The first player to reach the “End” and read all the words is the winner!

Start	tide	froze	trap	huge
--------------	------	-------	------	------

shut

1-4 players, short/long vowel mixed review ~ type font

shape	drop	Steve	-2	bake
-------	------	-------	----	------

tune

 Roll *it*
Read *it* 

theme	+1	wipe	next	rose
-------	----	------	------	------




 **ROLL
again**

www.thisreadingmama.com

End	frog	prune	hike	chill
------------	------	-------	------	-------

Roll *it* & Read *it* Fluency Game

Place a marker or small manipulative on “Start,” one for each player. On your turn, roll one die and move that many spaces on the board. When you land on a space, read the words, beginning at “Start” to the space you landed on. The first player to reach the “End” and read all the words is the winner!

Start	scene	tale	sole	like
				dune
1-4 players, CVCe Mixed Review ~ type font				
wade	cube	face	-2	poke
vine	 Roll <i>it</i> Read <i>it</i> 			
doze	+1	pipe	crate	prime
				 ROLL again
End	eve	price	flute	theme

Roll *it* & Read *it* Fluency Game

Place a marker or small manipulative on “Start,” one for each player. On your turn, roll one die and move that many spaces on the board. When you land on a space, read the words, beginning at “Start” to the space you landed on. The first player to reach the “End” and read all the words is the winner!

Start	yoke	use	line	make
--------------	------	-----	------	------

mole

1-4 players, CVCe Mixed Review ~ type font

muse	kite	meme	-2	cute
------	------	------	----	------

close

 Roll *it*
Read *it* 

huge	+1	gave	dome	hike
------	----	------	------	------

 **ROLL
again**

www.thisreadingmama.com

End	gape	chime	Pete	tale
------------	------	-------	------	------

Let's Connect



Clip art & Fonts

