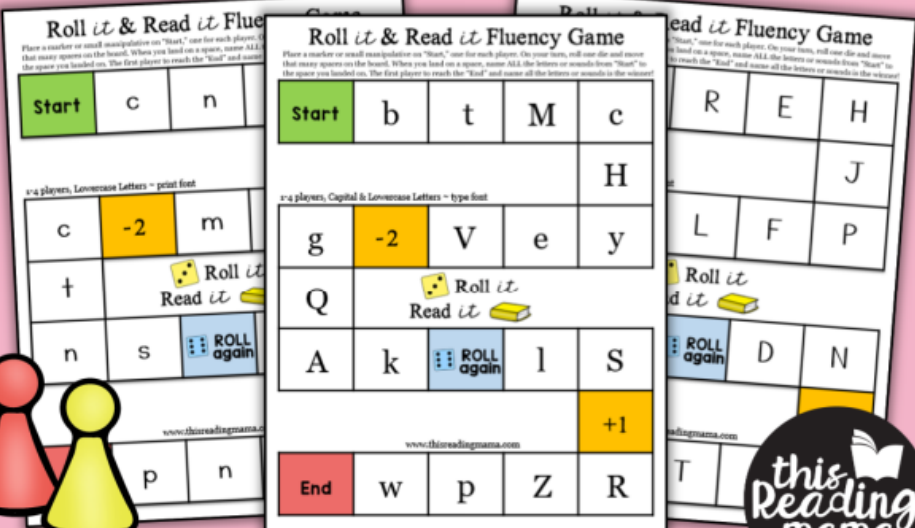


PREVIEW

Roll it & Read it Fluency Games

letters & letter sounds



The image shows three overlapping game boards for 'Roll it & Read it Fluency Game'. Each board is a grid with letters and numbers. The central board is the most visible. It has a 'Start' cell with a green background, followed by letters 'b', 't', 'M', 'c' in the first row. The second row has 'g', '-2', 'V', 'e', 'y'. The third row has 'Q', 'Roll it Read it' with a die icon, and 'S'. The fourth row has 'A', 'k', 'ROLL again' with a die icon, 'l', and 'S'. The fifth row has 'End' with a red background, 'w', 'p', 'Z', and 'R'. There is a '+1' in a yellow cell at the end of the fourth row. The board also includes instructions: 'Place a marker or small manipulative on "Start," use for each player. On your turn, roll over the end square to land on a space, make ALL the letters or sounds from "Start" to the space you landed on. The first player to reach the "End" and cover all the letters or sounds in the squares wins.' It is for 2-4 players and uses Capital & Lowercase Letters in type font. There are also two small figures, one red and one yellow, and a 'this Reading mama' logo.

printable and digital games

Includes Printable Games +
Digital Games for Google Slides & Seesaw

Roll *it* & Read *it* Fluency Game

Place a marker or small manipulative on "Start," one for each player. On your turn, roll one die and move that many spaces on the board. When you land on a space, name ALL the letters or sounds from "Start" to the space you landed on. The first player to reach the "End" and name all the letters or sounds is the winner!

Start	c	n	f	p
-------	---	---	---	---

1-4 players, Lowercase Letters ~ print font

c	-2	m	r	s
---	----	---	---	---

PREVIEW
Roll *it*
Read *it*

n	s	ROLL again	m	c
---	---	---------------	---	---

+1

www.thisreadingmama.com

End	p	n	a	f
-----	---	---	---	---

Roll *it* & Read *it* Fluency Game

Place a marker or small manipulative on "Start," one for each player. On your turn, roll one die and move that many spaces on the board. When you land on a space, name ALL the letters or sounds from "Start" to the space you landed on. The first player to reach the "End" and name all the letters or sounds is the winner!

Start	h	m	s	n
-------	---	---	---	---

1-4 players, Lowercase Letters ~ print font

a	-2	y	r	i
---	----	---	---	---

PREVIEW

 Roll *it*

Read *it* 

†	z	 ROLL again	c	x
---	---	--	---	---




+1

www.thisreadingmama.com

End	e	w	b	v
-----	---	---	---	---

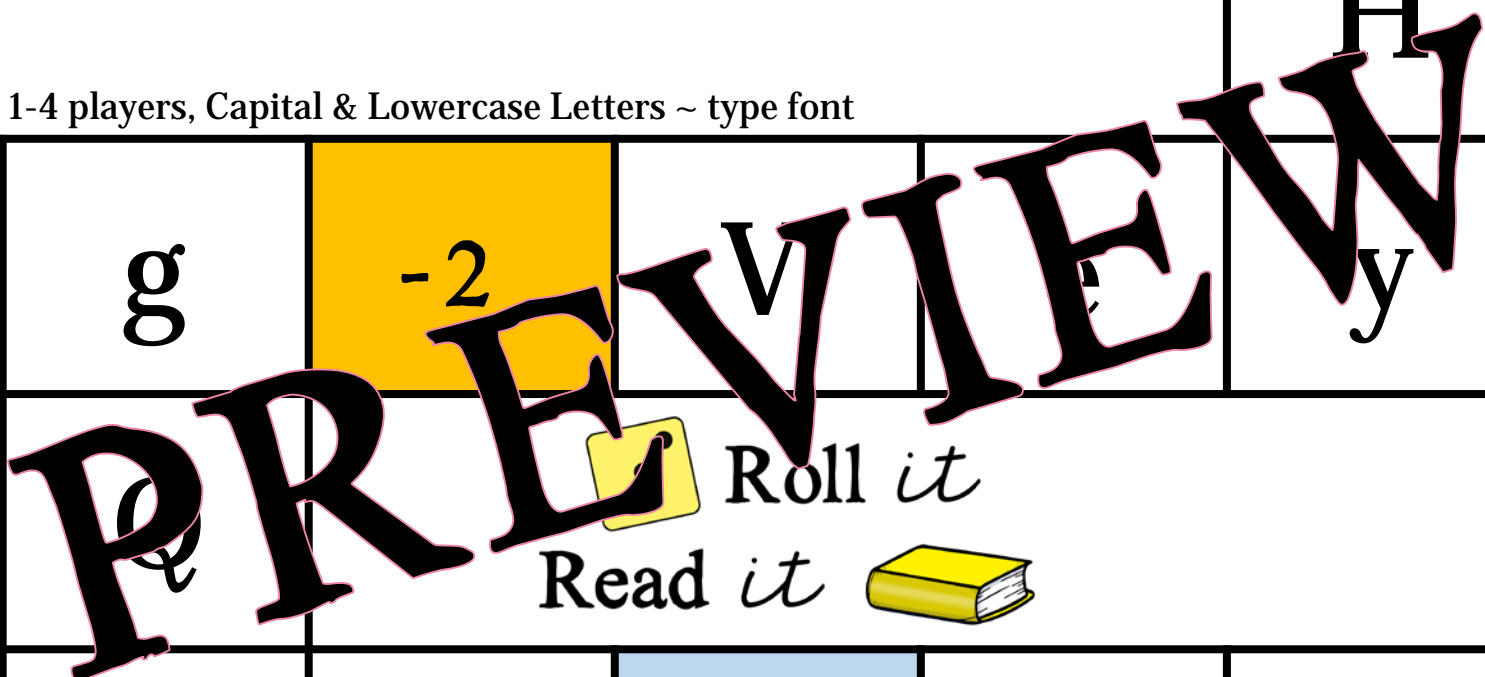



Roll *it* & Read *it* Fluency Game

Place a marker or small manipulative on "Start," one for each player. On your turn, roll one die and move that many spaces on the board. When you land on a space, name ALL the letters or sounds from "Start" to the space you landed on. The first player to reach the "End" and name all the letters or sounds is the winner!

Start	D	L	T	L
				W
R	-2	A	S	P
PREVIEW Roll <i>it</i>  Read <i>it</i> 				
U	N	ROLL again 	Y	M
				+1
End	B	E	J	F

Roll *it* & Read *it* Fluency Game

Place a marker or small manipulative on "Start," one for each player. On your turn, roll one die and move that many spaces on the board. When you land on a space, name ALL the letters or sounds from "Start" to the space you landed on. The first player to reach the "End" and name all the letters or sounds is the winner!

Start	b	t	M	c
				H
1-4 players, Capital & Lowercase Letters ~ type font				
g	-2	v	e	y
  Roll <i>it</i> Read <i>it</i> 				
A	k	 ROLL again	l	S
				+1
www.thisreadingmama.com				
End	w	p	Z	R