


seasonal Mapping Mats


Includes 4- and 5-phoneme mats + word lists!



PREVIEW

seasonal Mapping Mats

Includes 4- and 5-phoneme mats + word lists!



This Pack Includes:

- Why the mapping mats are effective
- How to use the mats step-by-step
- TEN mapping mats for each season
- Seasonal word lists (organized by phonemes)
- TEN bonus/anytime mapping mats
- Up to 4-phoneme mapping mats
- Up to 5-phoneme mapping mats

Why use these Mapping Mats

1. Phonemic awareness, the ability to hear and manipulate the individual sounds in words, is imperative for both reading and spelling. Learners must be able to blend the individual sounds of /h/-/a/-/t/ in order to read the word, and they must be able to separate or segment the three sounds of *hat* in order to spell the word. These seasonal mapping mats help our learners separate the individual sounds and then blend them back together, reinforcing two of the most important skills for reading and spelling.

Read more about phonemic awareness on my blog:

<https://thisreadingmama.com/teaching-phonemic-awareness/>

2. Understanding the Alphabetic Principle is vital to both reading and spelling. It is possible for learners to know their letter names and their letter sounds and still lack the understanding for how to apply that knowledge to read and spell words. These mapping mats help learners listen for the sounds in words and then use their letter knowledge to both spell and read words. This reinforces the Alphabetic Principle.

Read more about The Alphabetic Principle on my blog:

<https://thisreadingmama.com/alphabetic-principle/>

3. Orthographic Mapping is a skill we want our young readers and writers to master because it helps them store the sound-spelling relationships of words for future retrieval. Instead of memorizing whole words or just looking at the first letter and guessing the word, we want to teach our readers how to use all the data in the word to map the sounds to their spellings. These mapping mats lead learners through the process of mapping sounds and spellings.

Read more about orthography and mapping words on my blog:

<https://thisreadingmama.com/what-is-orthography/>

autumn

Mapping Words

2 phonemes

PREVIEW

hay
pie
eat
boo
oak
owl

3 phonemes

PREVIEW

bat
cat
bag
cob
fog
mug
red
web
nut
maize

dice
fire
barn
farm
dark
horn
corn
fall
maize

4 phonemes

PREVIEW

jump
wind
stack
black
mask
dress
trick
crop
ghost

PREVIEW

ham
yam
pit
wig
chill
mash
gust
witch
bake

prayer
tray
leaf
wheat
seed
tree
geese
dry
moon

PREVIEW

plate
leaves
feast
beast
treat
fright
cloak
field
spook

PREVIEW

rake
face
bale
ride
pile

cool
crow
stew
howl
down
gourd

PREVIEW

school
fruit
brown
haunt
turkey
cider

Leaf Mapping Mat

Directions:

1- Place one counter in the leaf for each sound you hear. 2- Count the sounds in the word. 3- Drag the counters to the boxes. 4- Write the sounds to spell the word.



www.thisreadingmama.com

--	--	--	--

Hat Mapping Mat

Directions:

1- Place one counter in the hat for each sound you hear. 2- Count the sounds in the word. 3- Drag the counters to the boxes. 4- Write the sounds to spell the word.



www.thisreadingmama.com

--	--	--	--

Birthday Mapping Mat

Directions:

1- Place one counter in the cake for each sound you hear. 2- Count the sounds in the word. 3- Drag the counters to the boxes. 4- Write the sounds to spell the word.



www.thisreadingmama.com

--	--	--	--

Duck Mapping Mat

Directions:

1- Place one counter in the duck for each sound you hear. 2- Count the sounds in the word. 3- Drag the counters to the boxes. 4- Write the sounds to spell the word.



www.thisreadingmama.com

--	--	--	--	--

Bee Mapping Mat

Directions:

1- Place one counter in the bee for each sound you hear. 2- Count the sounds in the word. 3- Drag the counters to the boxes. 4- Write the sounds to spell the word.



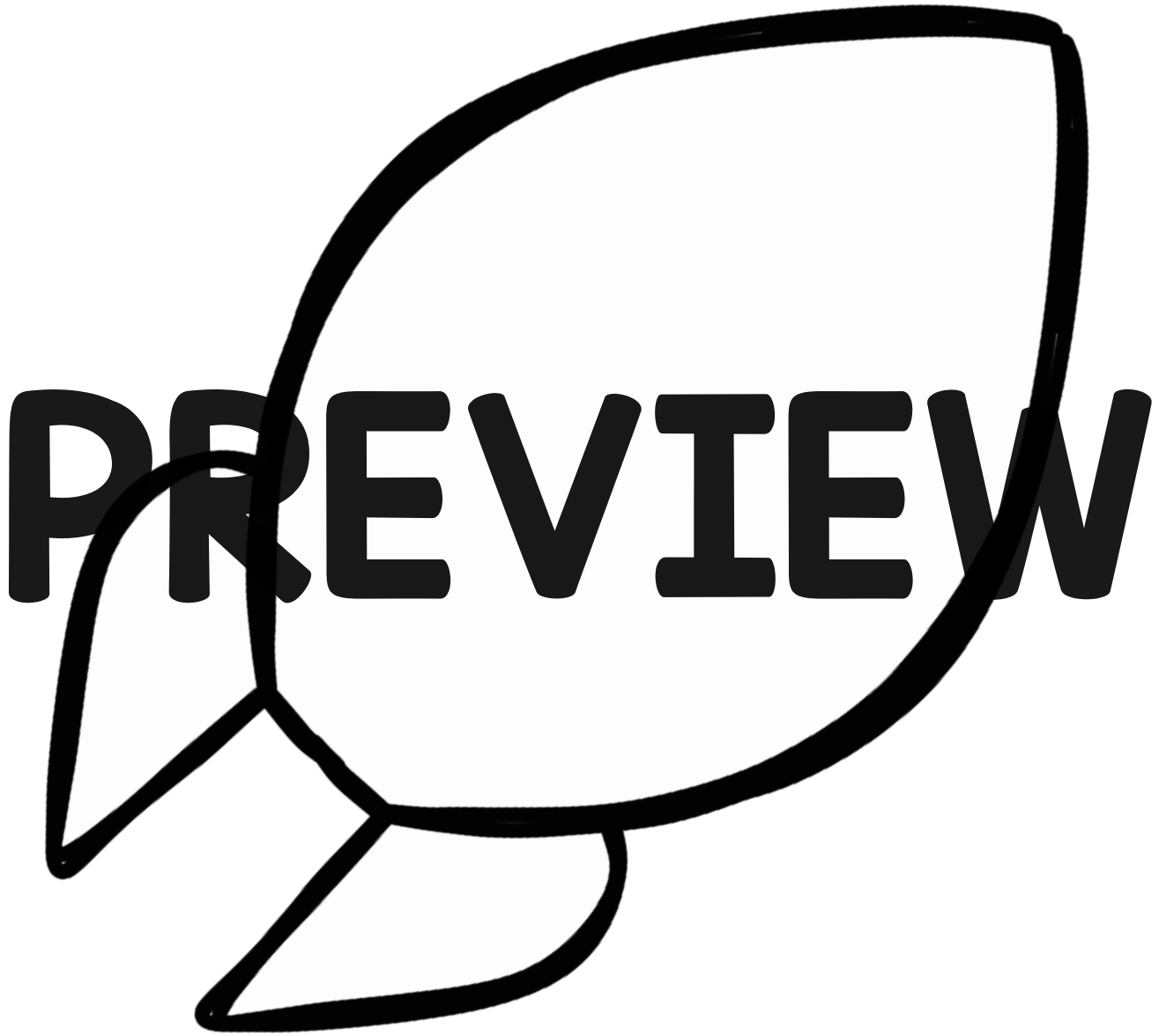
www.thisreadingmama.com

--	--	--	--	--

Rocket Mapping Mat

Directions:

1- Place one counter in the rocket for each sound you hear. 2- Count the sounds in the word. 3- Drag the counters to the boxes. 4- Write the sounds to spell the word.



www.thisreadingmama.com

--	--	--	--	--