

print & play games
SYLLABLE TYPES

Color Games * Blackline Games * Digital Games

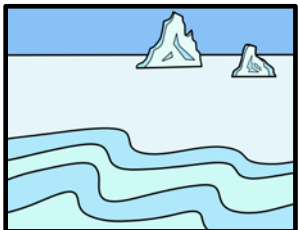
The collage features several educational materials:

- Polar Penguins Closed and Open Syllable Game:** Includes instructions: "Roll a die and mark the rolled number. To win all the numbers on the game board. (Once each number is on the board twice.) Trace the picture and talk about how the first syllable in the word is spelled. If it is an open syllable, spell the word on the bottom line of the open side. If it is a closed syllable, spell it on the closed side. Trace, write and spell words. (The same word can be used for both sides.)" It shows a game board with a penguin and a die.
- Polar Penguins Open & Closed First Syllable:** Includes instructions: "Roll a die and mark the rolled number. To win all the numbers on the game board. (Once each number is on the board twice.) Trace the picture and talk about how the first syllable in the word is spelled. If it is an open syllable, spell the word on the bottom line of the open side. If it is a closed syllable, spell it on the closed side. Trace, write and spell words. (The same word can be used for both sides.)" It shows a game board with a penguin and a die.
- Word Grid:** A grid of words for syllable classification:

campus	open	basic	canyon
fabric	humid	plastic	chosen
tablet	bonus	tulip	pencil
- Character:** A cartoon girl with blonde braids holding a white sign with two black dots.
- Logo:** "this Reading mama" with a book icon.

preview

©www.thisreadingmama.com




End










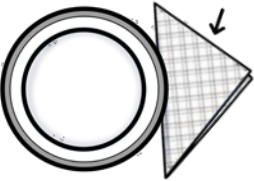


Polar Penguins


Doubled or Not Doubled Closed First Syllables

Directions: Roll a die and match the rolled number to *one* of the numbers on the game board. (Note: Each number is on the board twice.) Name the picture and think about how the word is spelled. If it is spelled with a double letter in the middle, spell the word on the bottom line of the "doubled" side. If it is spelled without a double letter in the middle, spell it on the "NOT doubled" side. Keep rolling and spelling words. *The same word cannot be spelled more than twice.* The first penguin to reach his polar home wins.



End

 5	 1	 6	 2
 6	 4	 1	 2
 3	 1	 5	 4




doubled
Start

NOT
doubled
Start



Directions: Place a marker on Start. Roll a die and move along the path. When you land on a space, name the picture and tell how the word sound is spelled: with a doubled letter or no doubled letter. When you reach End, you win!



A large circular board game path with a thick black border. The path is divided into several sections. At the top left, a vertical oval contains the word "Start" in green. At the bottom left, a vertical oval contains the word "End" in red. The path contains various illustrations: a girl holding a cat, a plate with a triangle, a basket, a plus sign and a vertical bar, a green button, a boy with a tennis racket, a red horseshoe, a girl holding a cat, a sun over water, a green button, a plate with a triangle, a girl holding a cat, a red horseshoe, a rabbit, a boy with a tennis racket, a minus sign and a vertical bar, a cactus, a red horseshoe, a sun over water, a girl holding a cat, a basket, a minus sign and a vertical bar, a girl holding a cat, a basket, a yellow helmet, a plaid mitten, a girl holding a cat, a basket, a yellow helmet, a plaid mitten, a girl holding a cat, a basket, a yellow helmet, a plaid mitten, a girl holding a cat, a basket, a yellow helmet, a plaid mitten. A large, faint watermark "Reading Mama" is visible across the center of the board. A penguin illustration is located at the bottom left of the board.

Directions: After you have rolled and identified the picture, spell the word on the blanks under the correct column.

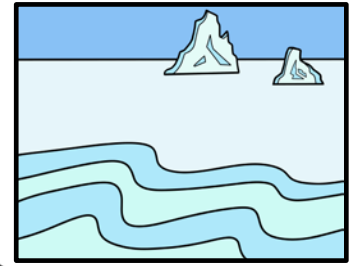
doubled

NOT doubled

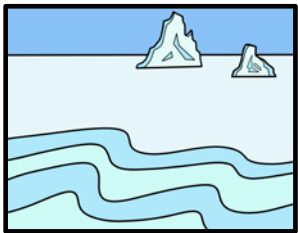


previews

Directions: Place a marker on Start. Roll a die and move along the path. When you land on a space, read the word. Tell if the first syllable is open or closed. When you reach End, you win!



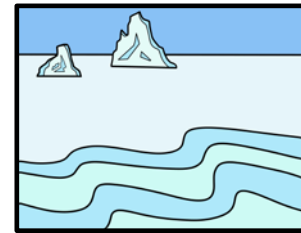
A large spiral-shaped board game path. The path starts at a purple oval labeled "Start" and ends at a purple oval labeled "End". The path is divided into colored segments: yellow, pink, blue, and purple. Each segment contains a word or symbol. The words are: hero, basic, robot, + |, bonus, zero, veto, baby, music, duty, siren, even, bacon, lady, vacant, chosen, silo, crazy, raven, open, halo, -2. There are also symbols like a double hash (#), a plus sign, a minus sign, and a vertical bar. A large, stylized penguin is drawn across the center of the spiral. A small penguin illustration is in the bottom left corner.



End

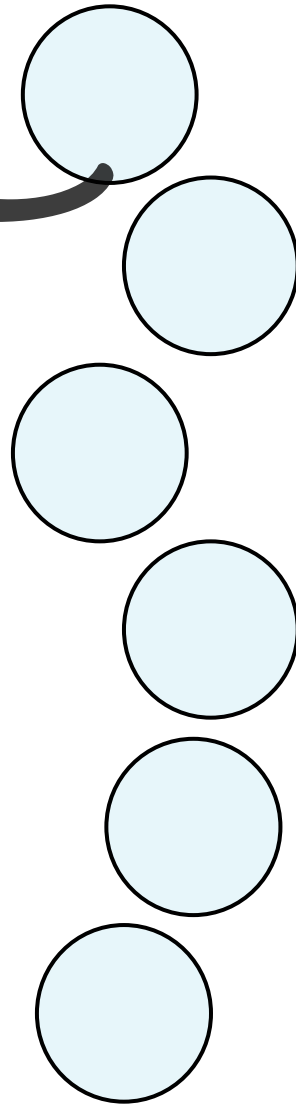
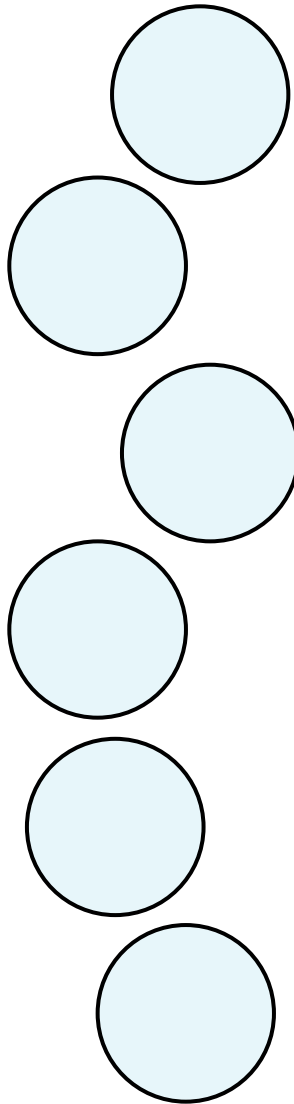
Polar Penguins













Open & Closed First Syllables





End

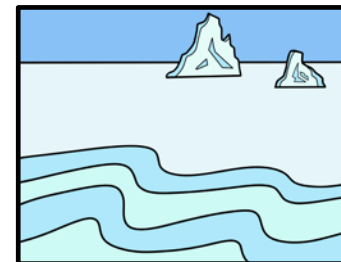
Directions: Grab two small markers and place one on each penguin at Start. Roll a die and match the rolled number to *one* of the numbers on the game board. (Note: Each number is on the board twice.) Read the word. If the word starts with a closed syllable, move one space closer to the top on the "closed" side. If the word starts with an open syllable, move one space closer to the top on the "open" side. The first penguin to reach his home wins!



 campus	 open	 basic	 canyon
 fabric	 humid	 plastic	 chosen
 tablet	 bonus	 tulip	 pencil

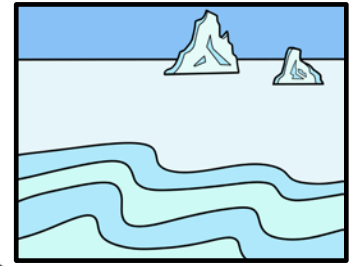


Directions: Place a marker on Start. Roll a die and move along the path. When you land on a space, read the word. Tell if the first syllable is open or closed. When you reach End, you win!



A large spiral-shaped board game path. The path starts at a purple oval labeled "Start" and ends at a blue oval labeled "End". The path is divided into colored segments: yellow, pink, light blue, and purple. Each segment contains a word or symbol. The words are: sudden, human, cotton, lazy, cobweb, even, item, napkin, prefix, recent, dentist, pencil, tablet, tutu, frozen, gossip, canyon, minus, ribbon, silent, and -2. There are also symbols: a vertical bar with a plus sign, a vertical bar with a minus sign, and a vertical bar with a plus sign. A large, stylized grey letter "e" is written across the middle of the spiral. A small penguin illustration is in the bottom left corner.

Directions: Place a marker on Start. Roll a die and move along the path. When you land on a space, read the word. Tell if the first syllable is open or closed. When you reach End, you win!



A large spiral-shaped board game path. The path starts at a purple oval labeled "Start" and ends at a purple oval labeled "End". The path is divided into colored segments: yellow, pink, blue, and purple. Each segment contains a word or symbol. The words are: hero, basic, robot, + |, bonus, zero, chosen, silo, crazy, veto, vacant, lady, - 2, baby, halo, open, raven, music, bacon, even, siren, duty. There are also symbols like a double hash (#) and a double colon (:). A large, stylized, grey word "eleven" is written across the spiral. In the bottom left corner, there is a cartoon penguin.