

NO PREP

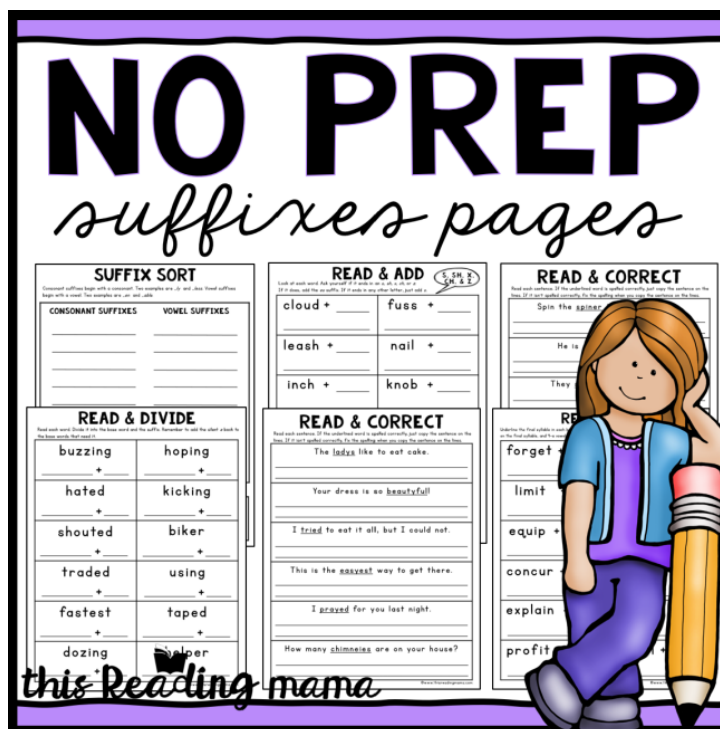
suffixes pages

PREVIEW

PLEASE NOTE:

These pages are like the free printables in my series, [Rules for Adding Suffixes to Words](#).

30+ extra pages have been added to this pack that you cannot find on my blog as well as answer keys for every page.

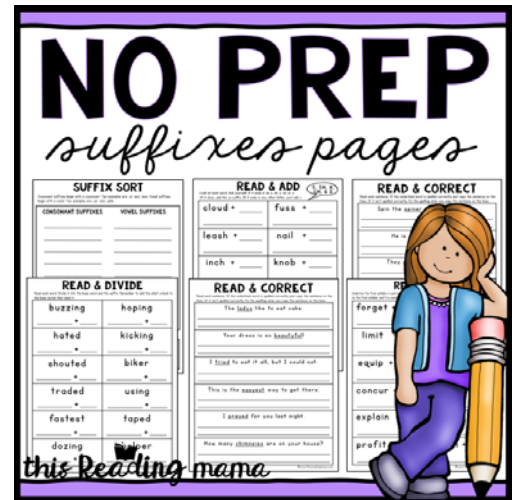


NO PREP

suffixes pages

TABLE OF CONTENTS:

- p. 2 Vowel and Consonant Suffixes
- p. 4 Suffix *_s* or *_es* Pages
- p. 16 I-I-I Words Pages
- p. 28 E-Drop Pages
- p. 40 Words Ending in *y* Pages
- p. 52 Change *_f/_fe* to *v* Pages (BONUS!)
- p. 59 Doubling Two-Syllable Words Pages
- p. 68 Adding Suffixes Mixed Review Pages (BONUS!)
- p. 85 Vowel and Consonant Suffixes Answer Key
- p. 87 Suffix *_s* or *_es* Pages Answer Keys
- p. 99 I-I-I Words Pages Answer Keys
- p. 111 E-Drop Pages Answer Keys
- p. 123 Words Ending in *y* Pages Answer Keys
- p. 135 Change *_f/_fe* to *v* Pages Answer Keys
- p. 142 Doubling Two-Syllable Words Pages
- p. 151 Adding Suffixes Mixed Review Pages Answer Keys



PLEASE NOTE:

These pages are like the free printables in my series, [Rules for Adding Suffixes to Words](#). 30+ extra pages have been included in this pack as well as answer keys for every page.

©www.thisreadingmama.com

Terms of Use: This printable pack was created for you to use at home with your child(ren) or with multiple children in a SINGLE classroom/tutoring setting. Please **do not** share this file between classrooms. Instead, encourage others to visit my blog to get their own copy. Please **do not** sell, host, share, reproduce, giveaway, or store on any other site (including a blog, Facebook, 4Shared, Dropbox, Amazon Inspire, etc.). Thank you!

SUFFIX SORT

Consonant suffixes begin with a consonant. Two examples are *_ly* and *_less*. Vowel suffixes begin with a vowel. Two examples are *_en* and *_able*.

CONSONANT SUFFIXES

VOWEL SUFFIXES

PREVIEW

Underline the first letter of each suffix. Sort the suffixes as being either a consonant suffix or a vowel suffix by writing it above.

able

es

ing

less

en

s

ment

ness

ive

ed

ty

ish

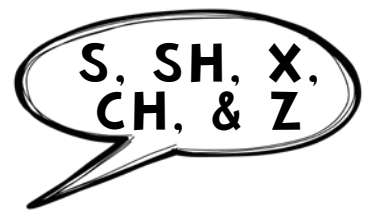
est

ly

ful

er

READ & ADD



Look at each word. Ask yourself if it ends in an *s*, *sh*, *x*, *ch*, or *z*.

If it does, add the *es* suffix. If it ends in any other letter, just add *s*.

cloud + _____

fuss + _____

leash + _____

nail + _____

inch + _____

knob + _____

swirl + _____

cross + _____

buzz + _____

shark + _____

coach + _____

mix + _____

READ & CORRECT

Read each sentence. If the underlined word is spelled correctly, just copy the sentence on the lines. If it isn't spelled correctly, fix the spelling when you copy the sentence on the lines.

The stormes were bad last night!

I have three patches on my pants.

He plays the drumes well.

The baby fuss loudly all day.

How many nights will you be there?

These peachs are so good!

READ & DIVIDE

Read each word. Divide it into the base word and the suffix. Remember, if the based word is a l-l-l word and a vowel suffix was added, you only need one final consonant.

runner

_____ + _____

listed

_____ + _____

pecking

_____ + _____

sitting

_____ + _____

tapped

_____ + _____

redness

_____ + _____

swimmer

_____ + _____

telling

_____ + _____

trusted

_____ + _____

sadly

_____ + _____

madden

_____ + _____

flattest

_____ + _____

READ & CORRECT

Read each sentence. If the underlined word is spelled correctly, just copy the sentence on the lines. If it isn't spelled correctly, fix the spelling when you copy the sentence on the lines.

This little orange is roten.

She dropped her ice cream on the ground.

The runner came in first today.

Did you shout louddly at me?

He siped the water from his cup.

They tuged on the rope and it fell.

READ & ADD

Look at the base word. If it 1- ends in a silent *e* and 2- a vowel suffix is being added, drop the *e*. If either of these two things is not true, just add the suffix. Spell each word on the line.

bake + er

peek + ing

time + ed

dish + es

hope + ful

write + er

froze + en

fine + est

back + ed

smoke + ing

name + ing

rude + ly

READ & DIVIDE

Read each word. Divide it into the base word and the suffix. Remember to add the silent *e* back to the base words that need it.

buzzing

_____ + _____

hoping

_____ + _____

hated

_____ + _____

kicking

_____ + _____

shouted

_____ + _____

biker

_____ + _____

traded

_____ + _____

using

_____ + _____

fastest

_____ + _____

taped

_____ + _____

dozing

_____ + _____

helper

_____ + _____

READ & DIVIDE

Read each word. Divide it into the base word and suffix. Remember to change the *i* back to a *y* when you write the base word on the blank.

crying

_____ + _____

stickier

_____ + _____

alleys

_____ + _____

beautiful

_____ + _____

toyed

_____ + _____

carrying

_____ + _____

craziness

_____ + _____

easiest

_____ + _____

playful

_____ + _____

happiness

_____ + _____

tried

_____ + _____

buys

_____ + _____

READ & CORRECT

Read each sentence. If the underlined word is spelled correctly, just copy the sentence on the lines. If it isn't spelled correctly, fix the spelling when you copy the sentence on the lines.

It isn't so bad, so stop all your criing!

She hurried to get there on time.

I emptied all the trash cans.

It rained heavily all day long.

We enjoied watching the show with you.

Did you visit all the citys?

READ & ADD

Add either suffix *_es* or *_s* to each word. (Circle the correct one.) Remember to change the *f* or *fe* to *v* before adding *_es*.

loaf + s/es

half + s/es

wife + s/es

save + s/es

elf + s/es

calf + s/es

thief + s/es

shelf + s/es

life + s/es

wolf + s/es

cuff + s/es

knife + s/es

READ & CORRECT

Read each sentence. If the underlined word is spelled correctly, just copy the sentence on the lines. If it isn't spelled correctly, fix the spelling when you copy the sentence on the lines.

There are three knifes on the table.

How many halfs make a whole?

She weavs all her baskets by hand.

I got two loaves of bread for the party.

He drives his old car to work.

We have two hivees behind the house.

READ & DIVIDE

Read each word. Divide it into the base word and suffix. Remember, you only need one final consonant at the end of the base words that follow the four doubling requirements for two-syllable words.

finishing

_____ + _____

preferred

_____ + _____

beginner

_____ + _____

suddenly

_____ + _____

permitted

_____ + _____

concealing

_____ + _____

imported

_____ + _____

equipped

_____ + _____

containing

_____ + _____

recurring

_____ + _____

regretful

_____ + _____

forgotten

_____ + _____

READ & CORRECT

Read each sentence. If the underlined word is spelled correctly, just copy the sentence on the lines. If it isn't spelled correctly, fix the spelling when you copy the sentence on the lines.

He admitted that he was wrong.

I loved the begining of the book!

The tickets to the show were limited.

She was very supporttive of our choice.

My doctor refered me to someone else.

Are you concerned about the problem?

READ & ADD

Add the suffix to the word, remembering all the rules you've been taught. Write the whole word on the line provided. (For suffix *_s* and *_es*, circle the one that is correct first.)

book + s/es

spy + es

spin + ing

learn + ing

call + er

mad + en

leaf + es

teach + s/es

try + ing

valley + s

give + er

jail + or

READ & DIVIDE

Read each word. Divide it into the base word and suffix. Remember all the rules you've learned about adding suffixes to words, so you add back or remove letters as you write the base word.

passes

_____ + _____

hired

_____ + _____

cheerful

_____ + _____

decaying

_____ + _____

beggar

_____ + _____

shelves

_____ + _____

starting

_____ + _____

staying

_____ + _____

tuned

_____ + _____

clearing

_____ + _____

beautiful

_____ + _____

nests

_____ + _____

READ & CORRECT

Read each sentence. If the underlined word is spelled correctly, just copy the sentence on the lines. If it isn't spelled correctly, fix the spelling when you copy the sentence on the lines.

She quoted me five hundred dollars!

Is it easier for you or me?

He slapped me for no reason!

We have three couchs in our room.

My dog waggs his tail all the time.

Are you over there spiing on me?

Let's **CONNECT!**



CLIP ART & FONTS *by:*

