


PREVIEW

for Google Slides AND Seesaw

~ NO PRINT ~

R-Controlled

Digital Spell in the Blank Activities



4 levels included!

www.thisreadingmama.com

Level One

Short Vowels vs. R-Controlled Vowels



b

n



c

t



e

g



c

t

www.thisreadingmama.com

Directions: Drag the letter(s) to each blank to finish spelling the words.



a


a

ar

ar



tw _____ ns



d _____ t



tw _____ i



d _____ p

www.thisreadingmama.com

Directions: Drag the letter(s) to each blank to finish spelling the words.



i

i

ir

ir

Level Two

**R-Controlled vs. R-Controlled Vowels
{Different Sounds}**




st _____



b _____



st _____



b _____

d _____

www.thisreadingmama.com

Directions: Drag the letters to each blank to finish spelling the words.



ir

ir


ar

ar



f

t



t

n



f

n



t

n

www.thisreadingmama.com

Directions: Drag the letters to each blank to finish spelling the words.



or

or

er

er


Level Three

**R-Controlled vs. R-Controlled Vowels
{Similar Sounds}**




g _ _ _

l b



h _ _ _

d



b _ _ _

d



g _ _ _

ms

www.thisreadingmama.com

Directions: Drag the letters to each blank to finish spelling the words.



er

er

ir

ir



_____ m



c _____ k



h _____ n



_____ n

www.thisreadingmama.com

Directions: Drag the letters to each blank to finish spelling the words.



o r


o r

w a r

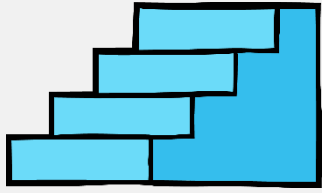
w a r

Level Four

Advanced R-Controlled Vowels


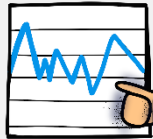


ch _____



st _____

s



ch _____

t



st _____

s

www.thisreadingmama.com

Directions: Drag the letters to each blank to finish spelling the words.



ar

ar

air

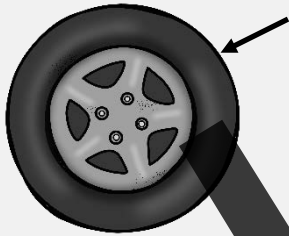
air



f _____



th _____ st



t _____



f _____ st

www.thisreadingmama.com

Directions: Drag the letters to each blank to finish spelling the words.



ir

ir

ire

ire