

PREVIEW

for Google Slides AND Seesaw

~ NO PRINT ~

Digraphs

Digital Spell in the Blank Activities

for Beginning AND
Ending Digraphs

www.thisreadingmama.com

BEGINNING DIGRAPHS

Includes: ch, sh, th, wh, ph, kn, gn, wr, qu, shr, & thr



___ umb



___ able

13

___ eir teen



___ ur tle

www.thisreadingmama.com

Directions: Drag the letter(s) to each blank to finish spelling the words.



t

th

t

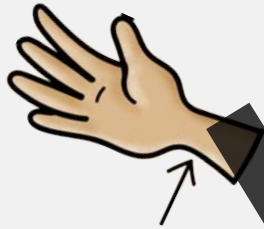
th



___ ap



___ istle



___ rist



___ en

www.thisreadingmama.com

Directions: Drag the letters to each blank to finish spelling the words.




wh

wr

wh

wr



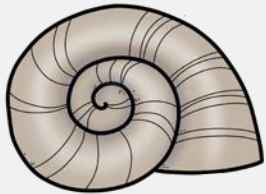
___ imp



___ ub



___ irt



___ ell

www.thisreadingmama.com

Directions: Drag the letters to each blank to finish spelling the words.



sh

shr

sh

shr

ENDING DIGRAPHS

Includes: ch, sh, th, ph, gn, gh, ck, ng, tch, & dge



cou _____



lo _____



lau _____



fla _____

www.thisreadingmama.com

Directions: Drag the letter(s) to each blank to finish spelling the words.



g

gh

g

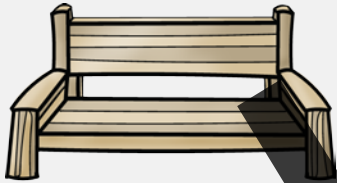
gh



chi _____



po _____



be _____



ro _____

www.thisreadingmama.com

Directions: Drag the letters to each blank to finish spelling the words.



ch

ck

ch

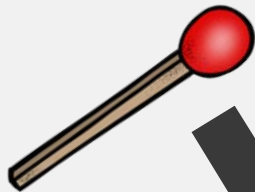
ck



tee _____



ear _____



ma _____



wa _____

www.thisreadingmama.com

Directions: Drag the letters to each blank to finish spelling the words.



th

tch

th

tch