fine motor
MATH MATS

These **colorful mats** are such an easy way to work on fine motor skills needed for pencil grip while reinforcing colors, shapes, numbers, number sense, patterns, measurement, simple addition & subtraction! Wow! Just grab playdough, pom poms, buttons, or other small manipulatives (like transparent counters) to cover each page. You can even pull out the dot paint if you're only using them once. For durability, slip the mats into a dry erase pocket or laminate them.

***Note:** Monitor little children closely when they are using small manipulatives.

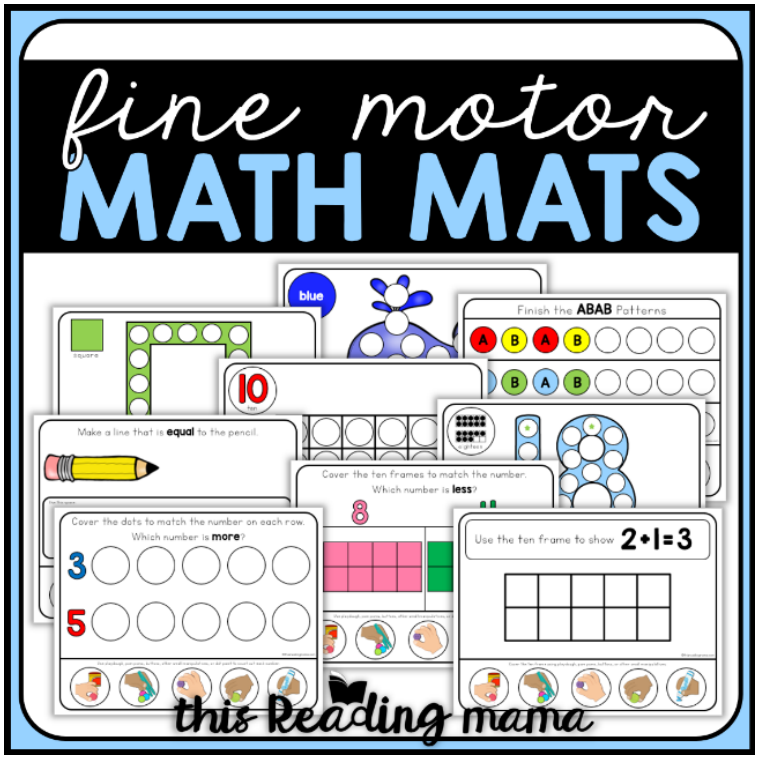

table of CONTENTS

p. 3	Color Word Mats
p. 26	Shape Mats
p. 40	Number Mats (0-30)
p. 72	Ten Frame Mats (0-20)
p. 116	Pattern Mats
p. 135	Measurement Mats
p. 154	Comparing Number Mats
p. 199*	Addition Mats
p. 251*	Subtraction Mats

*Directions are included on these pages as these mats are more complex.

Terms of Use: This printable pack was created for you to use at home with your child(ren) or with multiple children in a SINGLE classroom/ tutoring setting. Please **do not** share between classroom teachers, sell, host, reproduce, giveaway, or store on any other site (including a blog, Facebook, 4Shared, Dropbox, Amazon Inspire, etc.). Thank you!

©thisreadingmama.com

COLOR
fine motor
MATH MATS

*Blackline Fine Motor Math Mats are also included in this zip file

©thisreadingmama.com

fine motor
COLOR MATS

©thisreadingmama.com

red



©thisreadingmama.com

Cover the picture using playdough, pom poms, buttons, other small manipulatives, or dot paint.

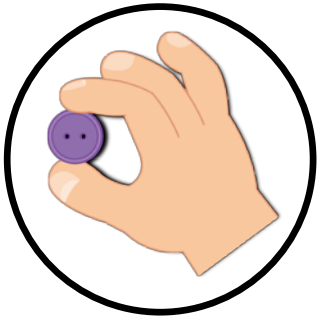



red



©thisreadingmama.com

Cover the picture using playdough, pom poms, buttons, other small manipulatives, or dot paint.

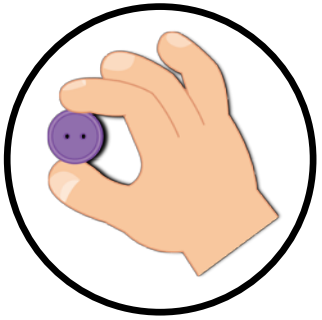



orange



©thisreadingmama.com

Cover the picture using playdough, pom poms, buttons, other small manipulatives, or dot paint.

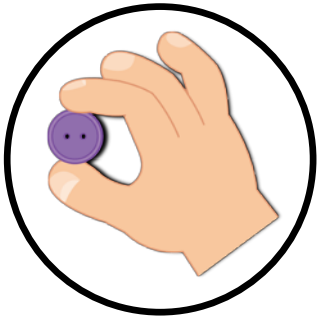



orange



©thisreadingmama.com

Cover the picture using playdough, pom poms, buttons, other small manipulatives, or dot paint.

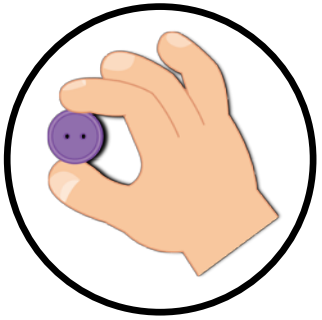



yellow

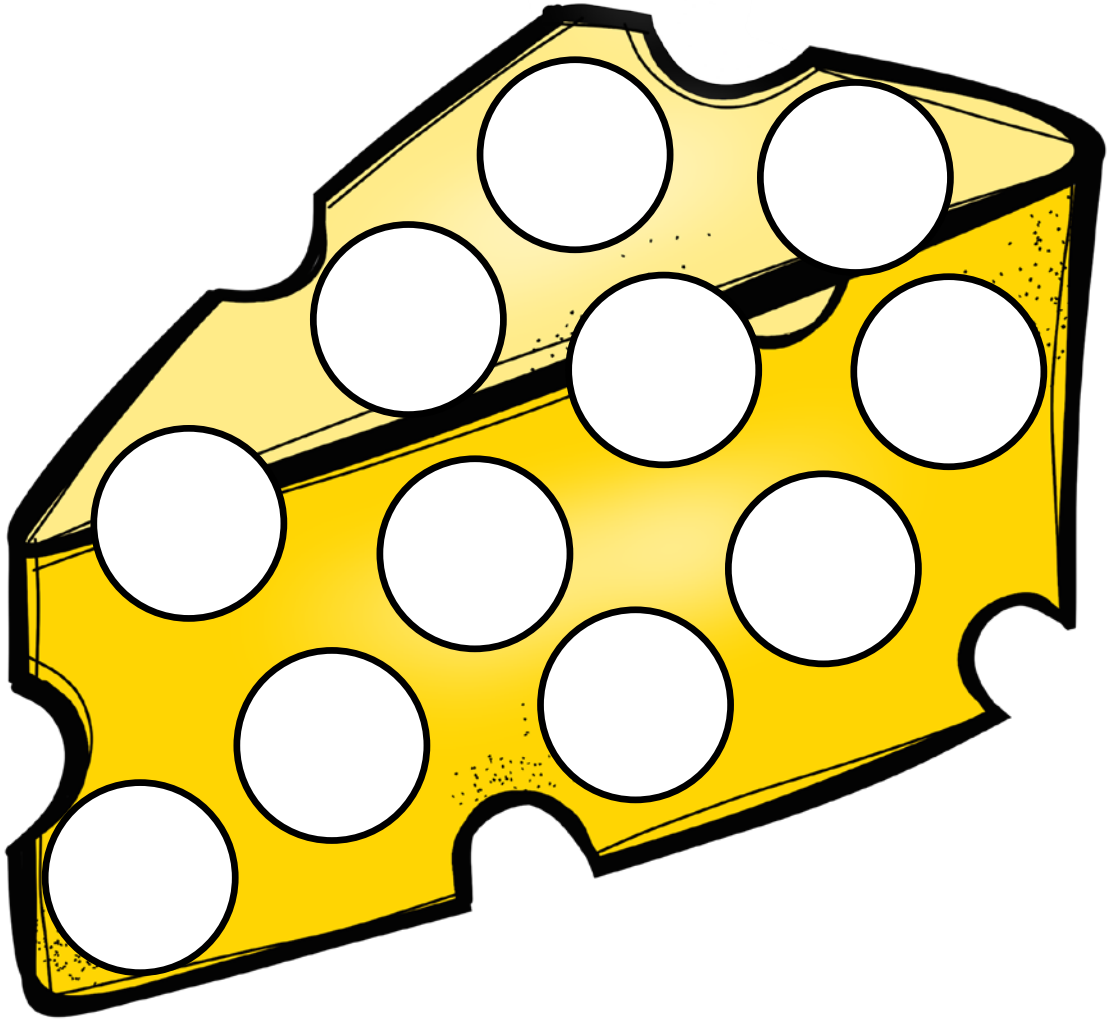

©thisreadingmama.com

Cover the picture using playdough, pom poms, buttons, other small manipulatives, or dot paint.

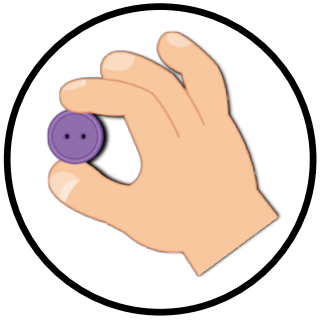



yellow



©thisreadingmama.com

Cover the picture using playdough, pom poms, buttons, other small manipulatives, or dot paint.

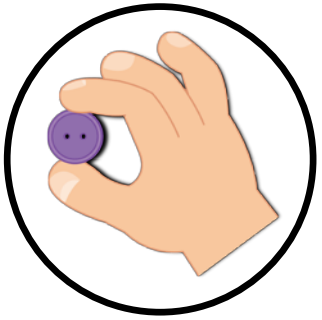



green



©thisreadingmama.com

Cover the picture using playdough, pom poms, buttons, other small manipulatives, or dot paint.

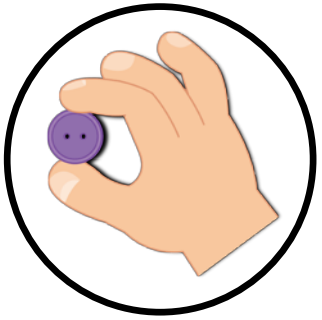



green



©thisreadingmama.com

Cover the picture using playdough, pom poms, buttons, other small manipulatives, or dot paint.

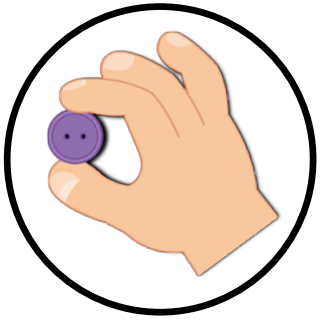



blue



©thisreadingmama.com

Cover the picture using playdough, pom poms, buttons, other small manipulatives, or dot paint.

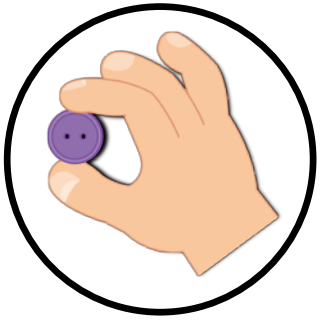



blue

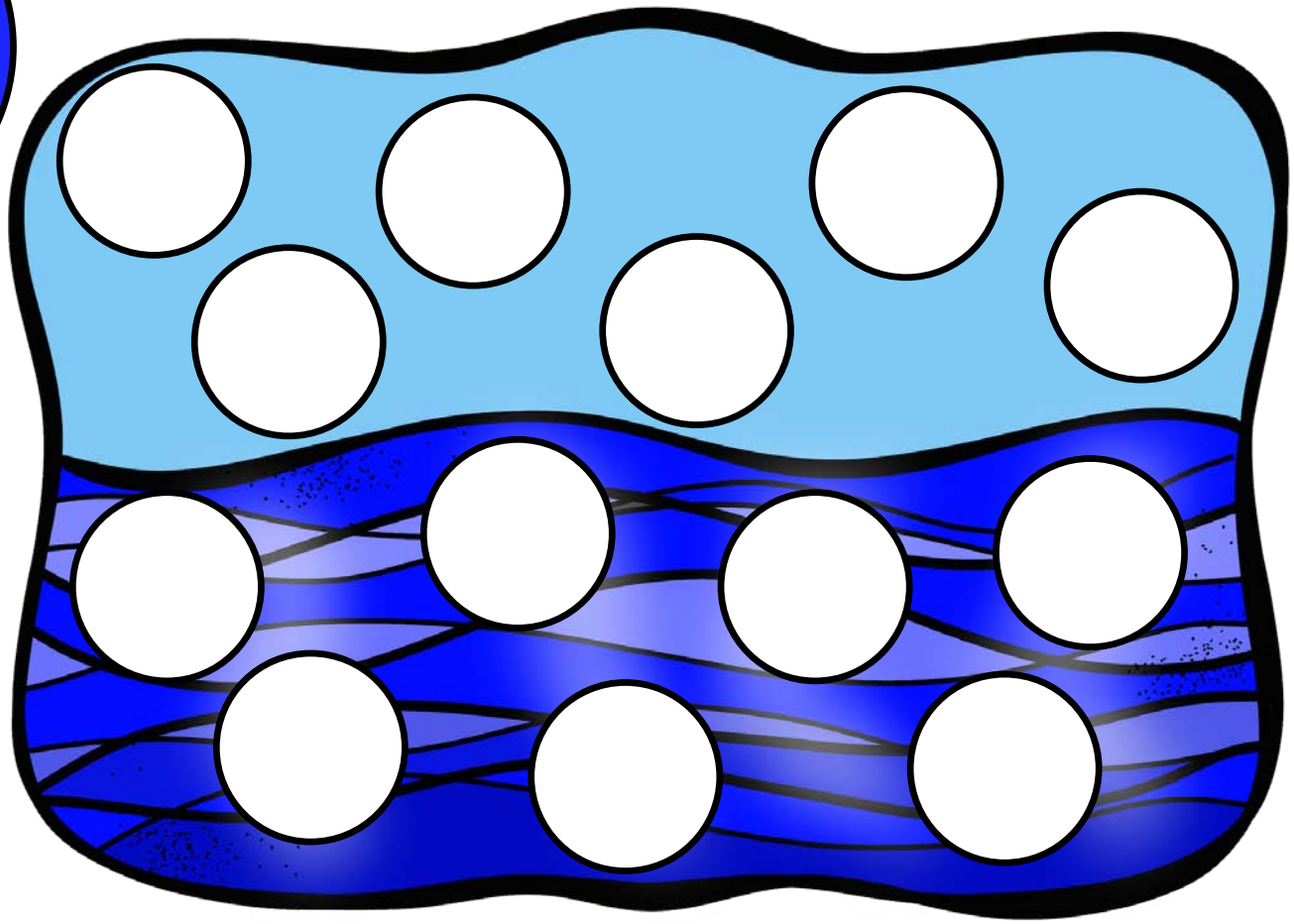

©thisreadingmama.com

Cover the picture using playdough, pom poms, buttons, other small manipulatives, or dot paint.

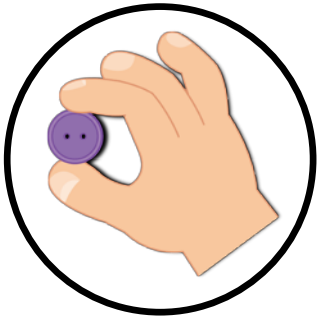



purple



©thisreadingmama.com

Cover the picture using playdough, pom poms, buttons, other small manipulatives, or dot paint.

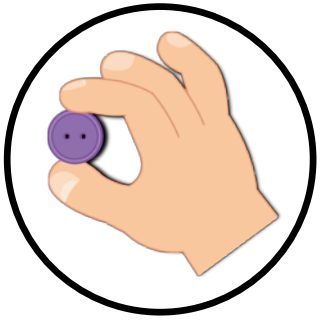



purple

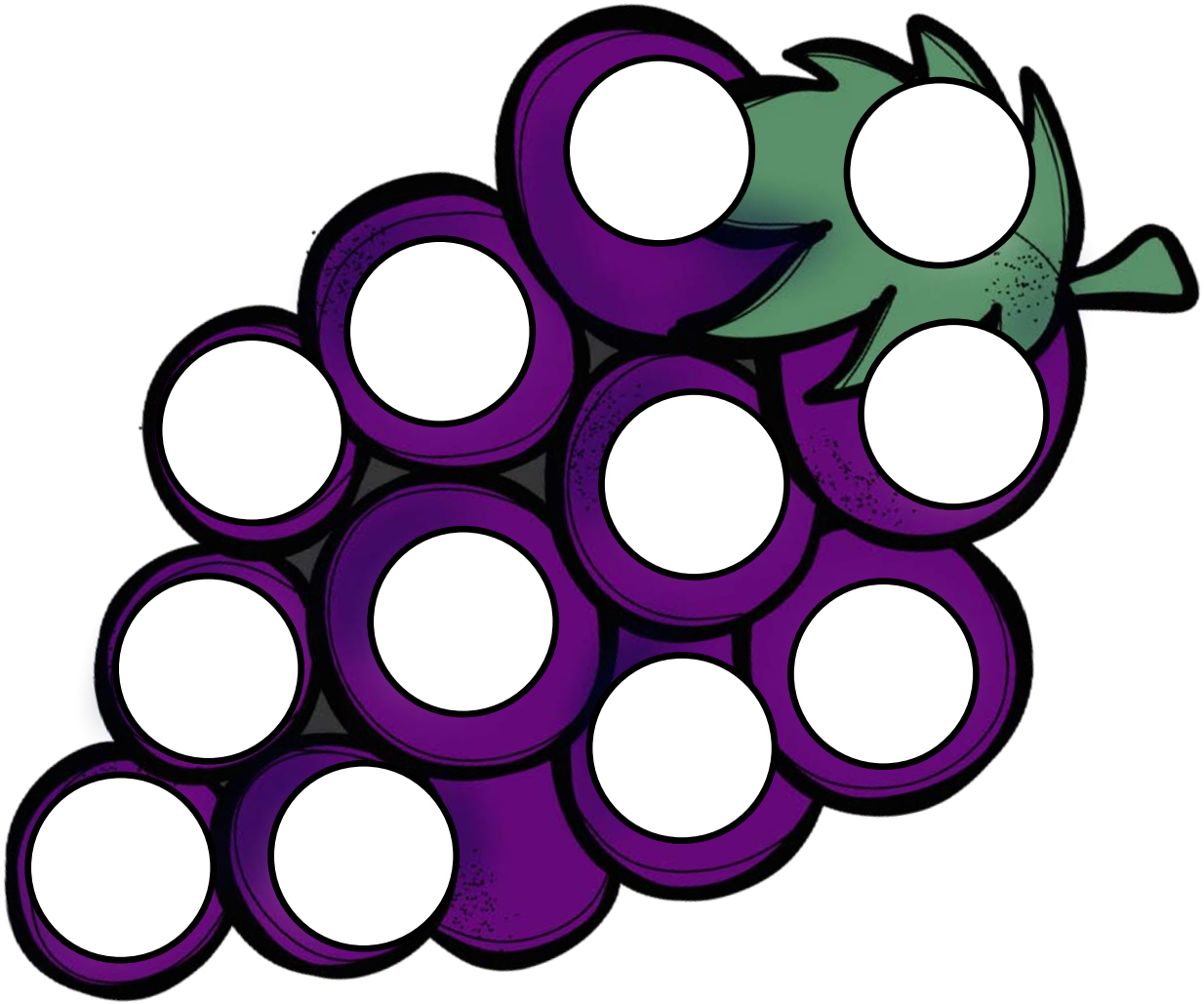

©thisreadingmama.com

Cover the picture using playdough, pom poms, buttons, other small manipulatives, or dot paint.

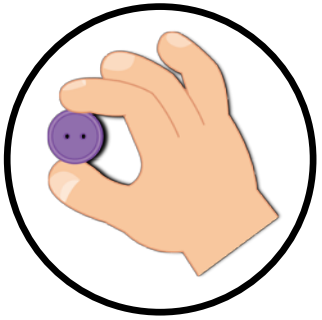



pink



©thisreadingmama.com

Cover the picture using playdough, pom poms, buttons, other small manipulatives, or dot paint.

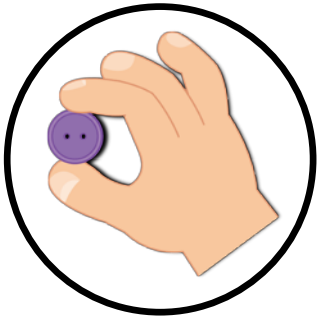



pink

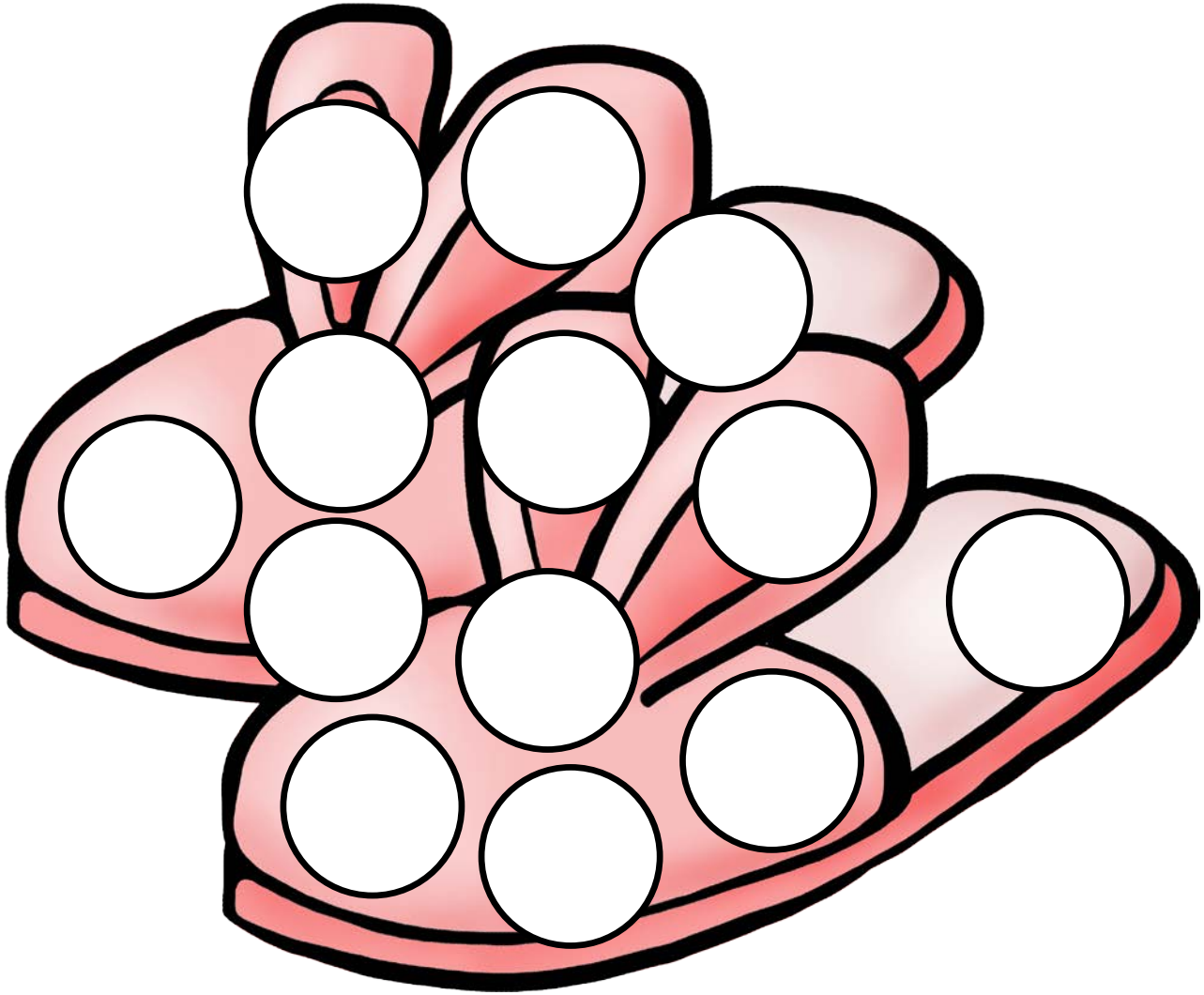

©thisreadingmama.com

Cover the picture using playdough, pom poms, buttons, other small manipulatives, or dot paint.

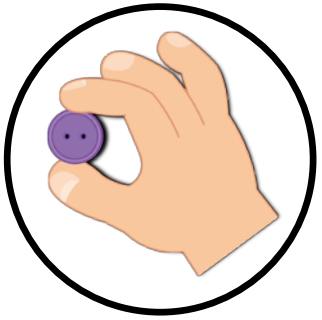



brown



©thisreadingmama.com

Cover the picture using playdough, pom poms, buttons, other small manipulatives, or dot paint.

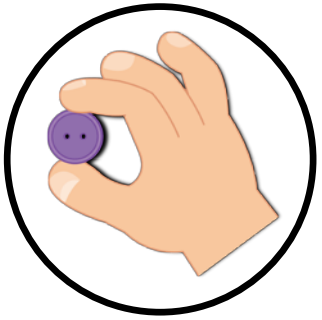



brown

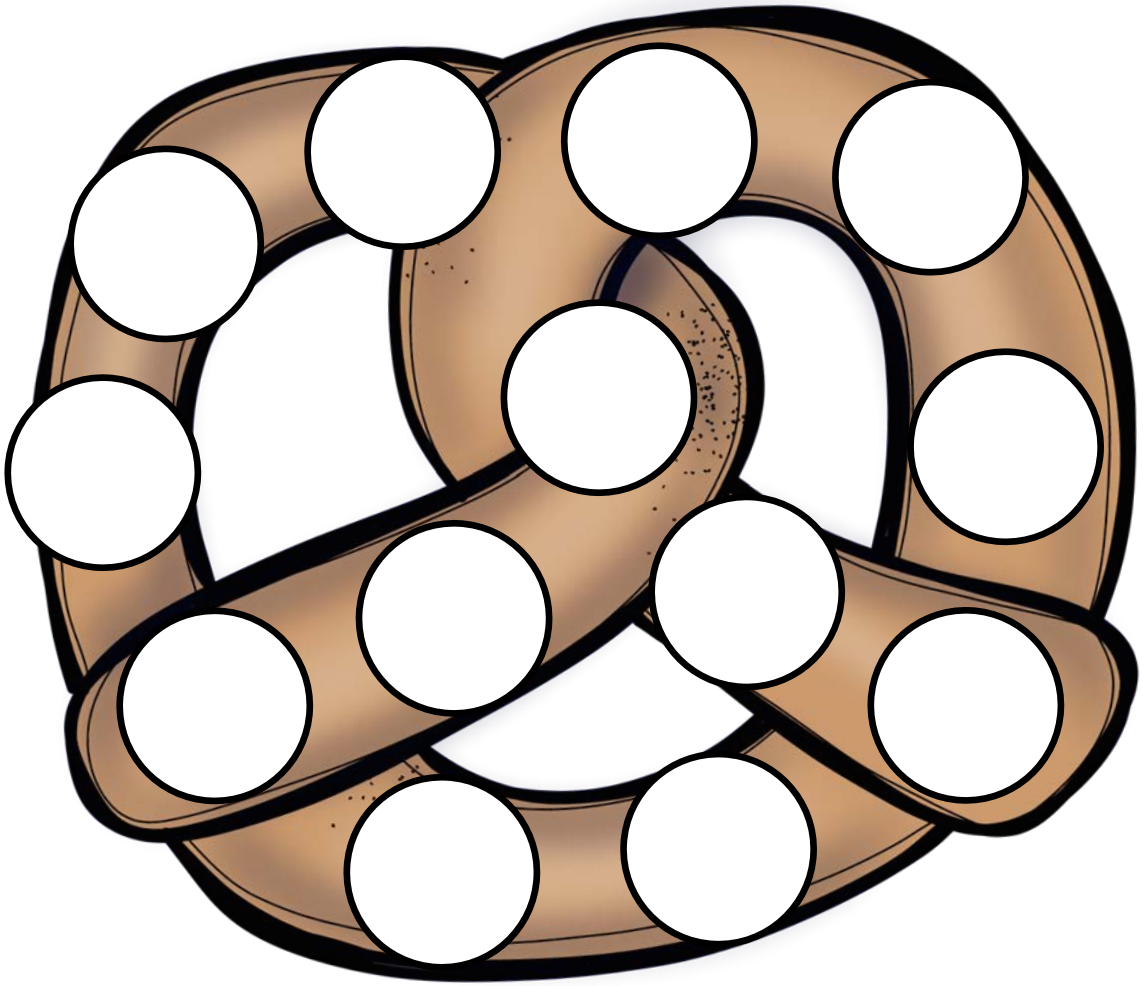

©thisreadingmama.com

Cover the picture using playdough, pom poms, buttons, other small manipulatives, or dot paint.

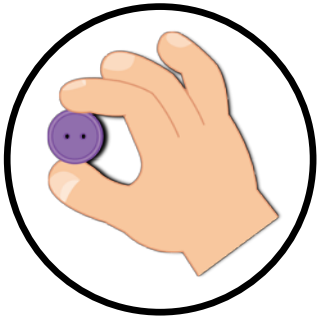



black



©thisreadingmama.com

Cover the picture using playdough, pom poms, buttons, other small manipulatives, or dot paint.

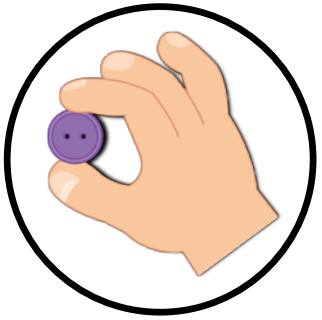



black

©thisreadingmama.com

Cover the picture using playdough, pom poms, buttons, other small manipulatives, or dot paint.

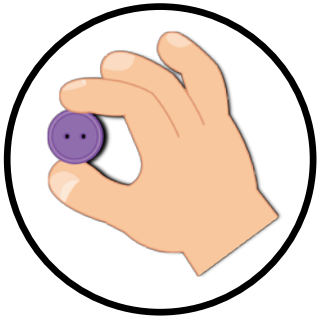



gray



©thisreadingmama.com

Cover the picture using playdough, pom poms, buttons, other small manipulatives, or dot paint.

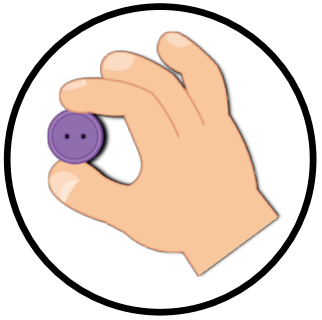



gray

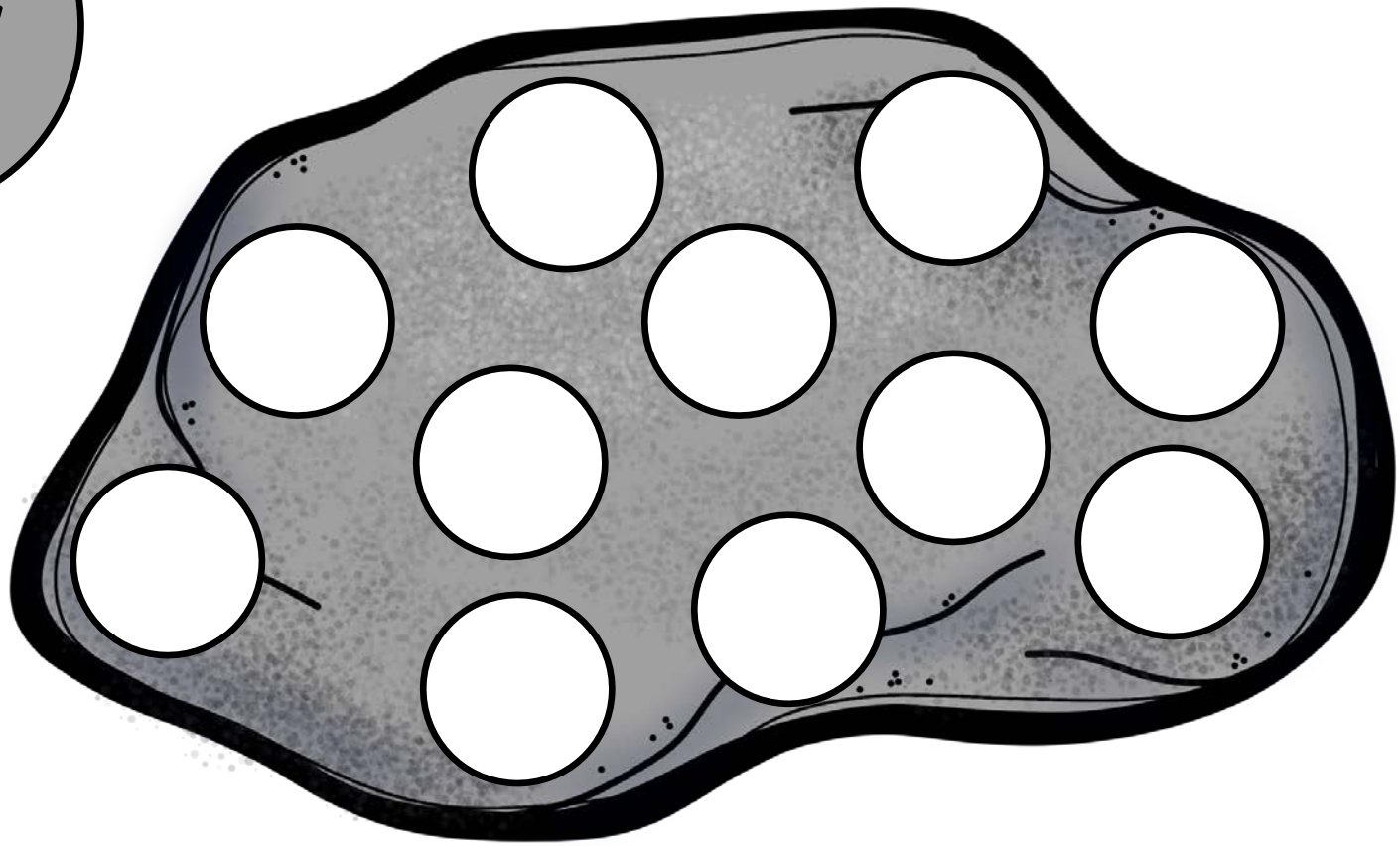

©thisreadingmama.com

Cover the picture using playdough, pom poms, buttons, other small manipulatives, or dot paint.

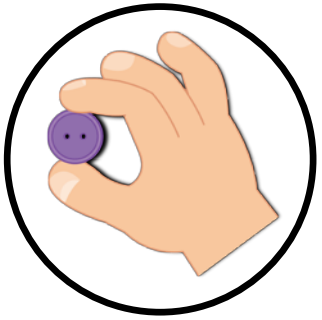



white



©thisreadingmama.com

Cover the picture using playdough, pom poms, buttons, other small manipulatives, or dot paint.

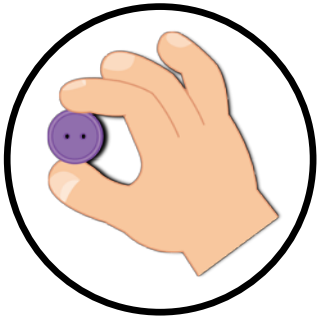



white



©thisreadingmama.com

Cover the picture using playdough, pom poms, buttons, other small manipulatives, or dot paint.

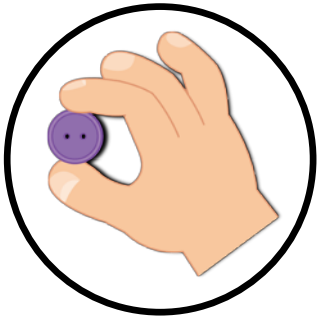



fine motor
SHAPE MATS

©thisreadingmama.com



square

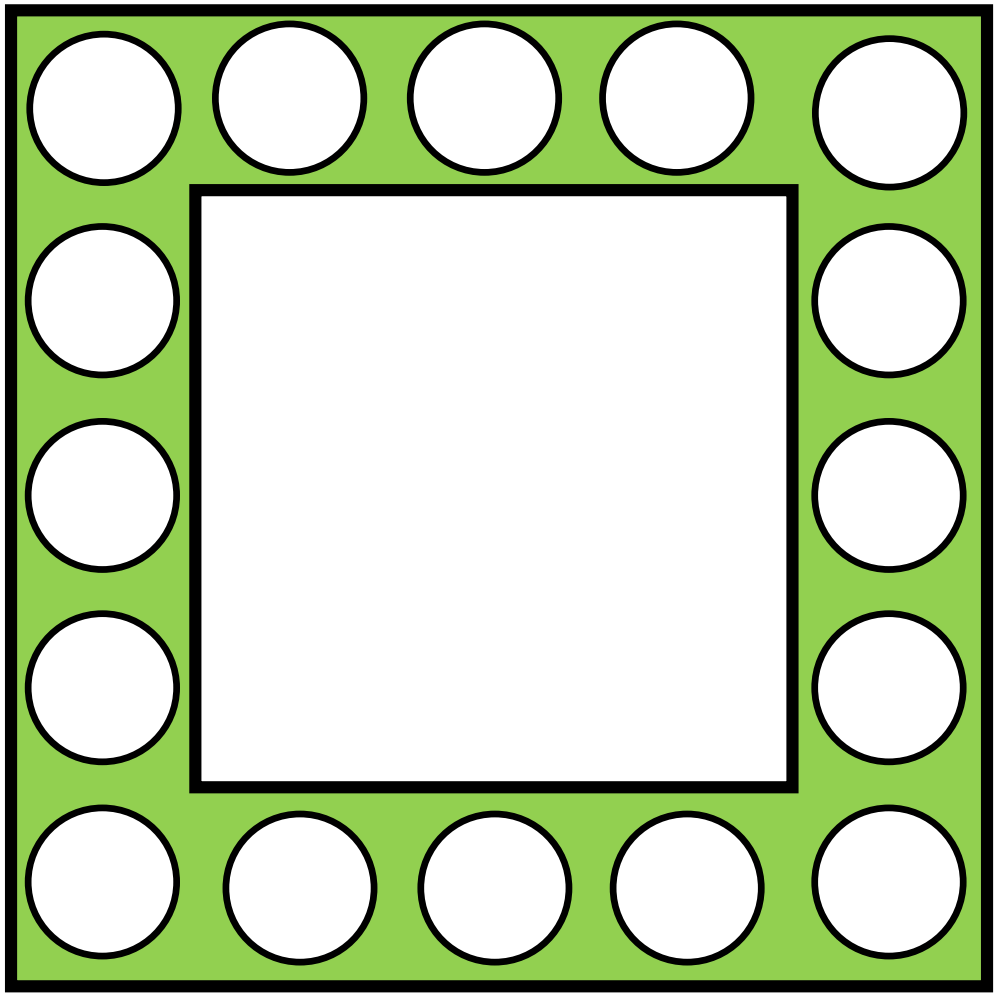

©thisreadingmama.com

Cover the shape using playdough, pom poms, buttons, other small manipulatives, or dot paint.

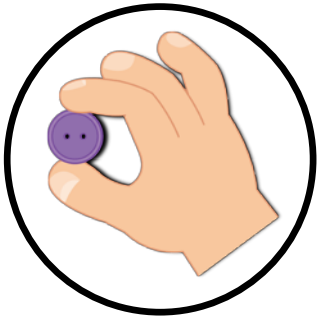





circle

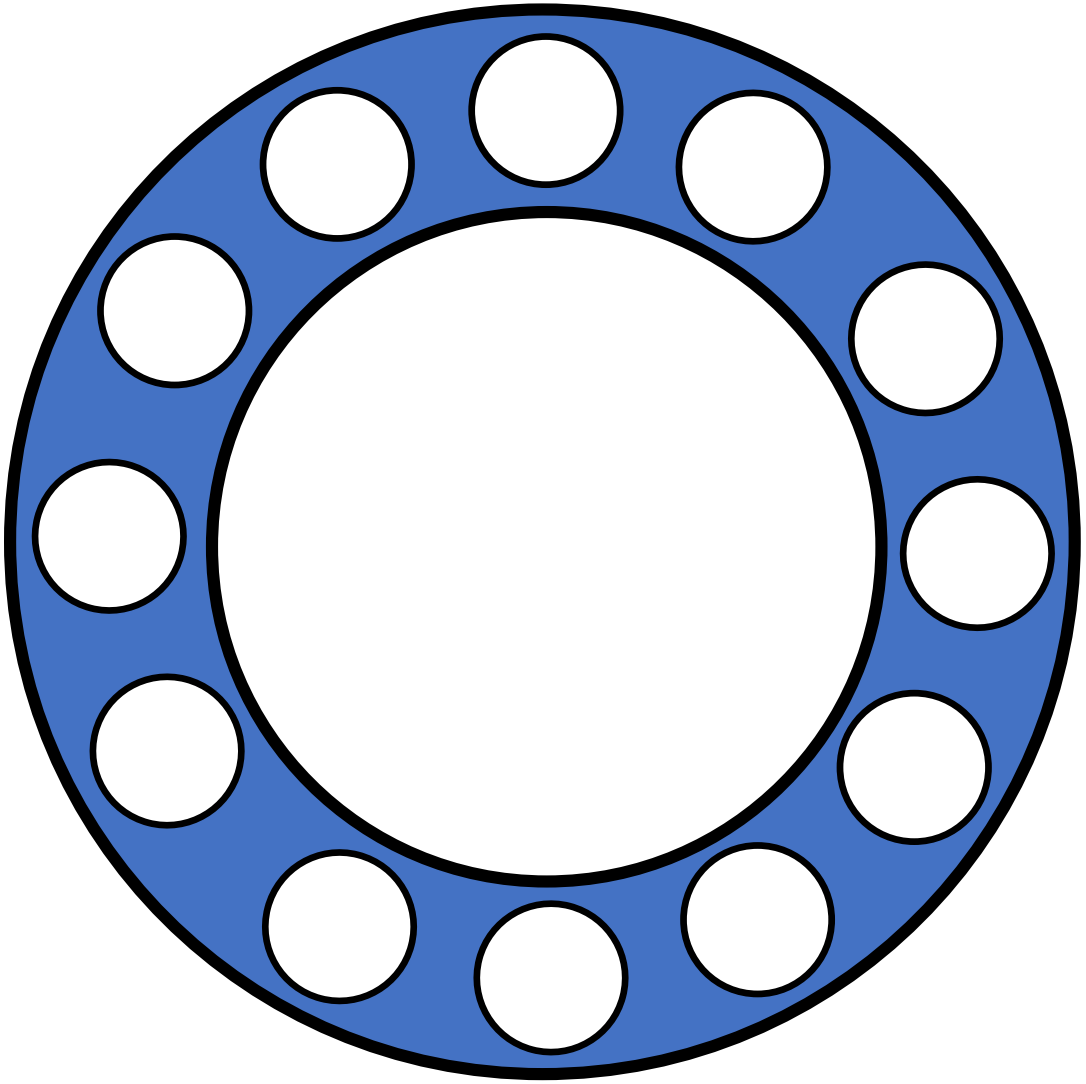

©thisreadingmama.com

Cover the shape using playdough, pom poms, buttons, other small manipulatives, or dot paint.

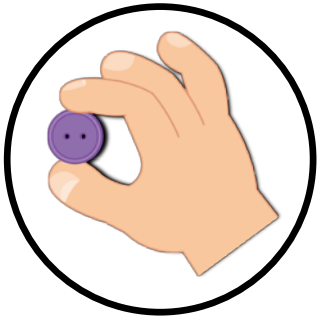





triangle

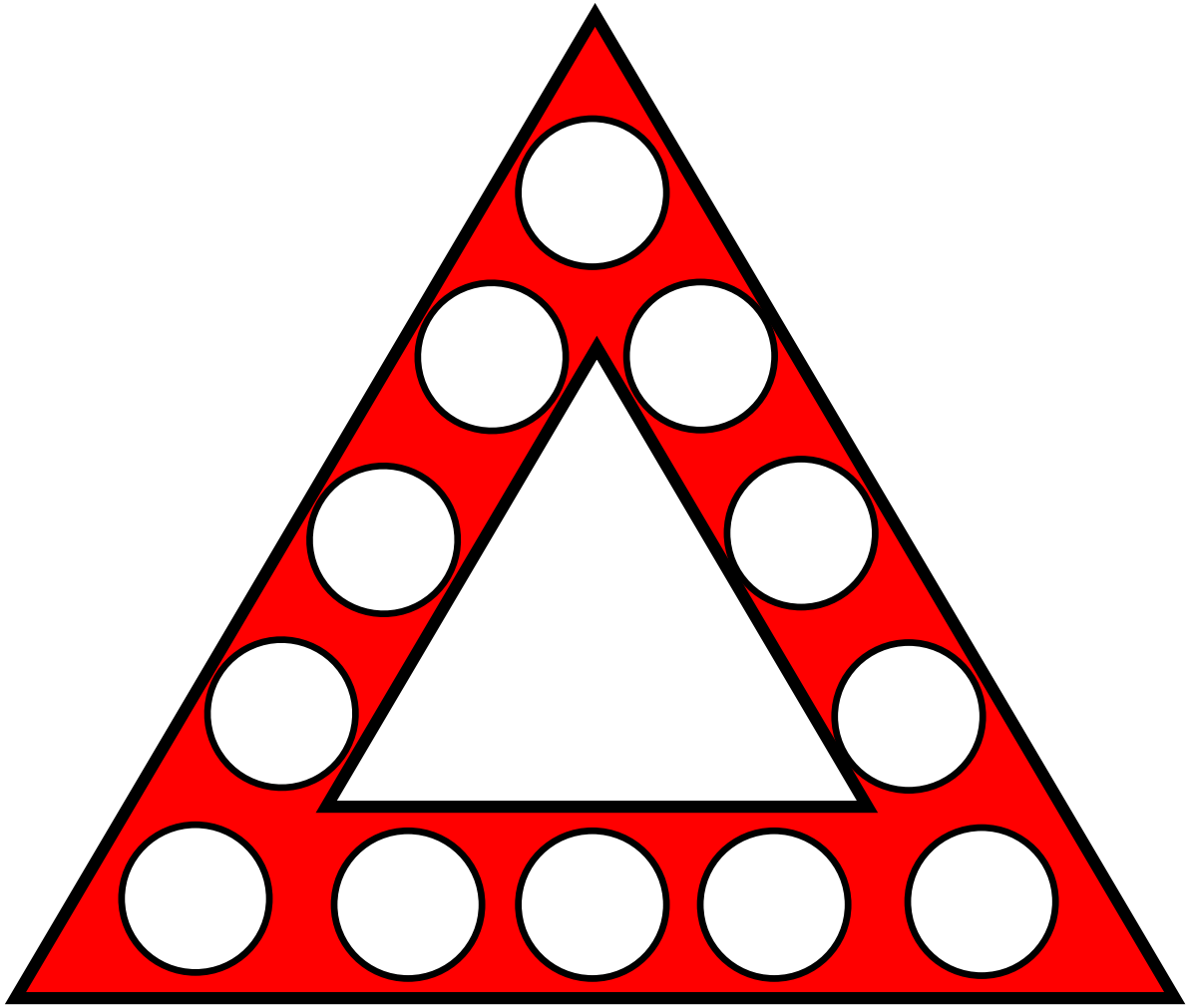

©thisreadingmama.com

Cover the shape using playdough, pom poms, buttons, other small manipulatives, or dot paint.

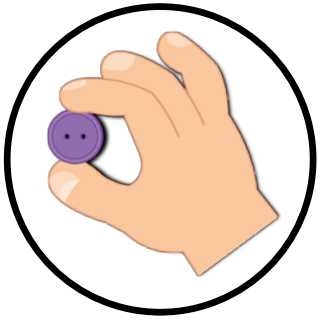



rectangle

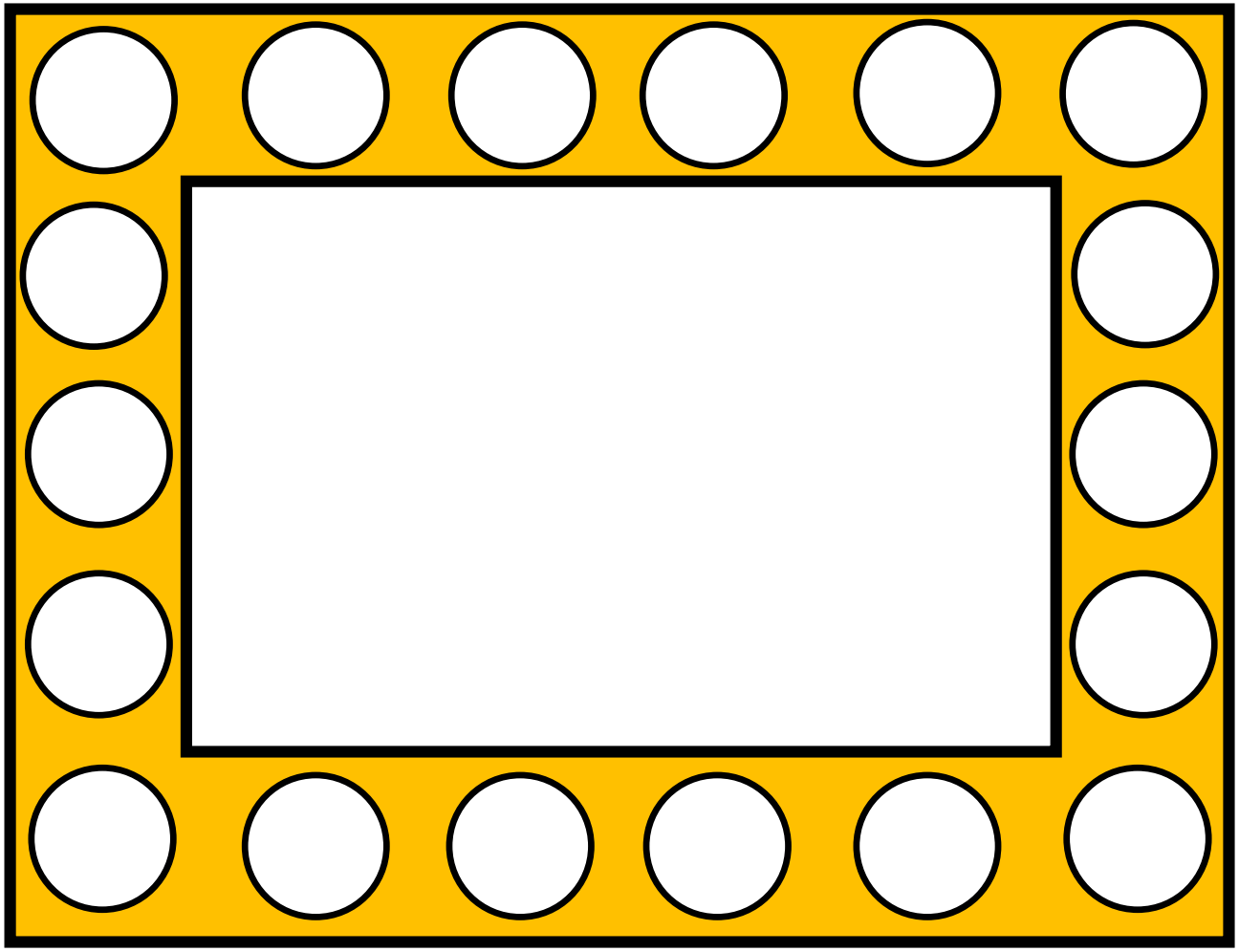

©thisreadingmama.com

Cover the shape using playdough, pom poms, buttons, other small manipulatives, or dot paint.

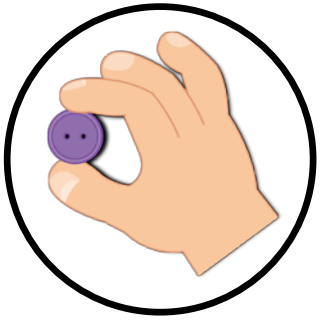





oval

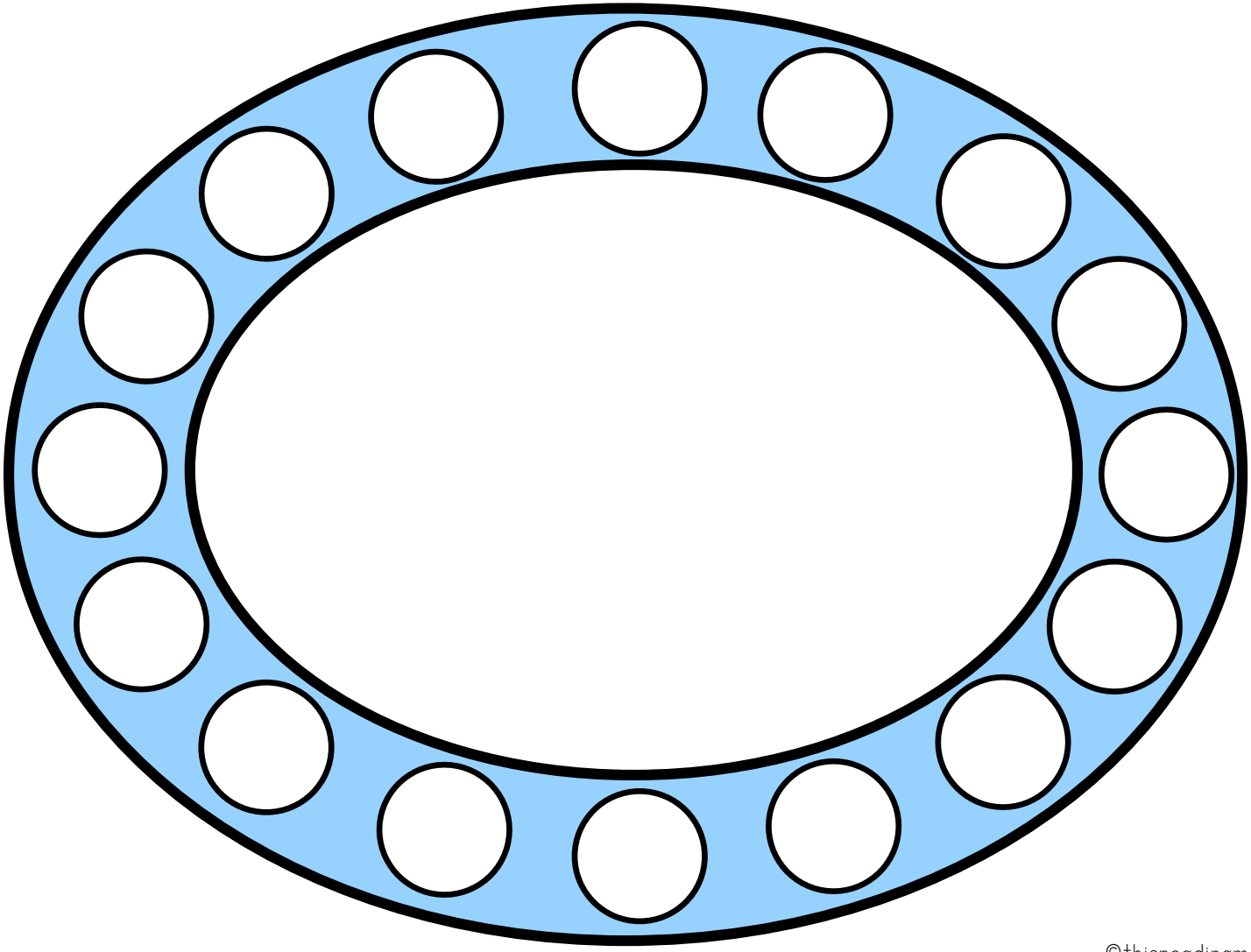

©thisreadingmama.com

Cover the shape using playdough, pom poms, buttons, other small manipulatives, or dot paint.

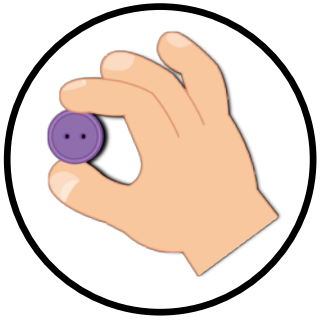





star

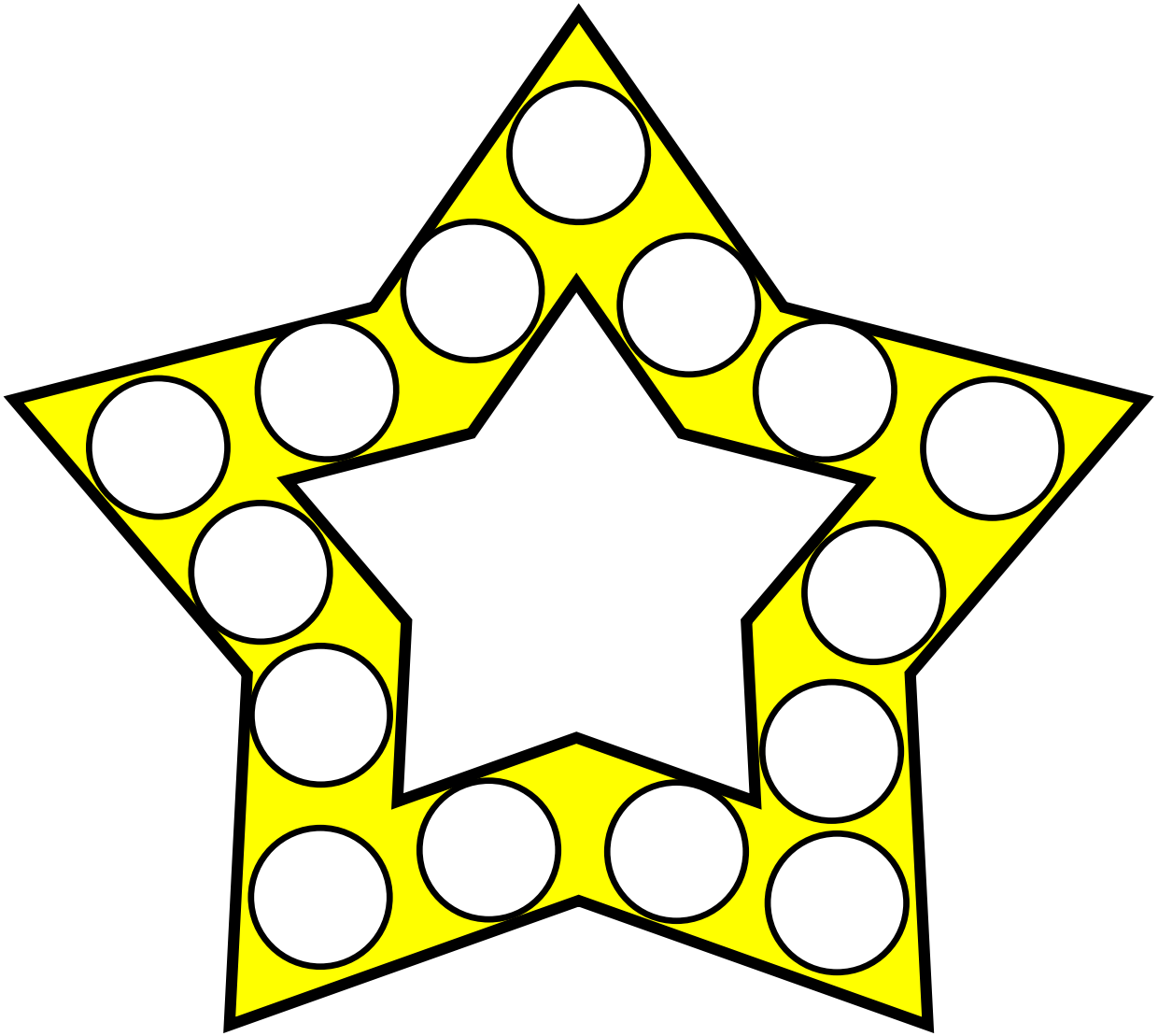

©thisreadingmama.com

Cover the shape using playdough, pom poms, buttons, other small manipulatives, or dot paint.

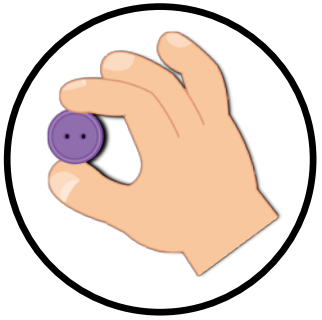





heart



©thisreadingmama.com

Cover the shape using playdough, pom poms, buttons, other small manipulatives, or dot paint.

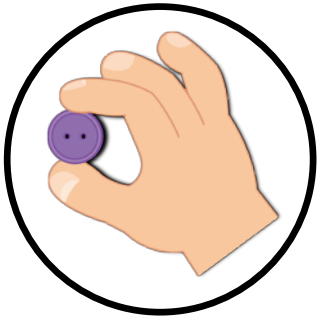



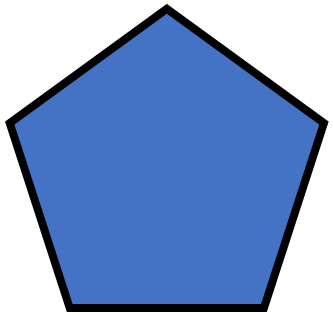

pentagon

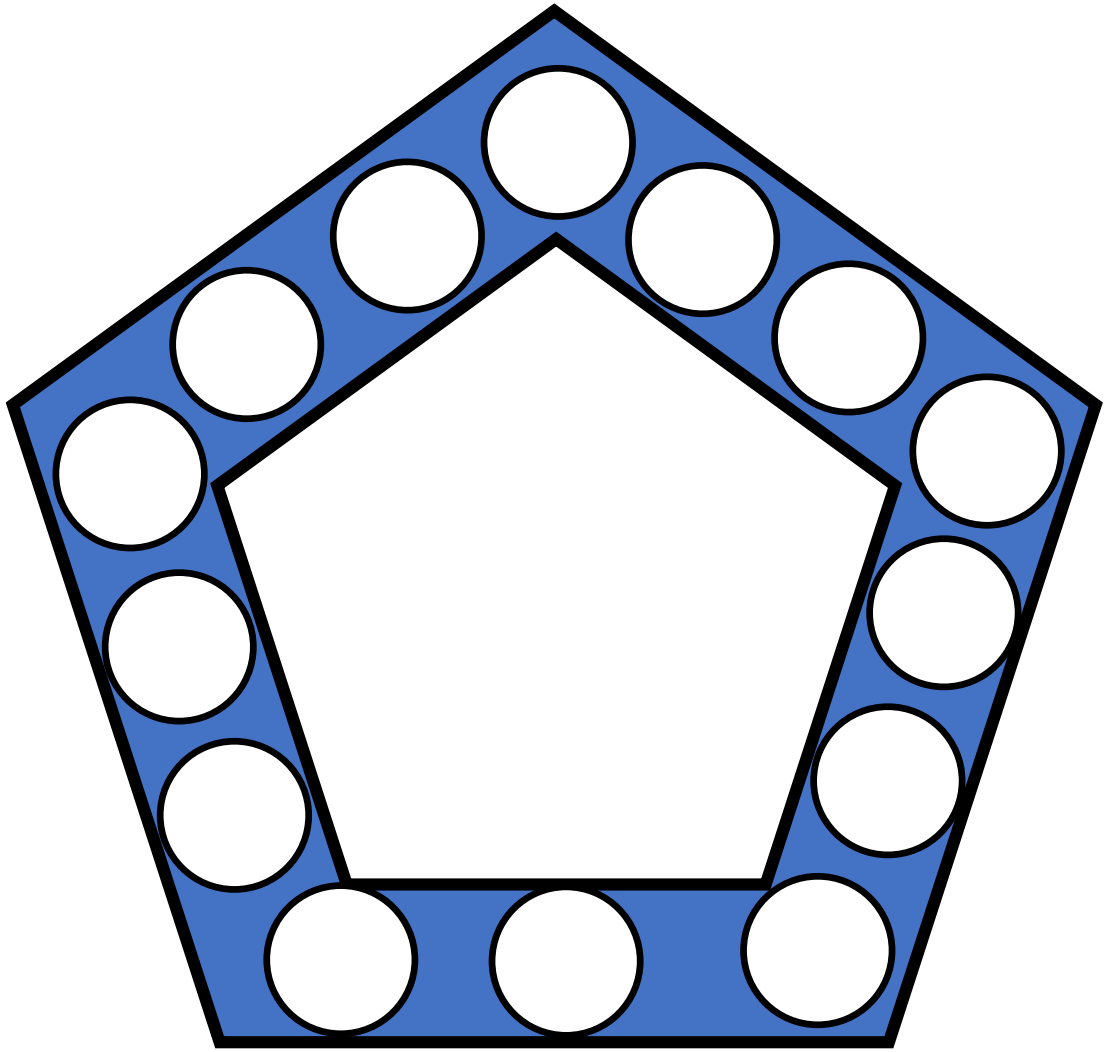

©thisreadingmama.com

Cover the shape using playdough, pom poms, buttons, other small manipulatives, or dot paint.

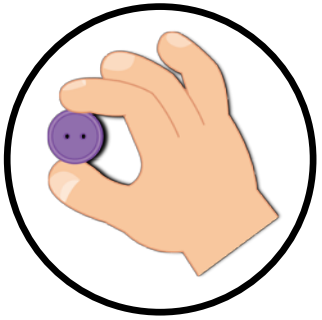



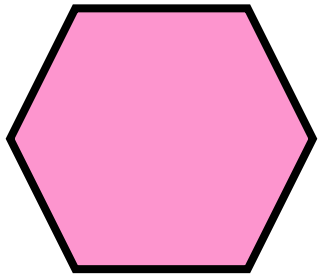

hexagon

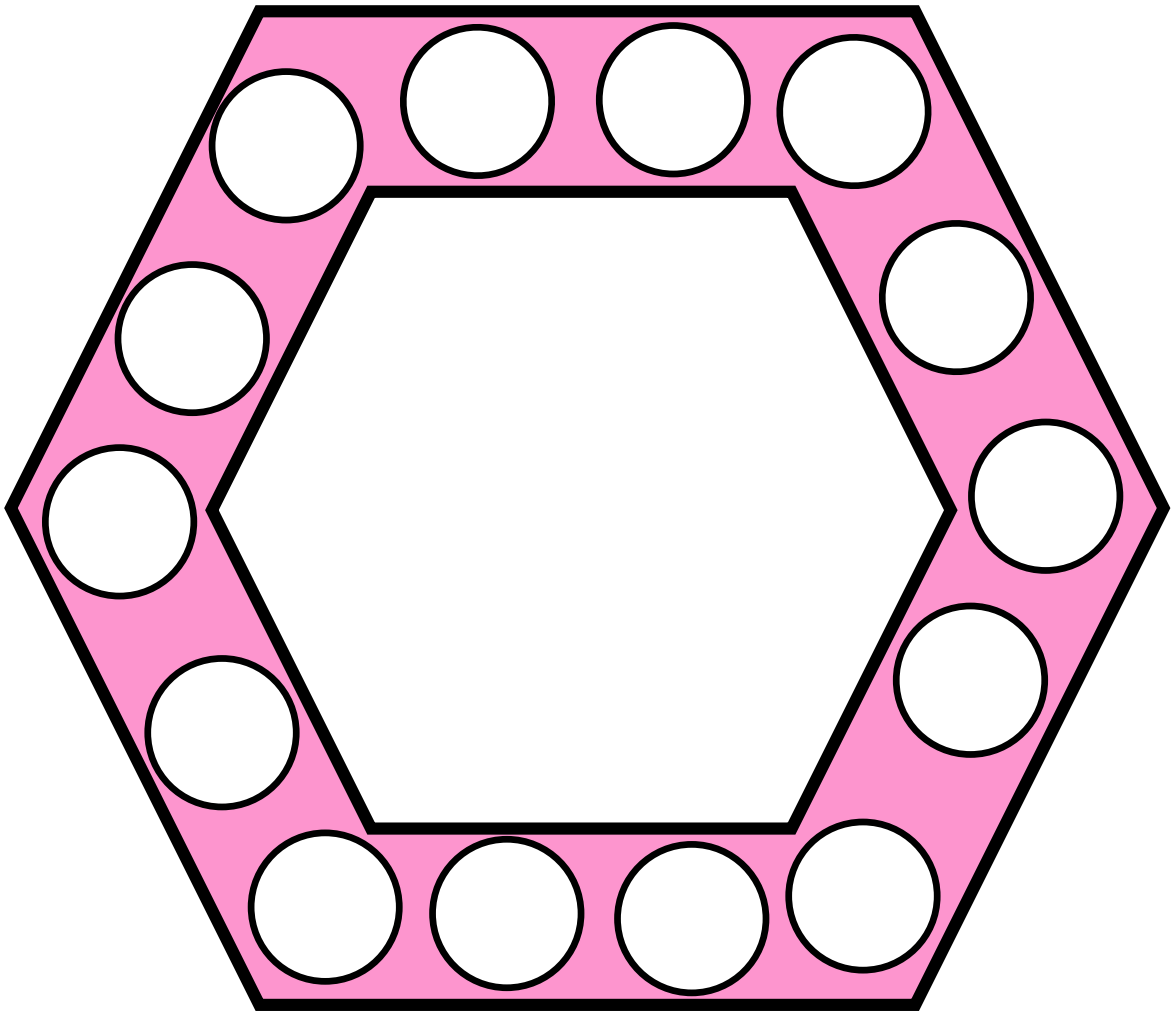

©thisreadingmama.com

Cover the shape using playdough, pom poms, buttons, other small manipulatives, or dot paint.

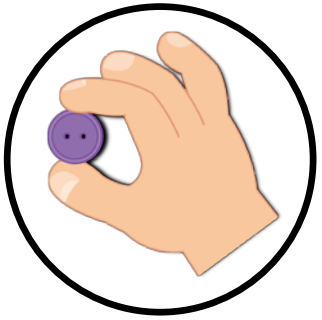





octagon

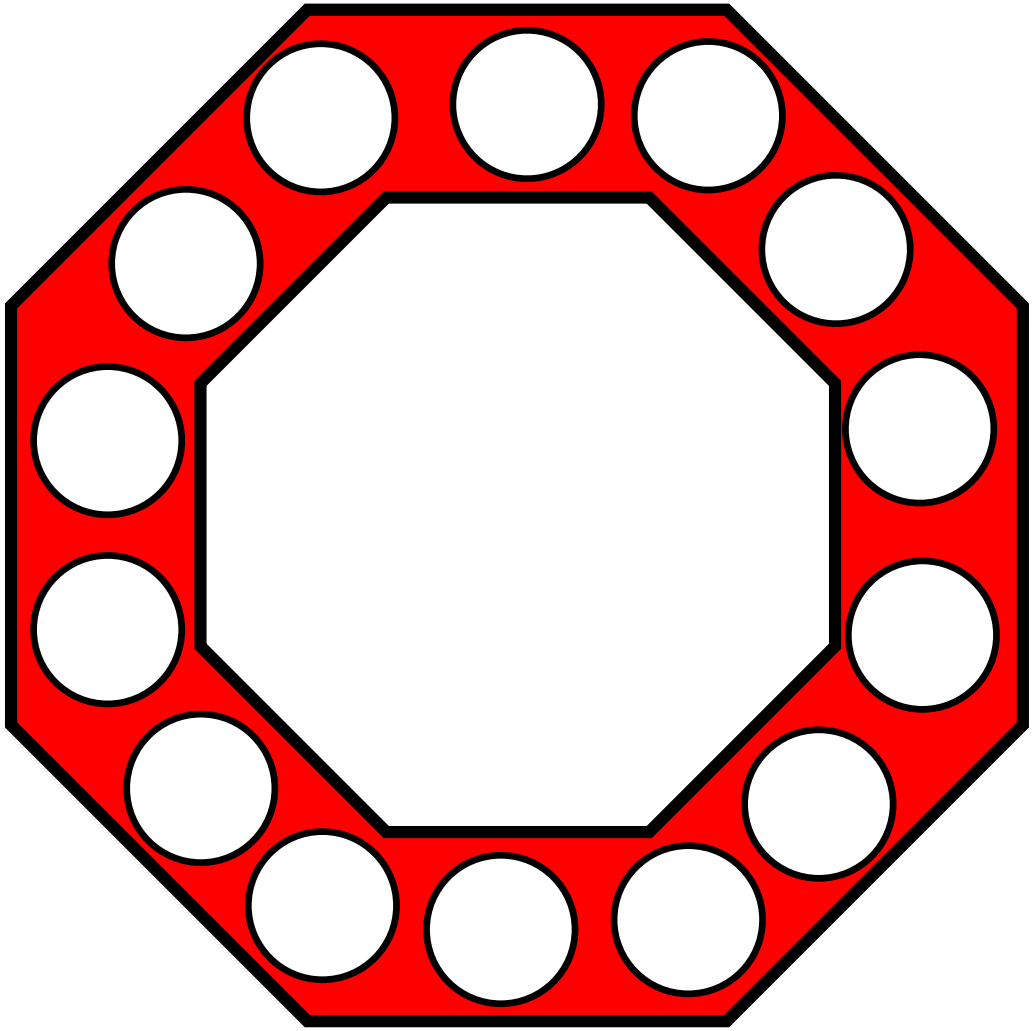

©thisreadingmama.com

Cover the shape using playdough, pom poms, buttons, other small manipulatives, or dot paint.

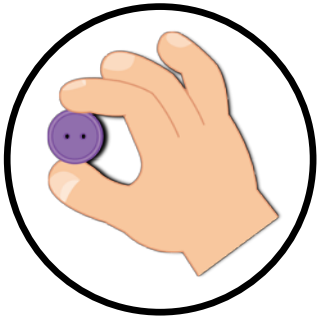



trapezoid

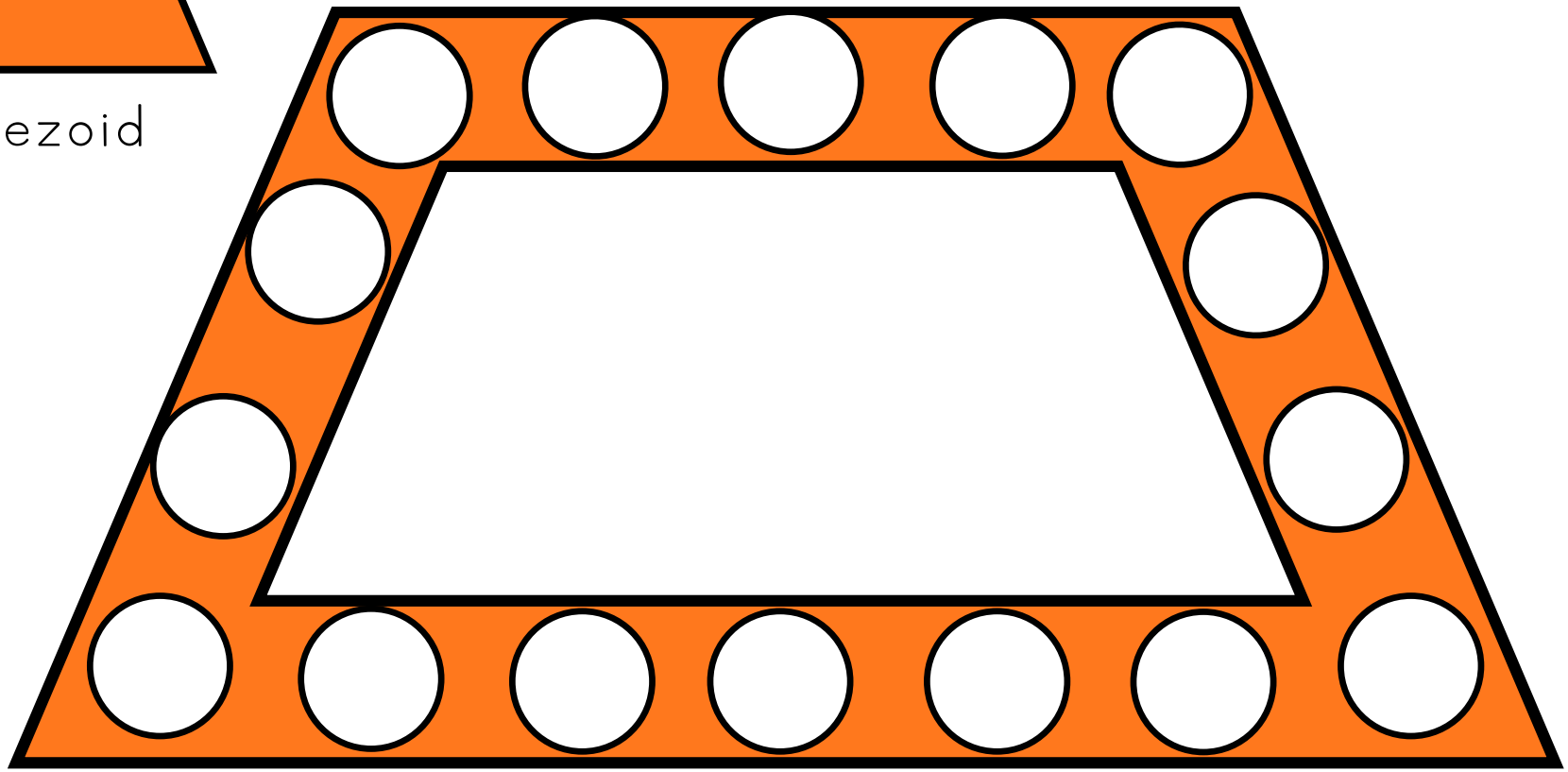

©thisreadingmama.com

Cover the shape using playdough, pom poms, buttons, other small manipulatives, or dot paint.

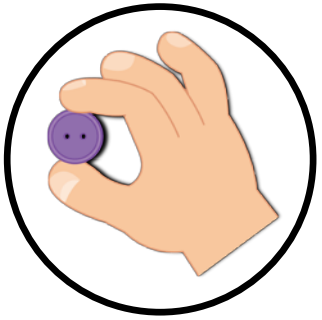





diamond

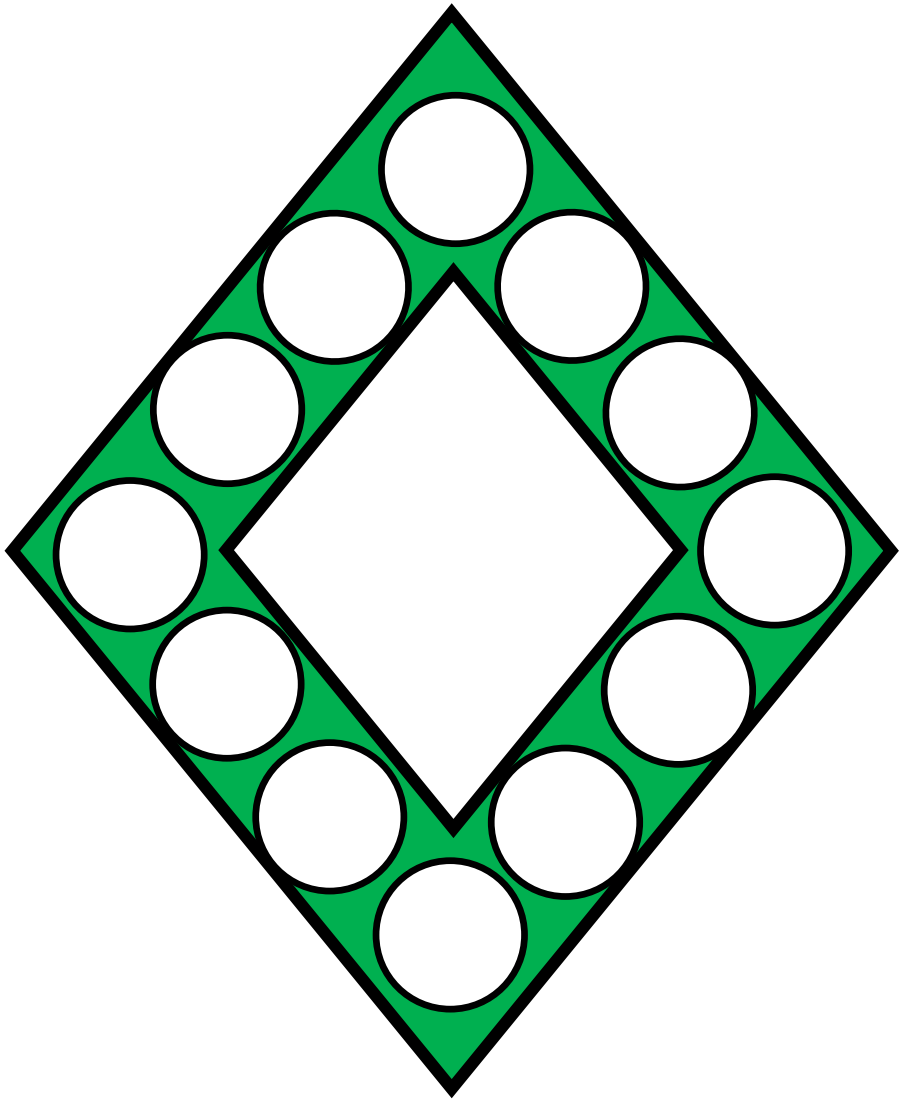

©thisreadingmama.com

Cover the shape using playdough, pom poms, buttons, other small manipulatives, or dot paint.

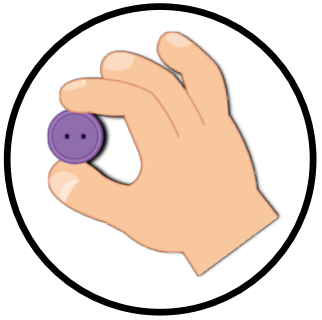





rhombus

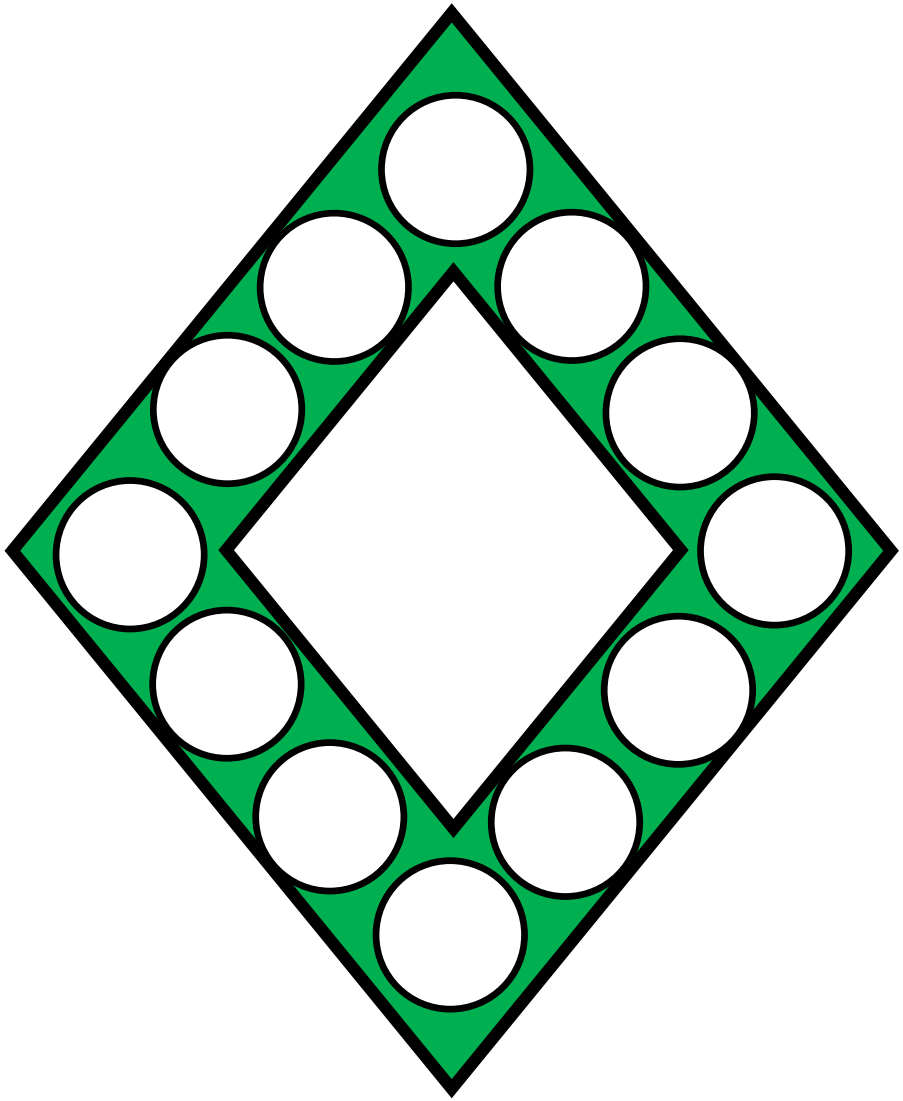

©thisreadingmama.com

Cover the shape using playdough, pom poms, buttons, other small manipulatives, or dot paint.

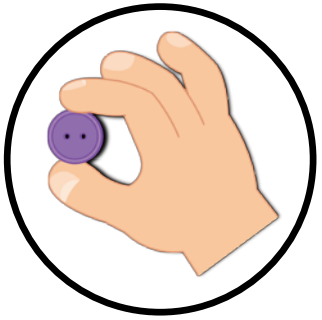



fine motor
NUMBER MATS

©thisreadingmama.com

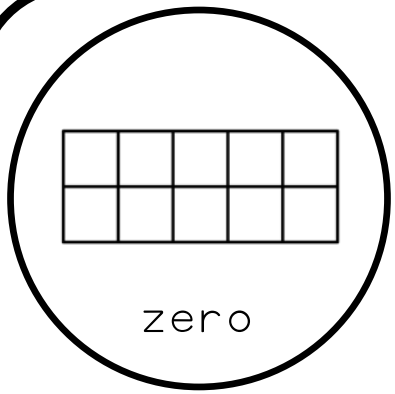

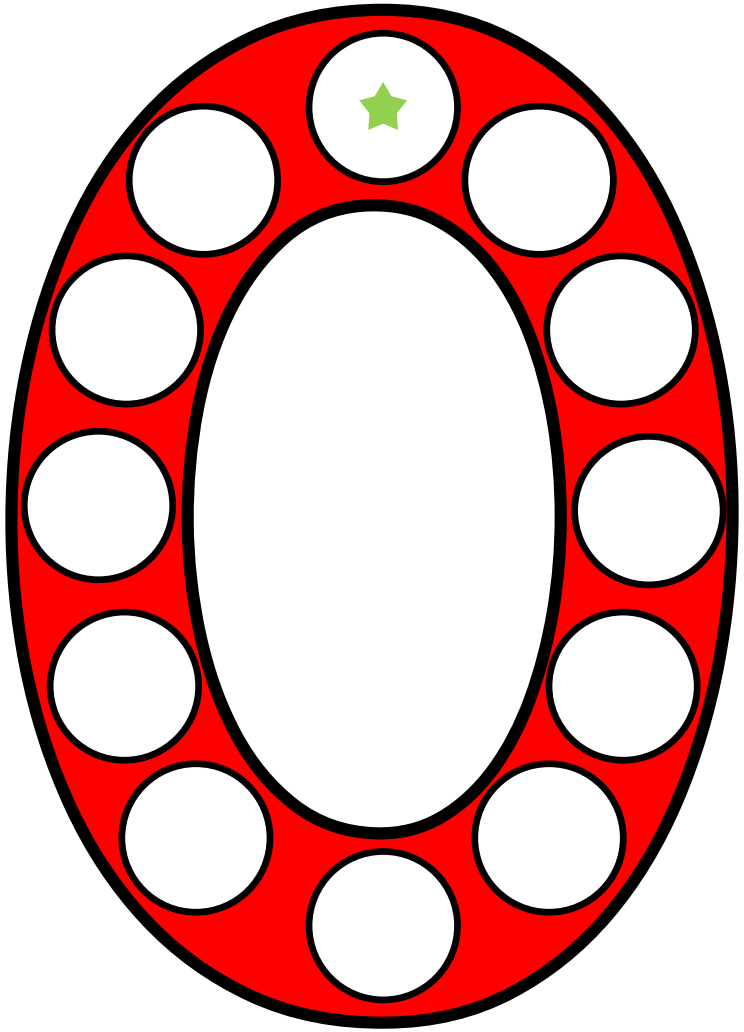

©thisreadingmama.com

Cover the number using playdough, pom poms, buttons, other small manipulatives, or dot paint.

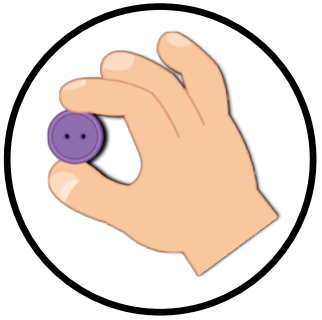



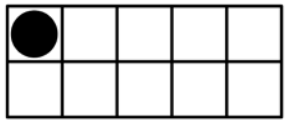

one

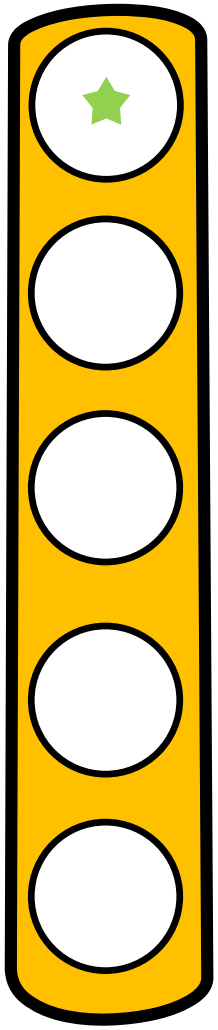

©thisreadingmama.com

Cover the number using playdough, pom poms, buttons, other small manipulatives, or dot paint.

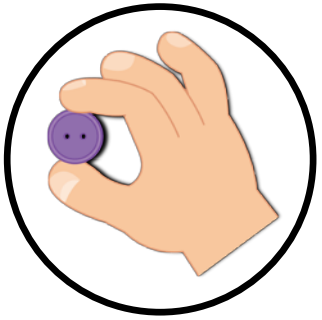



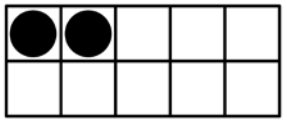

two

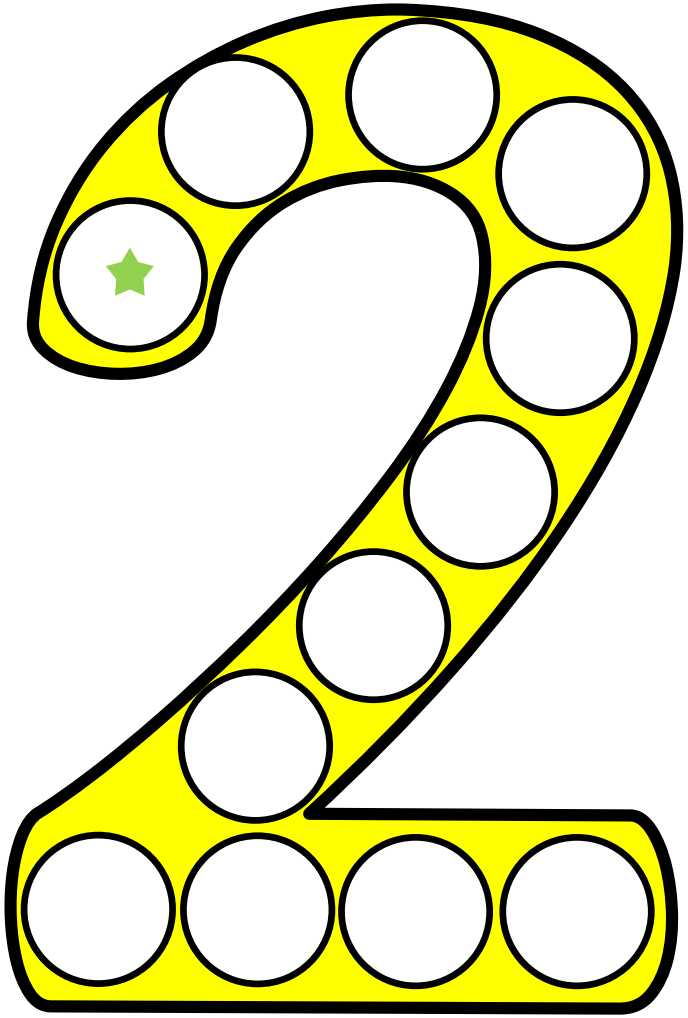

©thisreadingmama.com

Cover the number using playdough, pom poms, buttons, other small manipulatives, or dot paint.

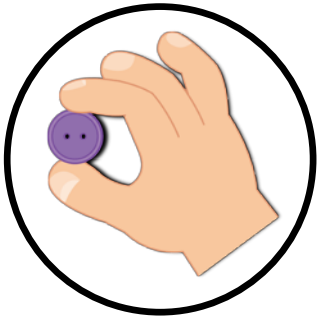



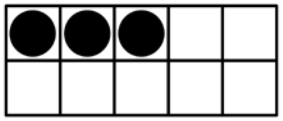

three



©thisreadingmama.com

Cover the number using playdough, pom poms, buttons, other small manipulatives, or dot paint.

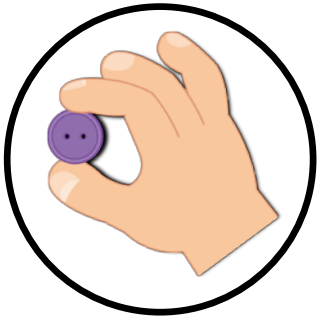



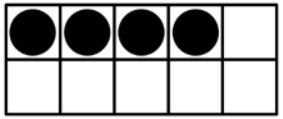

four

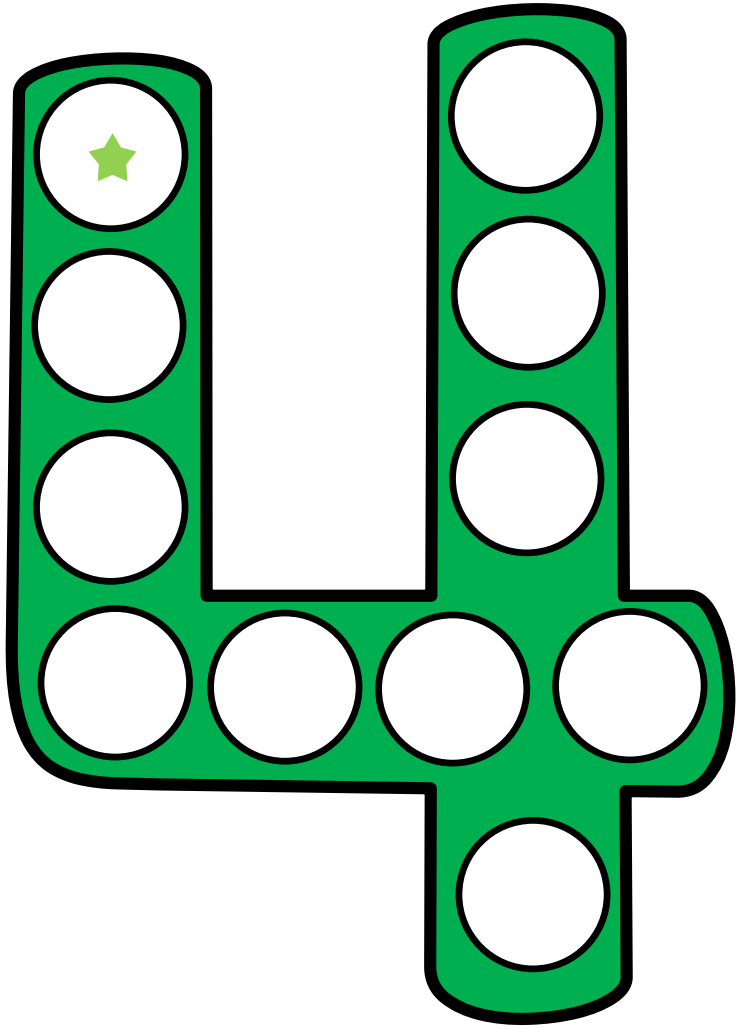

©thisreadingmama.com

Cover the number using playdough, pom poms, buttons, other small manipulatives, or dot paint.

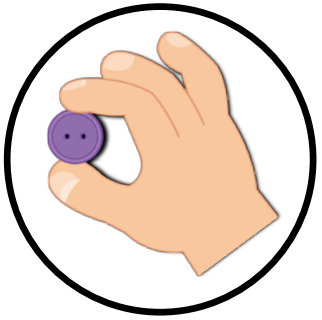



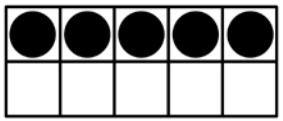

five

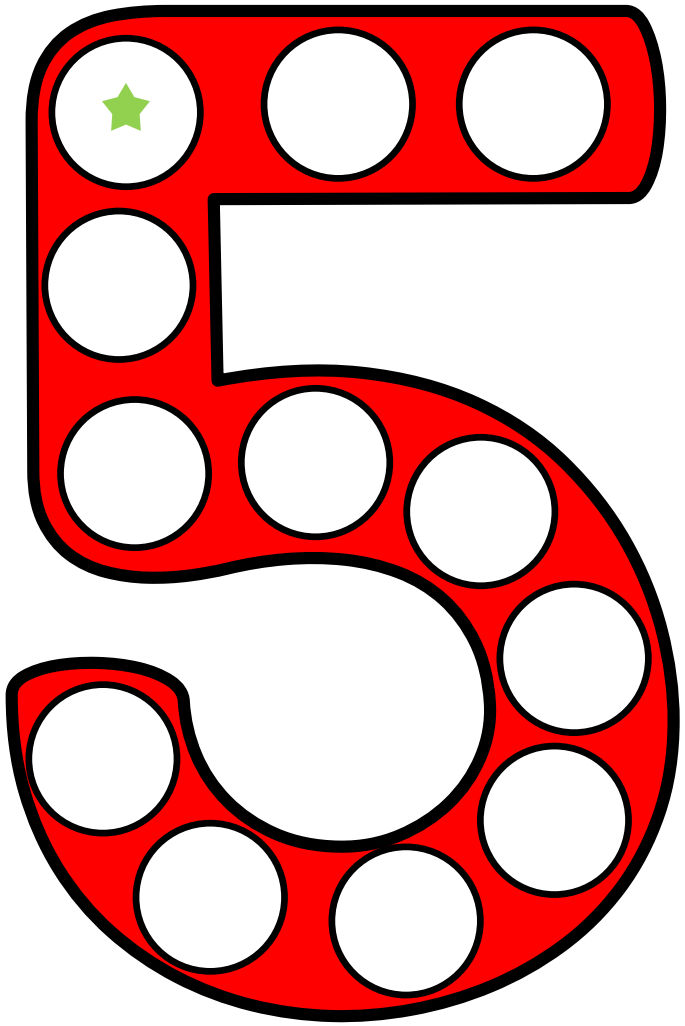

©thisreadingmama.com

Cover the number using playdough, pom poms, buttons, other small manipulatives, or dot paint.

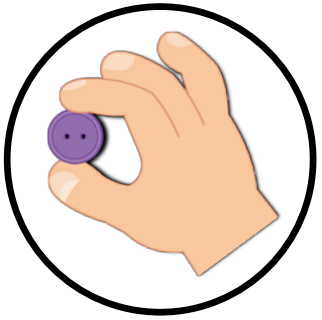



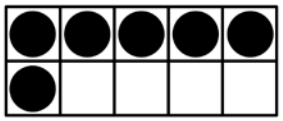

six



©thisreadingmama.com

Cover the number using playdough, pom poms, buttons, other small manipulatives, or dot paint.

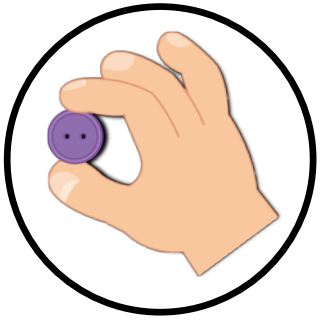



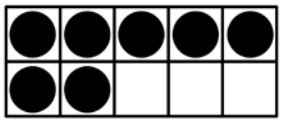

seven



©thisreadingmama.com

Cover the number using playdough, pom poms, buttons, other small manipulatives, or dot paint.

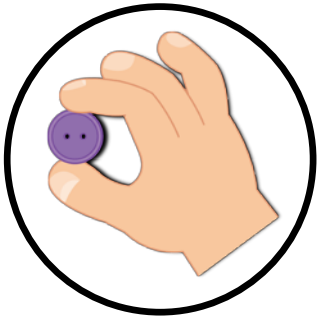



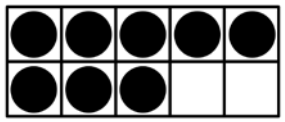

eight

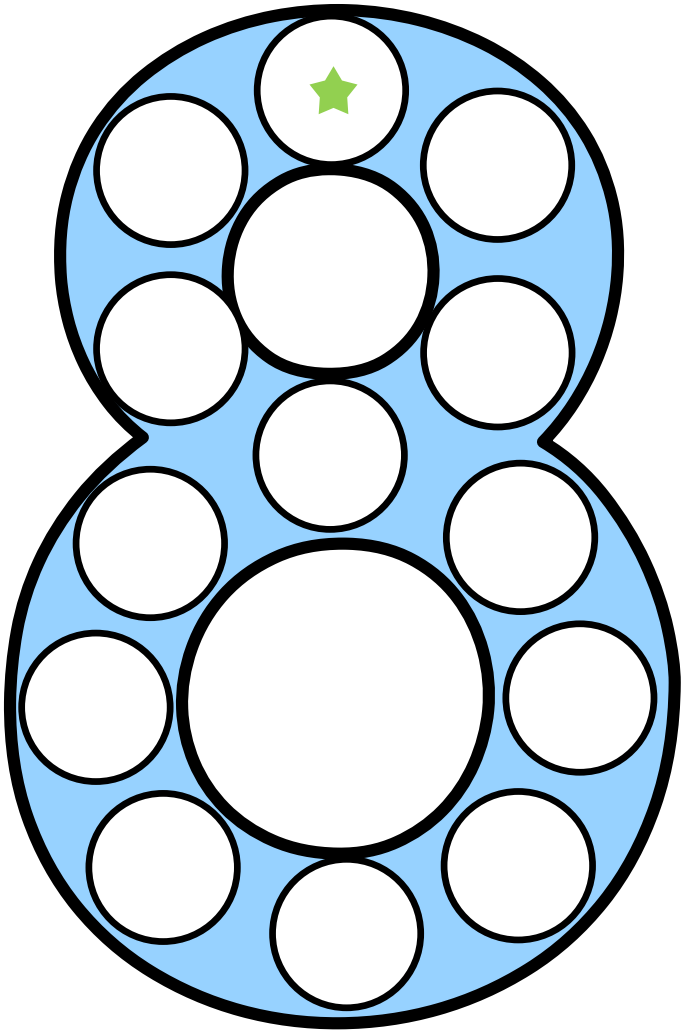

©thisreadingmama.com

Cover the number using playdough, pom poms, buttons, other small manipulatives, or dot paint.

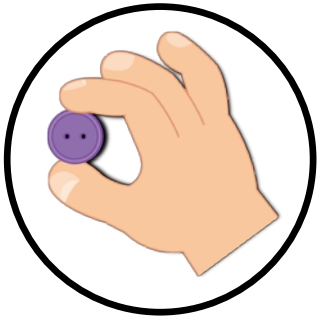





nine



©thisreadingmama.com

Cover the number using playdough, pom poms, buttons, other small manipulatives, or dot paint.

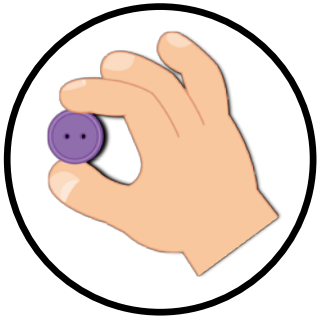





ten



©thisreadingmama.com

Cover the number using playdough, pom poms, buttons, other small manipulatives, or dot paint.

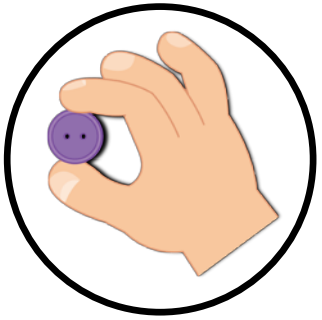



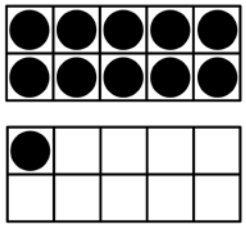

eleven



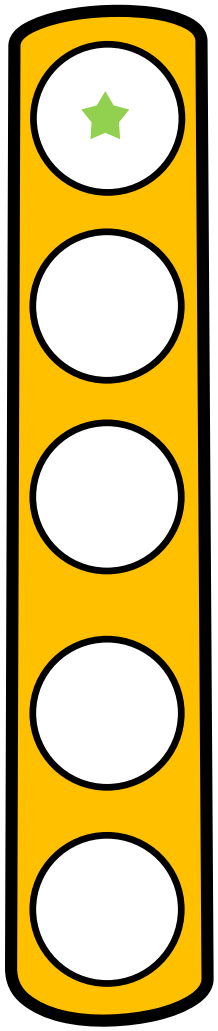

©thisreadingmama.com

Cover the number using playdough, pom poms, buttons, other small manipulatives, or dot paint.

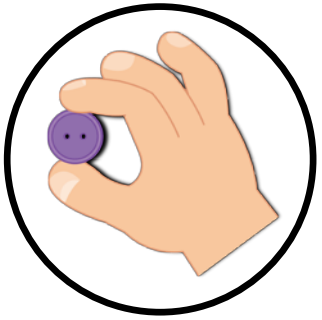



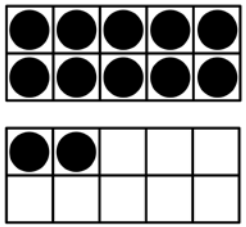

twelve

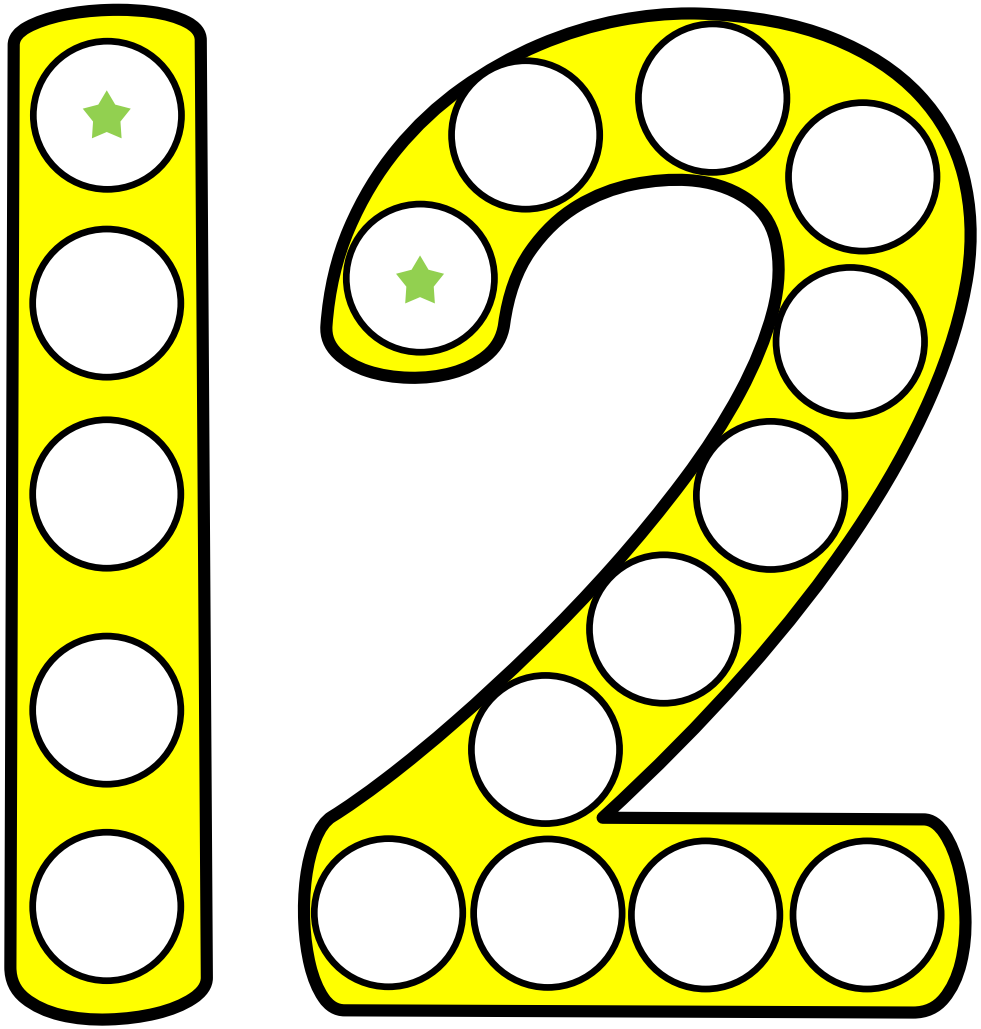

©thisreadingmama.com

Cover the number using playdough, pom poms, buttons, other small manipulatives, or dot paint.

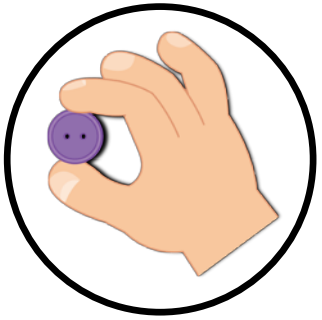



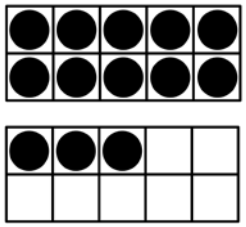

thirteen



©thisreadingmama.com

Cover the number using playdough, pom poms, buttons, other small manipulatives, or dot paint.

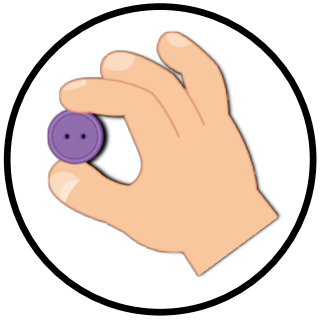



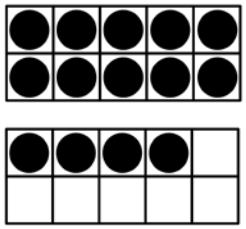

fourteen

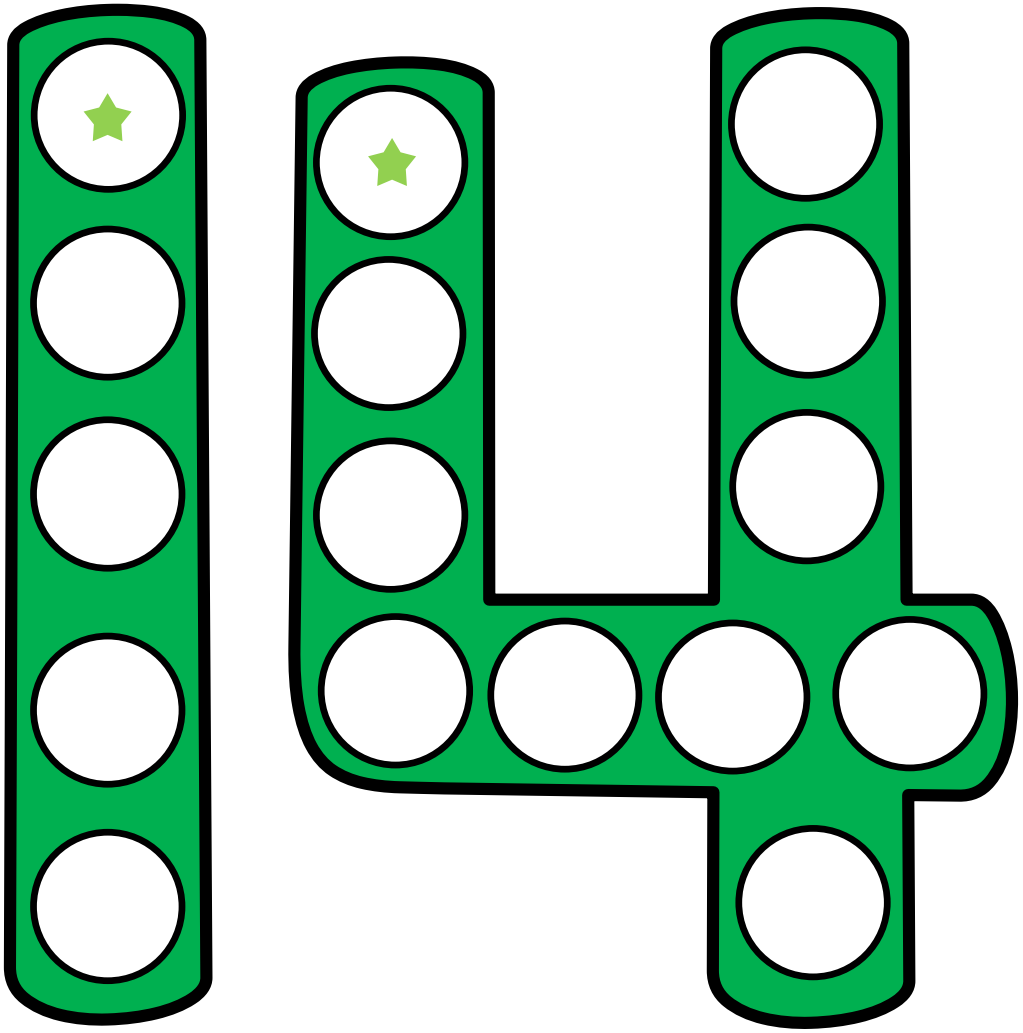

©thisreadingmama.com

Cover the number using playdough, pom poms, buttons, other small manipulatives, or dot paint.

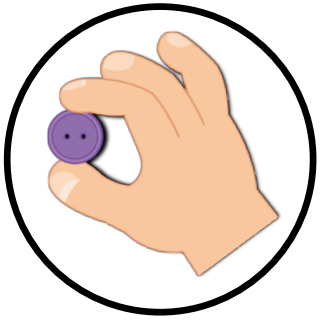



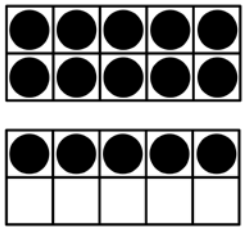

fifteen

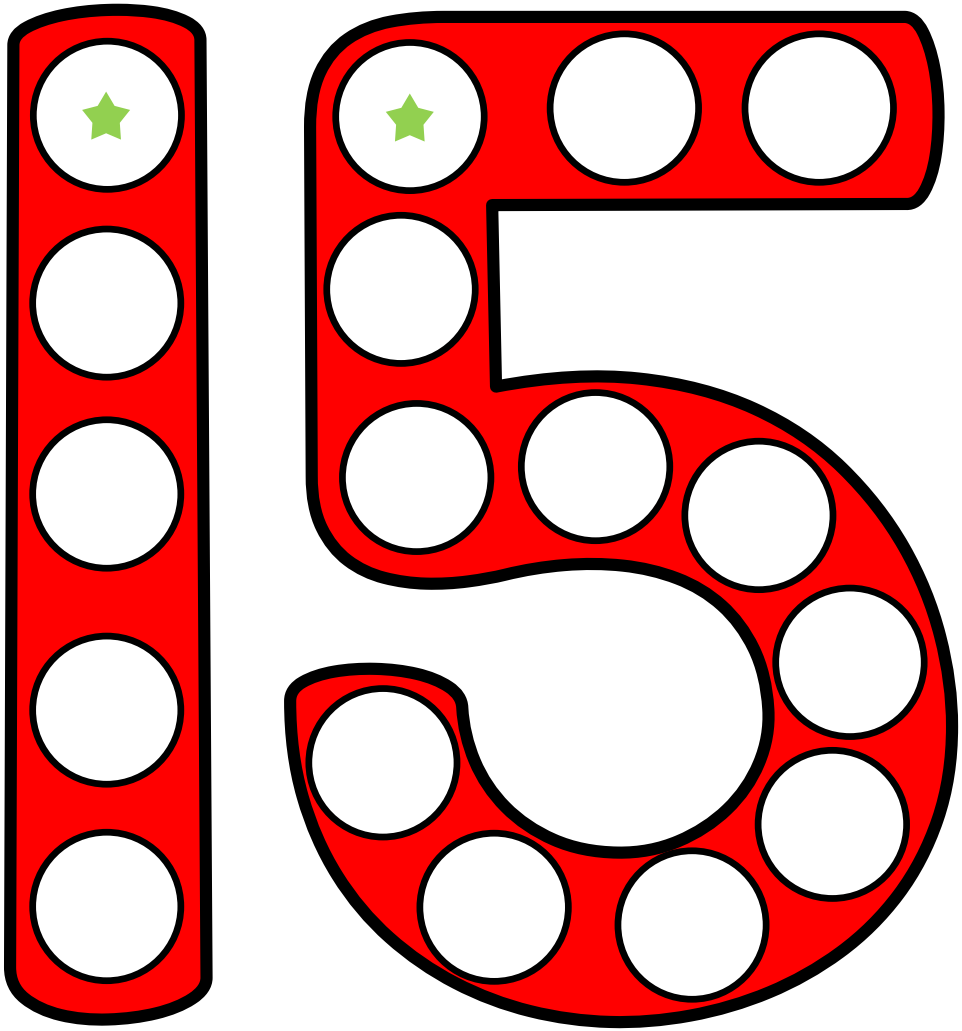

©thisreadingmama.com

Cover the number using playdough, pom poms, buttons, other small manipulatives, or dot paint.

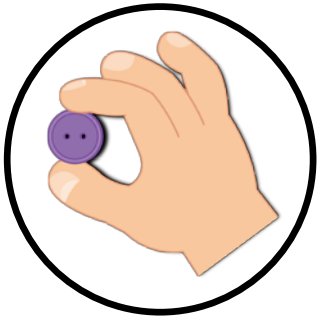



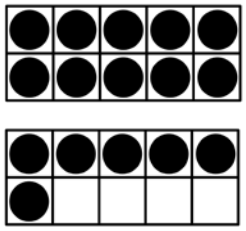

sixteen



©thisreadingmama.com

Cover the number using playdough, pom poms, buttons, other small manipulatives, or dot paint.

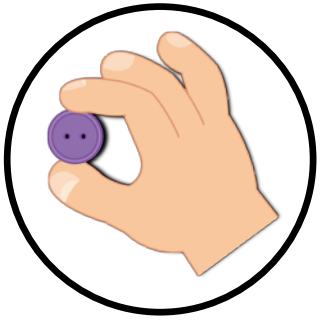



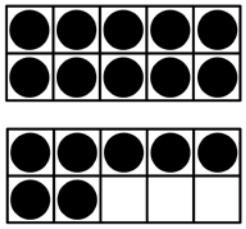

seventeen

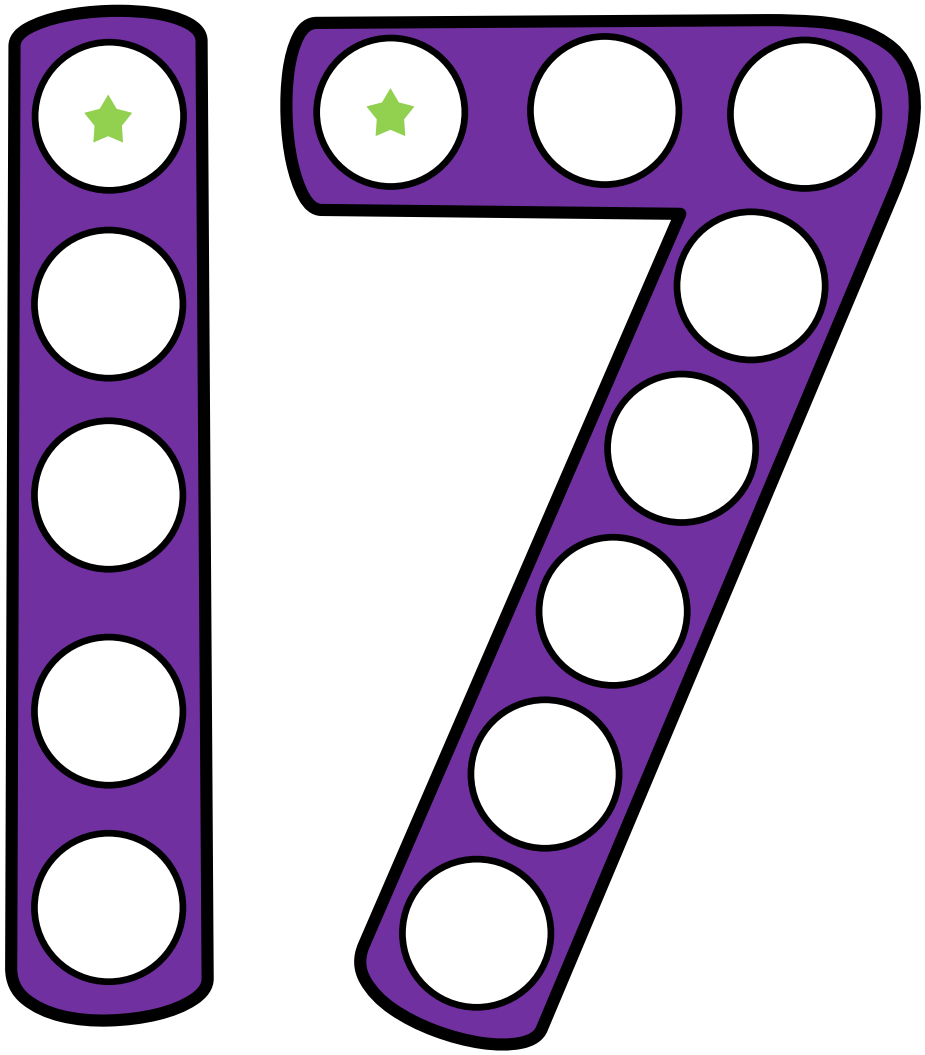

©thisreadingmama.com

Cover the number using playdough, pom poms, buttons, other small manipulatives, or dot paint.

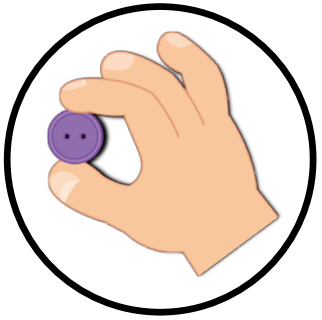



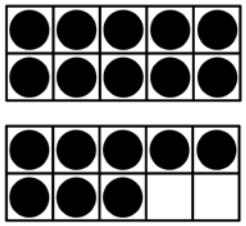

eighteen

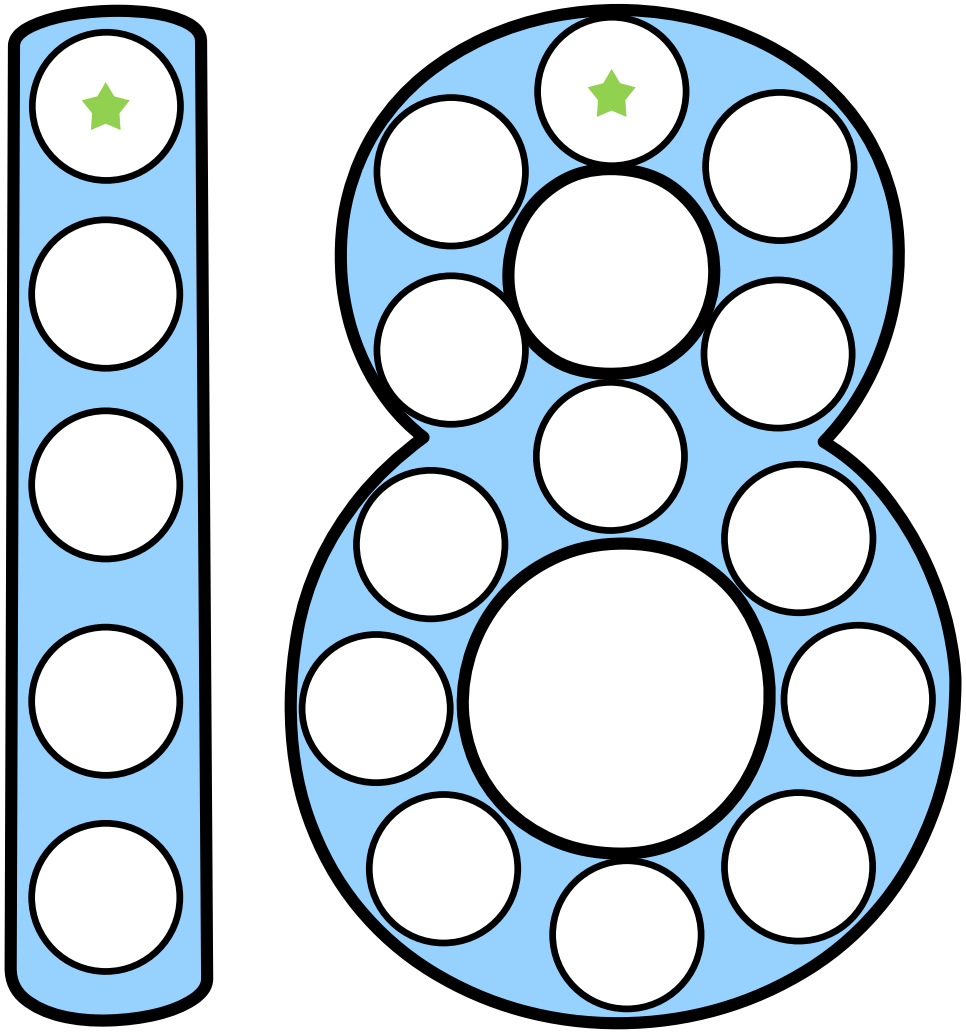

©thisreadingmama.com

Cover the number using playdough, pom poms, buttons, other small manipulatives, or dot paint.

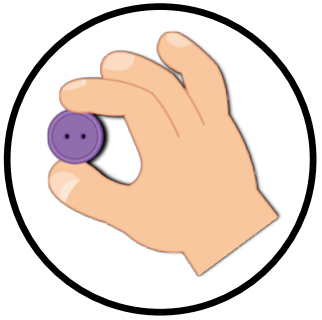



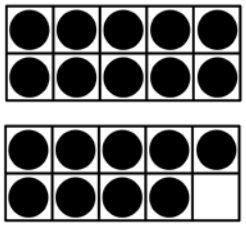

nineteen

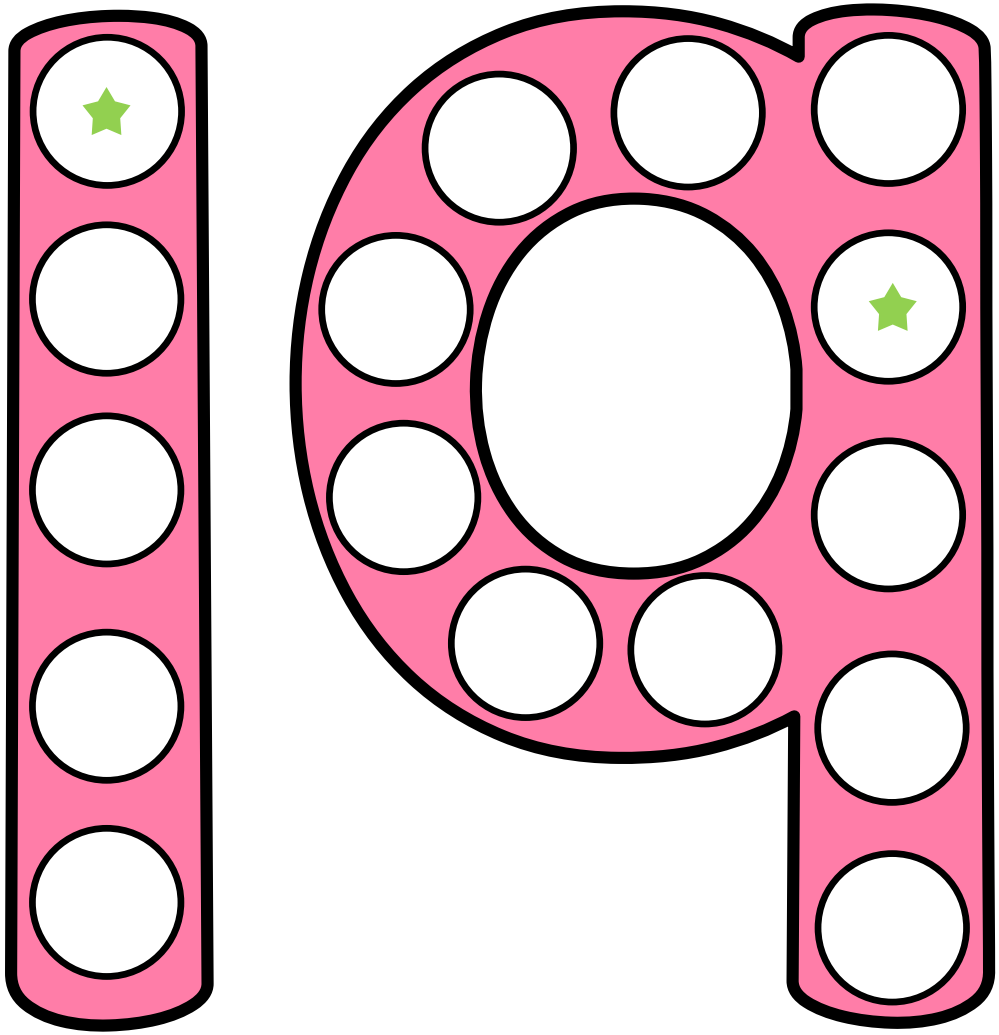

©thisreadingmama.com

Cover the number using playdough, pom poms, buttons, other small manipulatives, or dot paint.

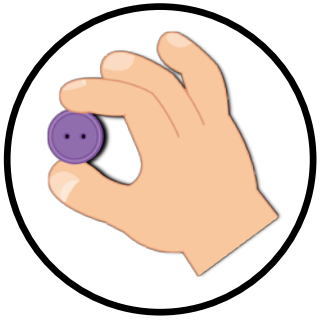





twenty



©thisreadingmama.com

Cover the number using playdough, pom poms, buttons, other small manipulatives, or dot paint.

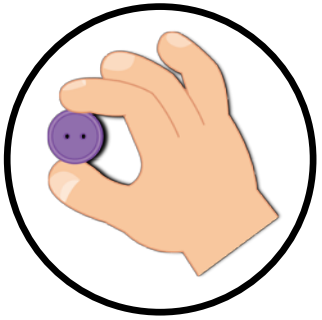





twenty-one

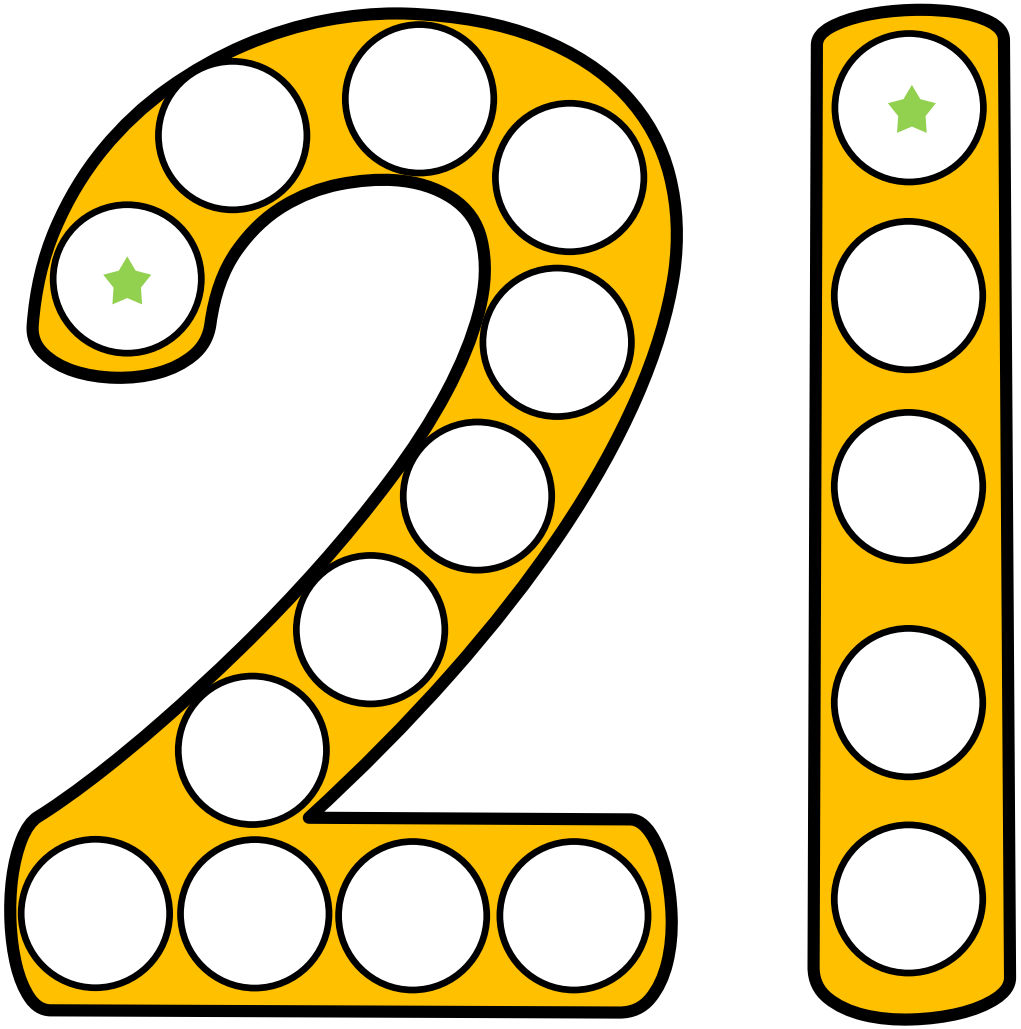

©thisreadingmama.com

Cover the number using playdough, pom poms, buttons, other small manipulatives, or dot paint.

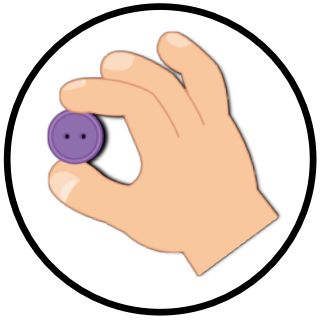





twenty-two

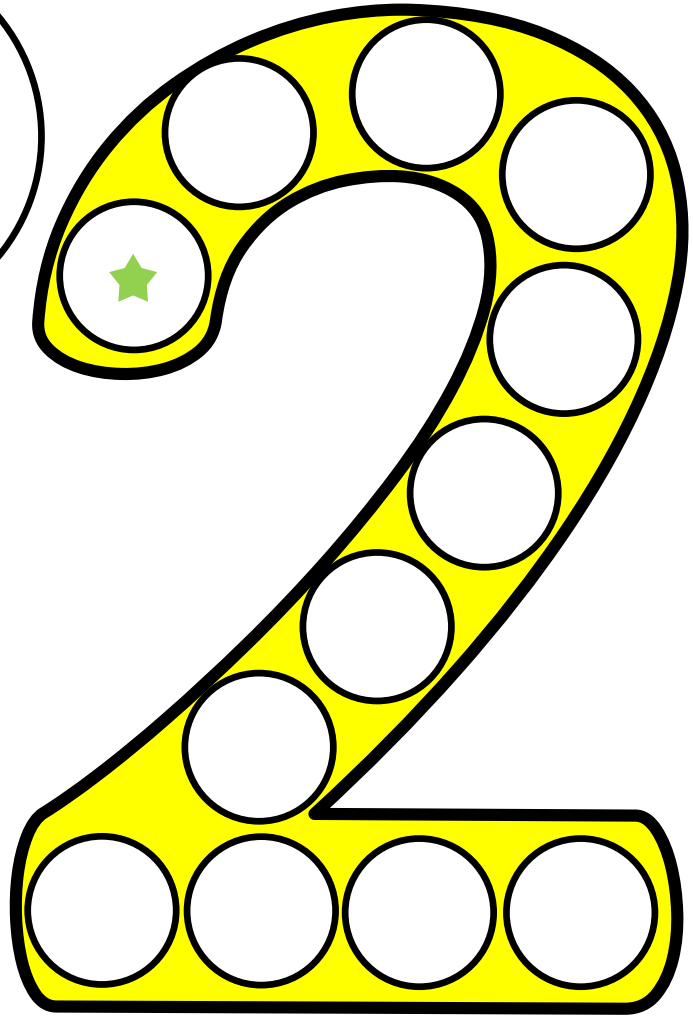

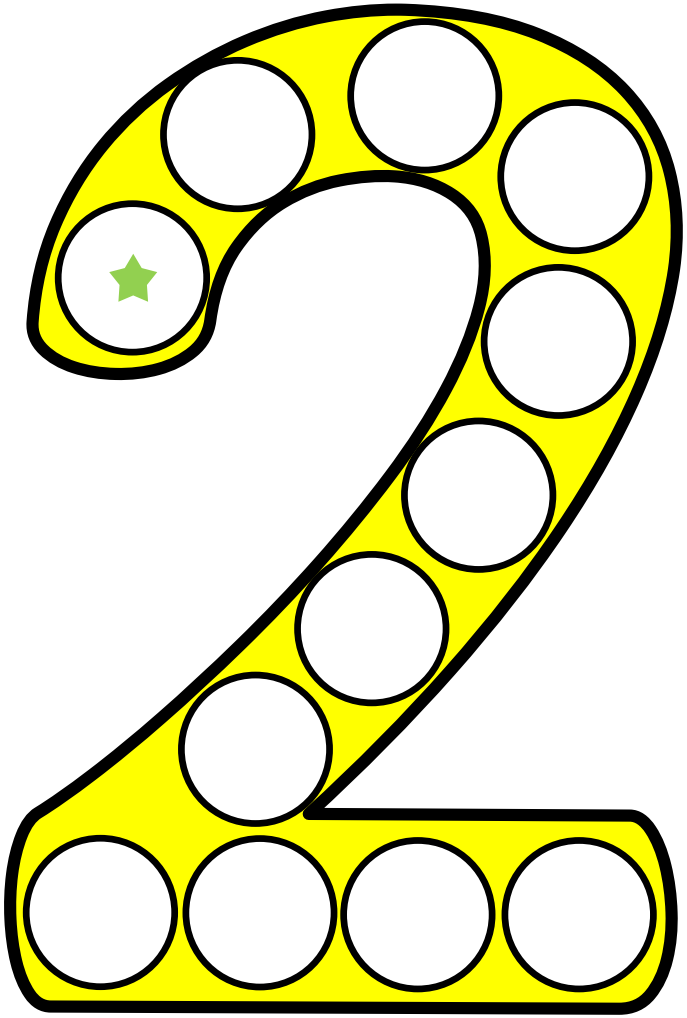

©thisreadingmama.com

Cover the number using playdough, pom poms, buttons, other small manipulatives, or dot paint.

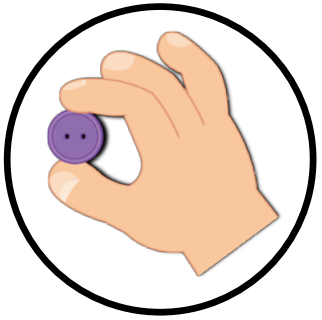





twenty-three



©thisreadingmama.com

Cover the number using playdough, pom poms, buttons, other small manipulatives, or dot paint.

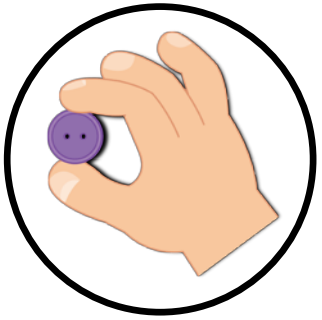





twenty-four

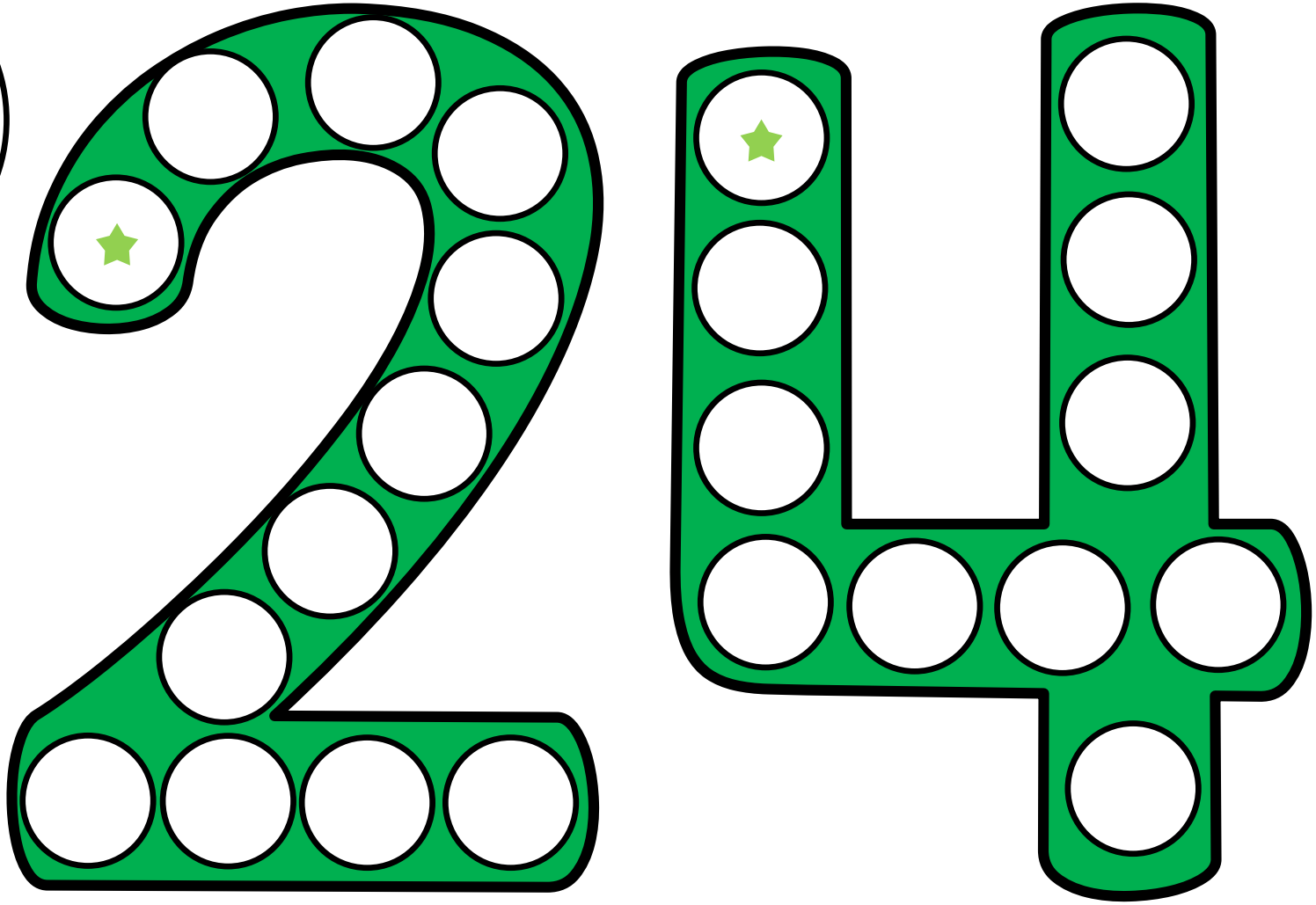

©thisreadingmama.com

Cover the number using playdough, pom poms, buttons, other small manipulatives, or dot paint.

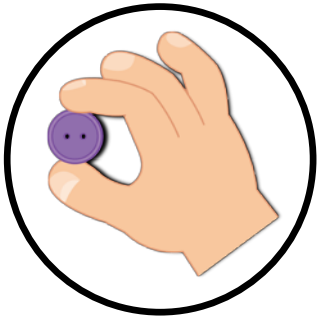





twenty-five

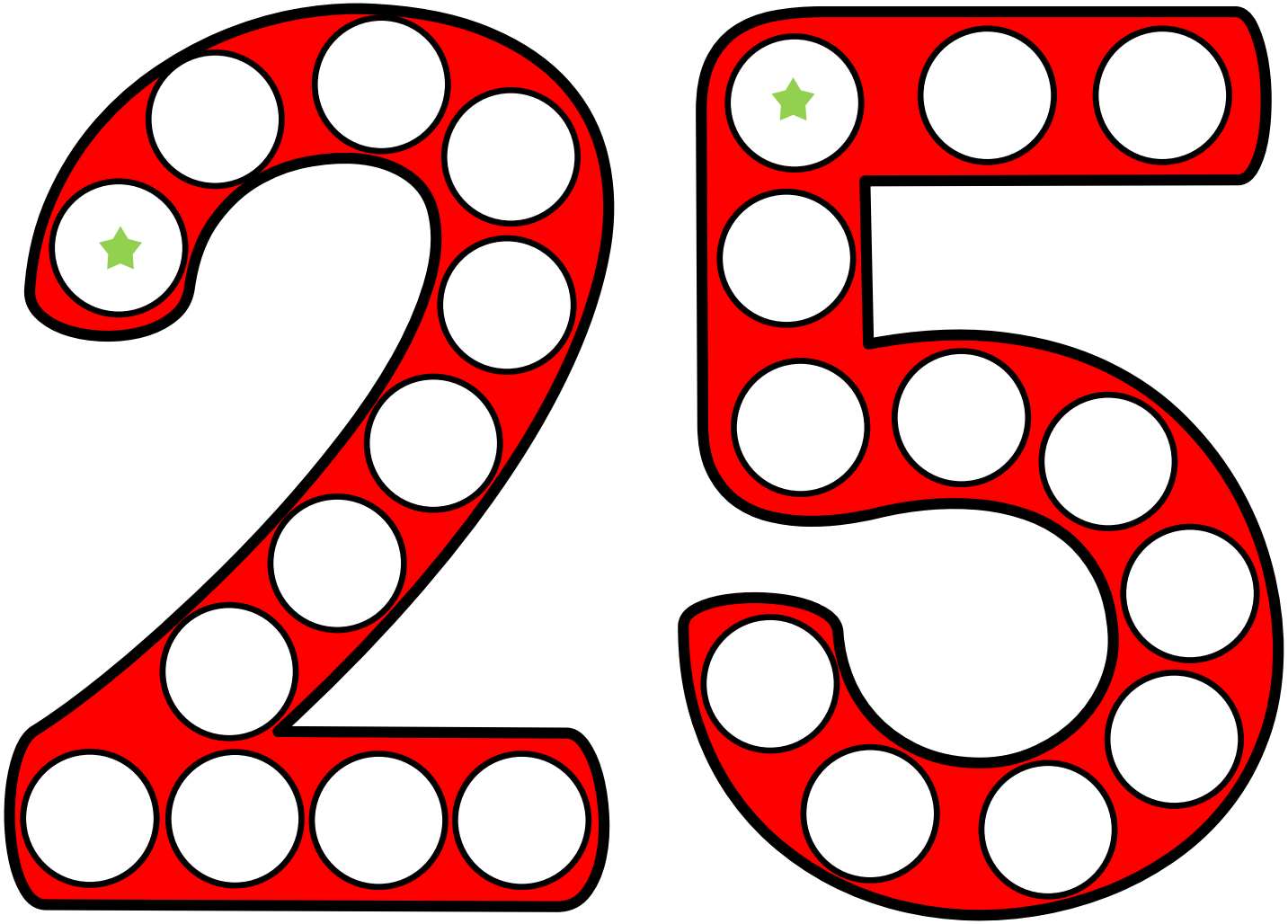

©thisreadingmama.com

Cover the number using playdough, pom poms, buttons, other small manipulatives, or dot paint.

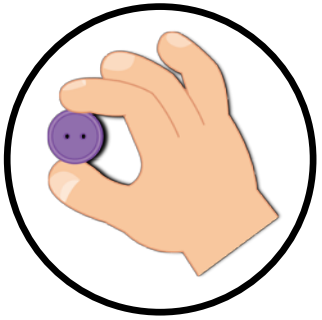





twenty-six





©thisreadingmama.com

Cover the number using playdough, pom poms, buttons, other small manipulatives, or dot paint.

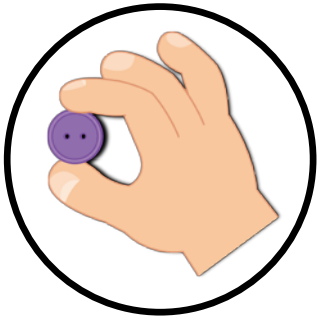





twenty-seven



©thisreadingmama.com

Cover the number using playdough, pom poms, buttons, other small manipulatives, or dot paint.

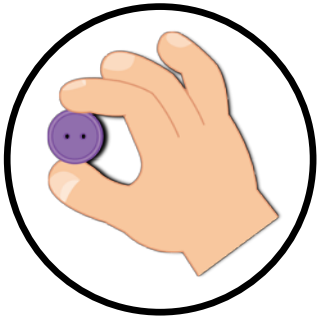





twenty-eight

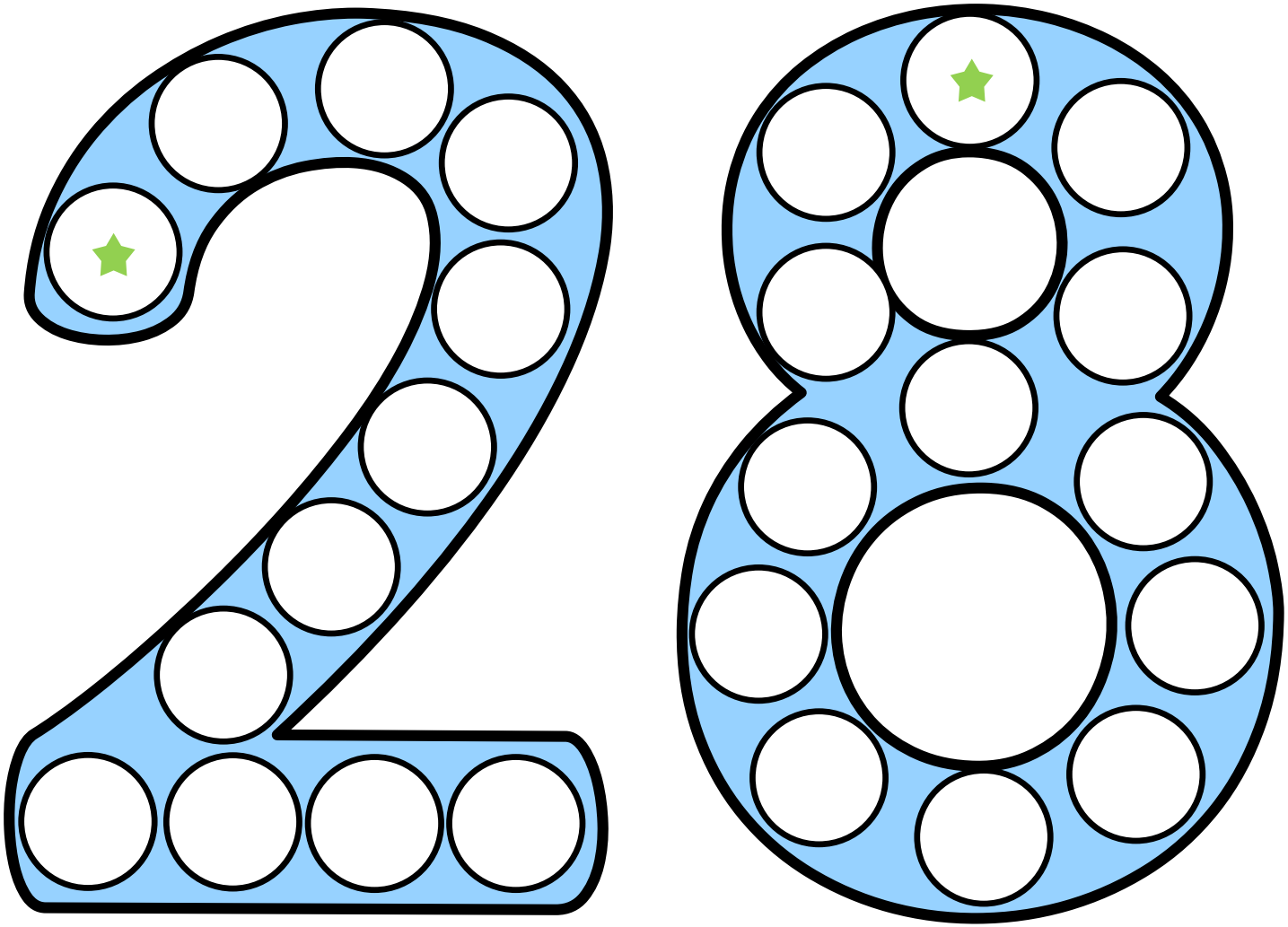

©thisreadingmama.com

Cover the number using playdough, pom poms, buttons, other small manipulatives, or dot paint.

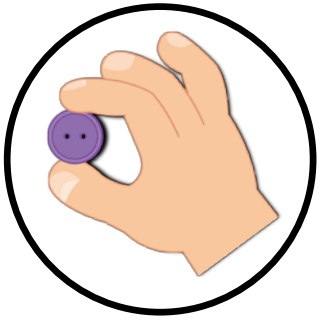





twenty-nine

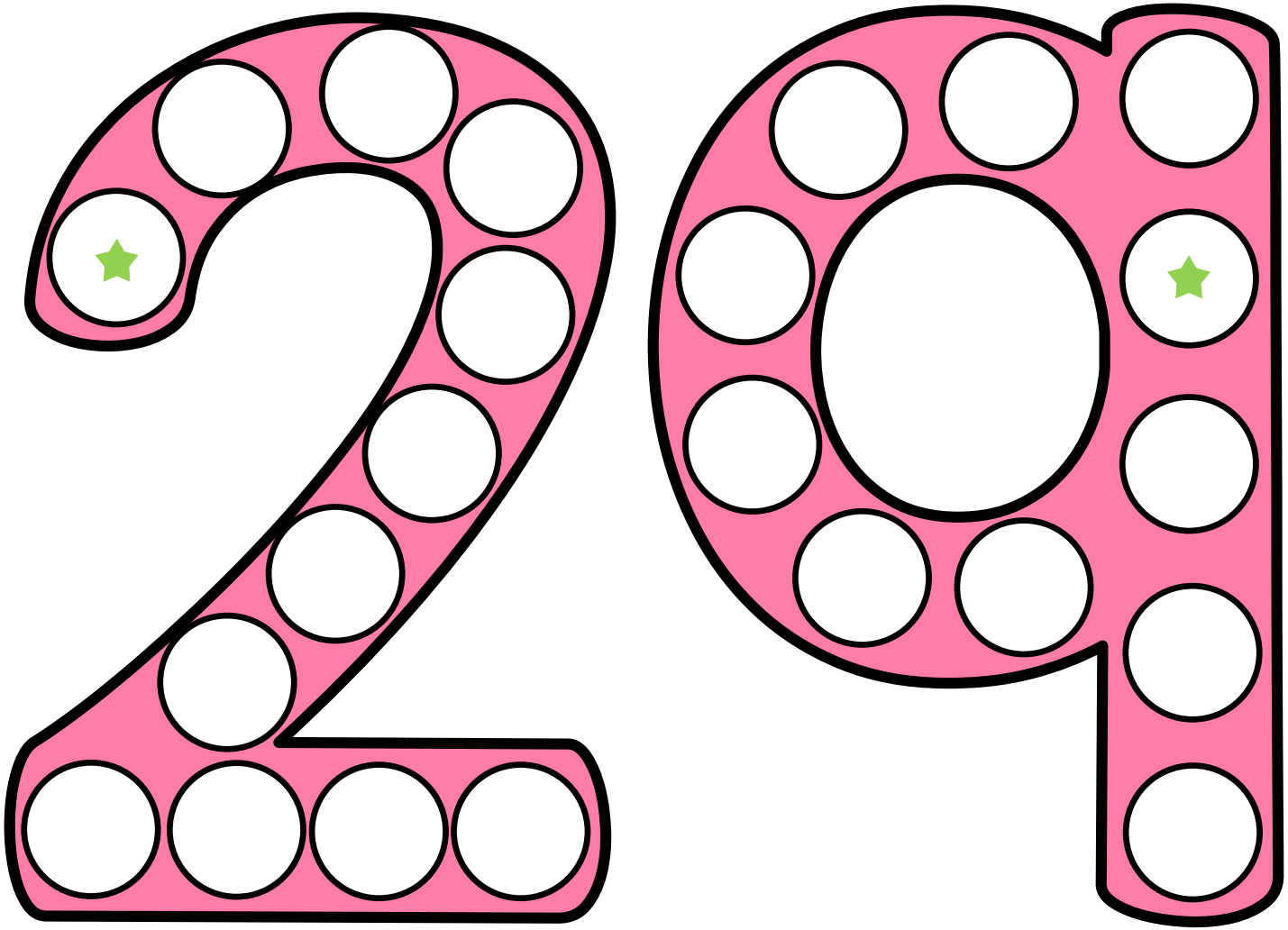

©thisreadingmama.com

Cover the number using playdough, pom poms, buttons, other small manipulatives, or dot paint.

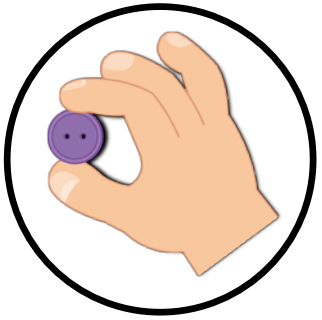





thirty

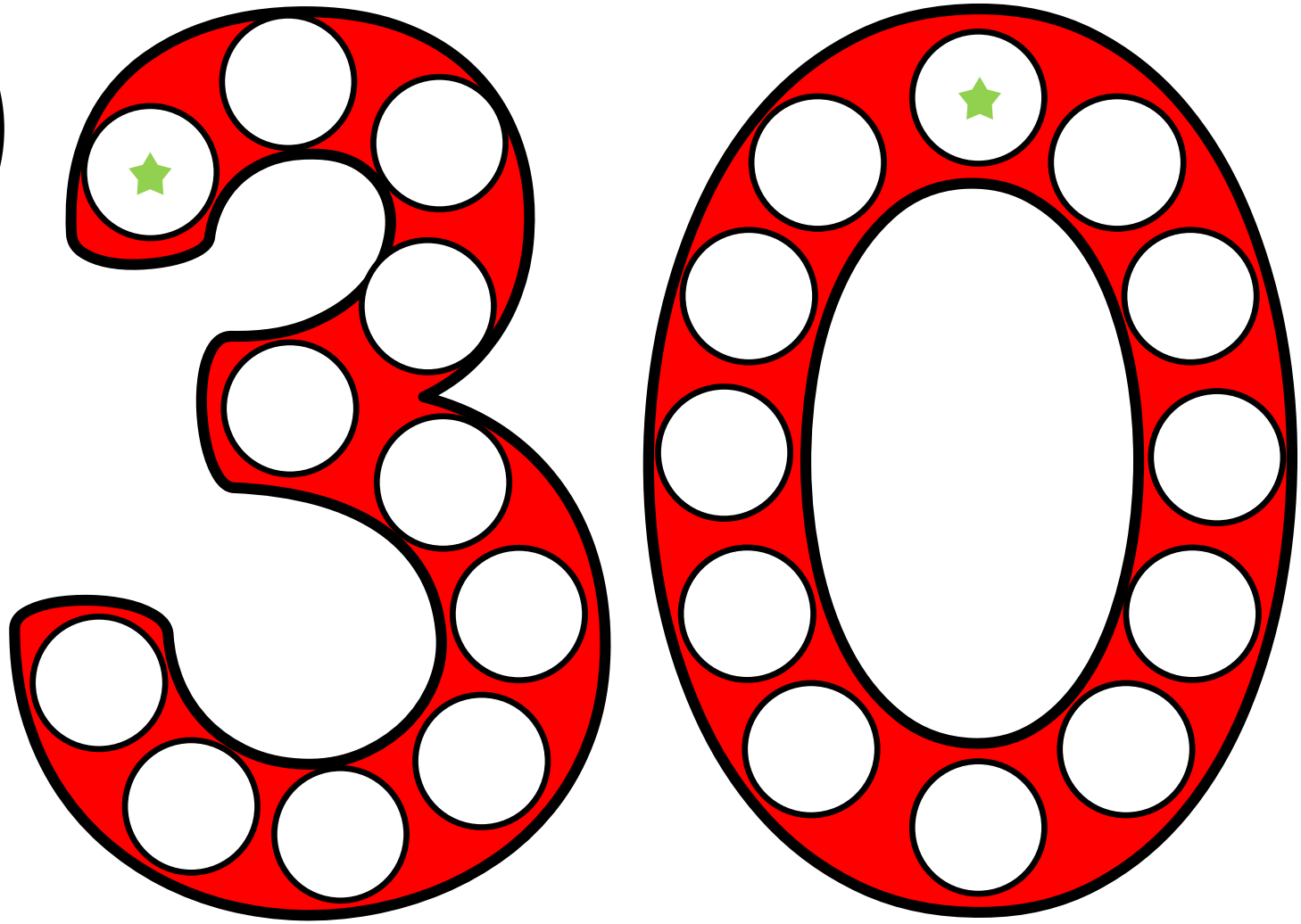

©thisreadingmama.com

Cover the number using playdough, pom poms, buttons, other small manipulatives, or dot paint.

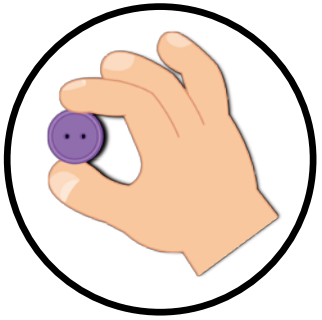



fine motor

TEN FRAME MATS

©thisreadingmama.com

level 1

TEN FRAME MATS

©thisreadingmama.com

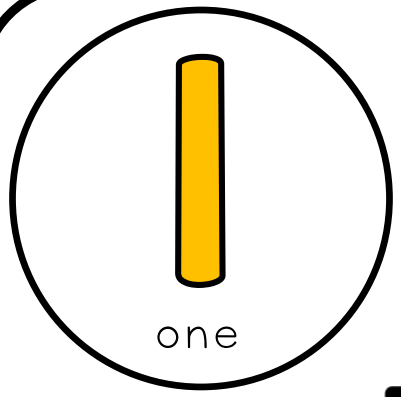



©thisreadingmama.com

Cover the dot on the ten frame using playdough, pom poms, buttons, other small manipulatives, or dot paint.

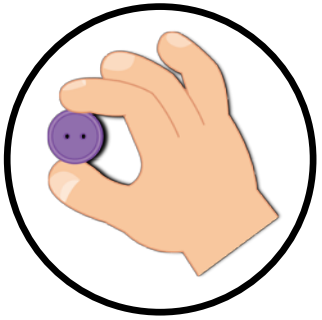



2

two

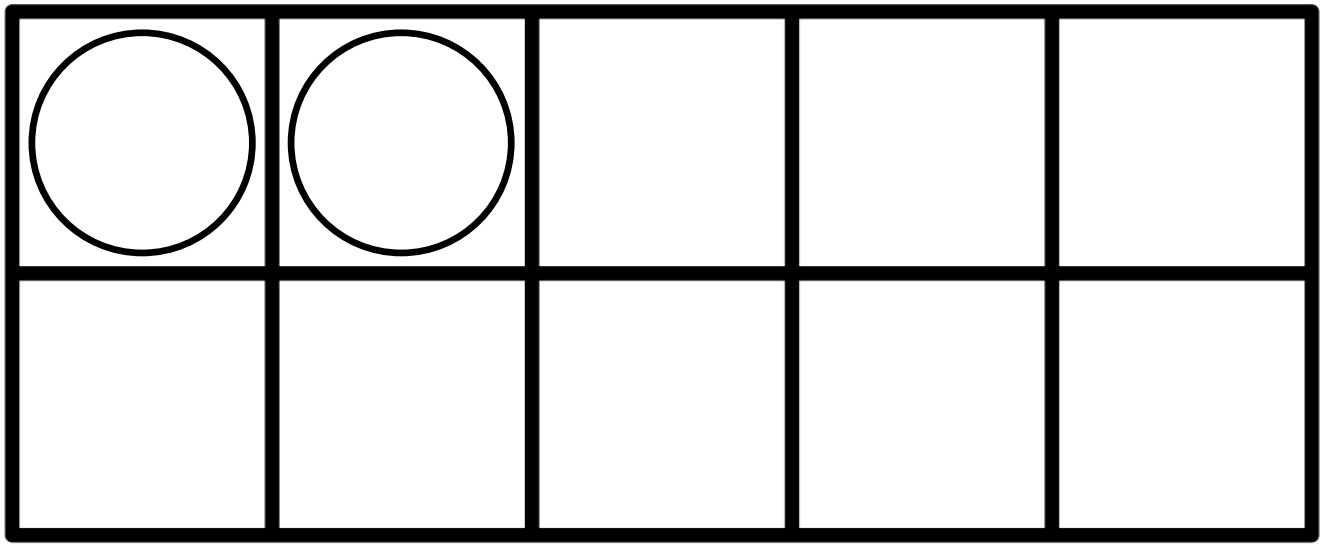

©thisreadingmama.com

Cover the dots on the ten frame using playdough, pom poms, buttons, other small manipulatives, or dot paint.

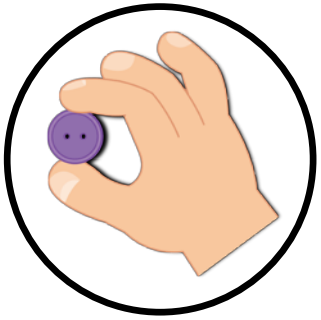



3

three

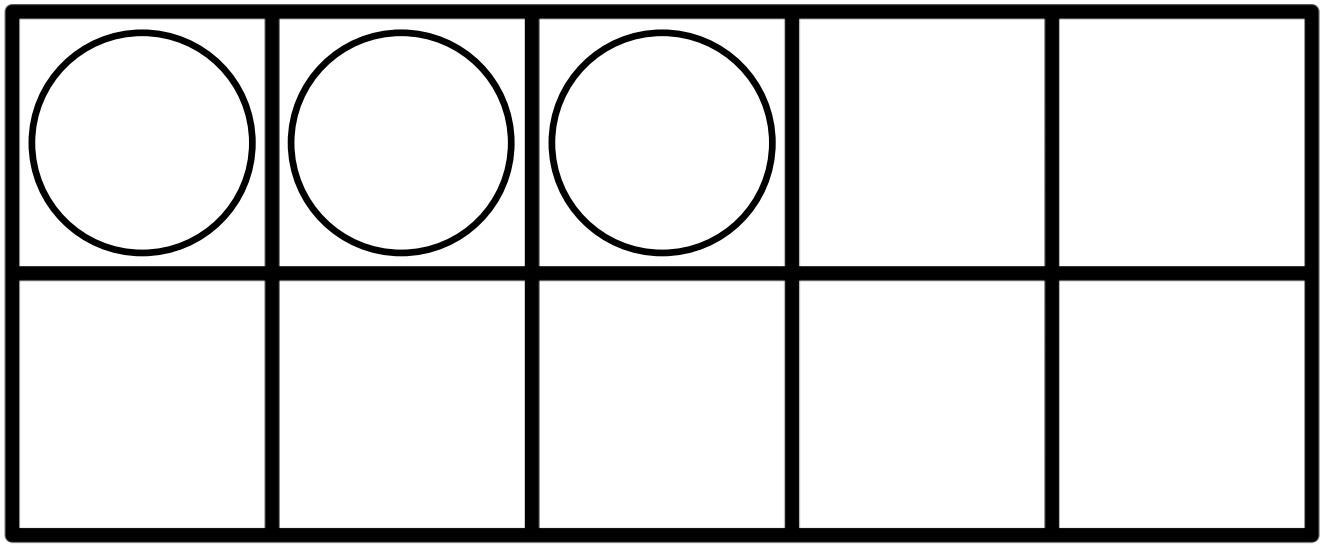

©thisreadingmama.com

Cover the dots on the ten frame using playdough, pom poms, buttons, other small manipulatives, or dot paint.

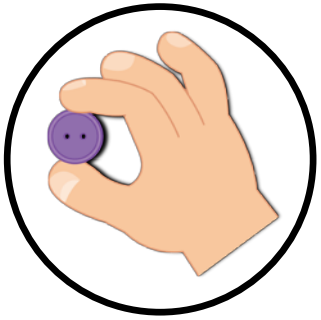



4

four

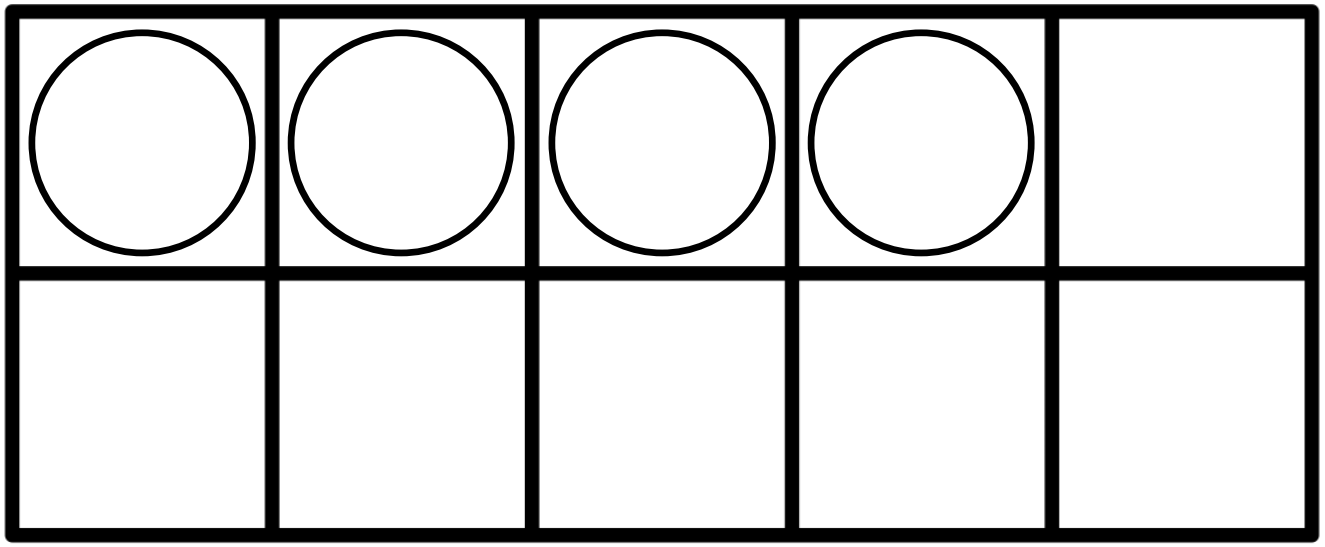

©thisreadingmama.com

Cover the dots on the ten frame using playdough, pom poms, buttons, other small manipulatives, or dot paint.

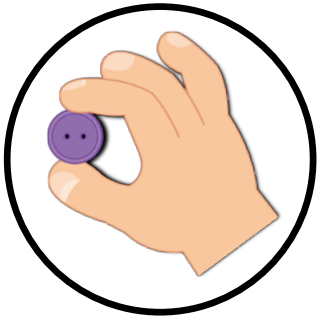



5

five

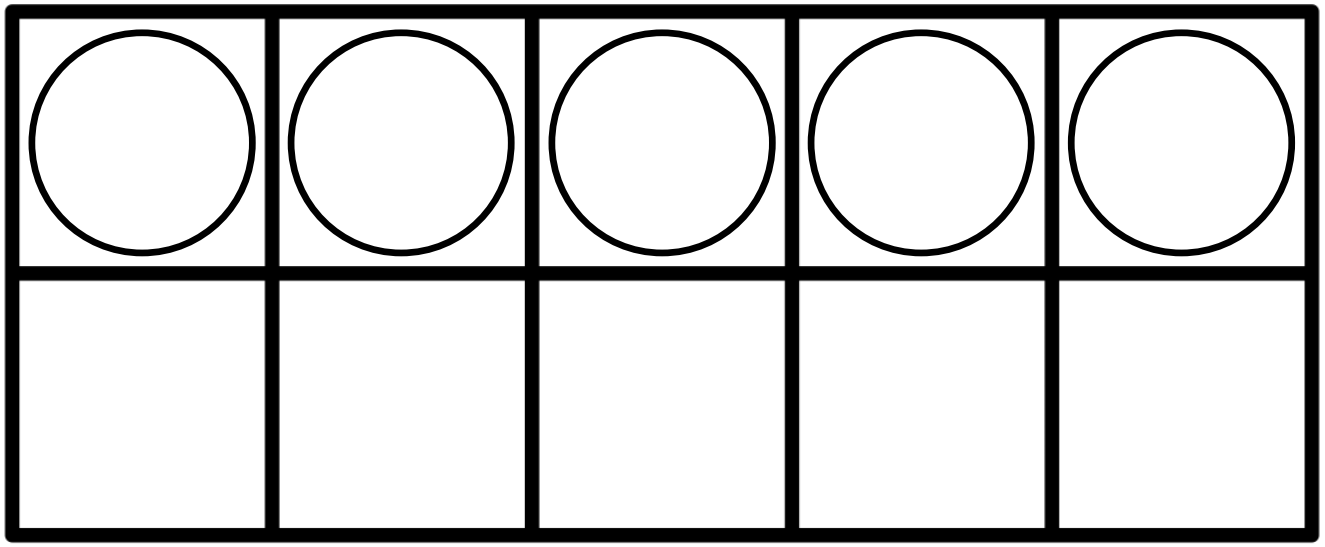

©thisreadingmama.com

Cover the dots on the ten frame using playdough, pom poms, buttons, other small manipulatives, or dot paint.

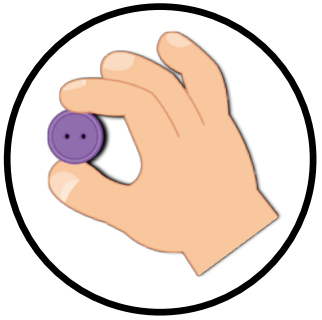



6

six

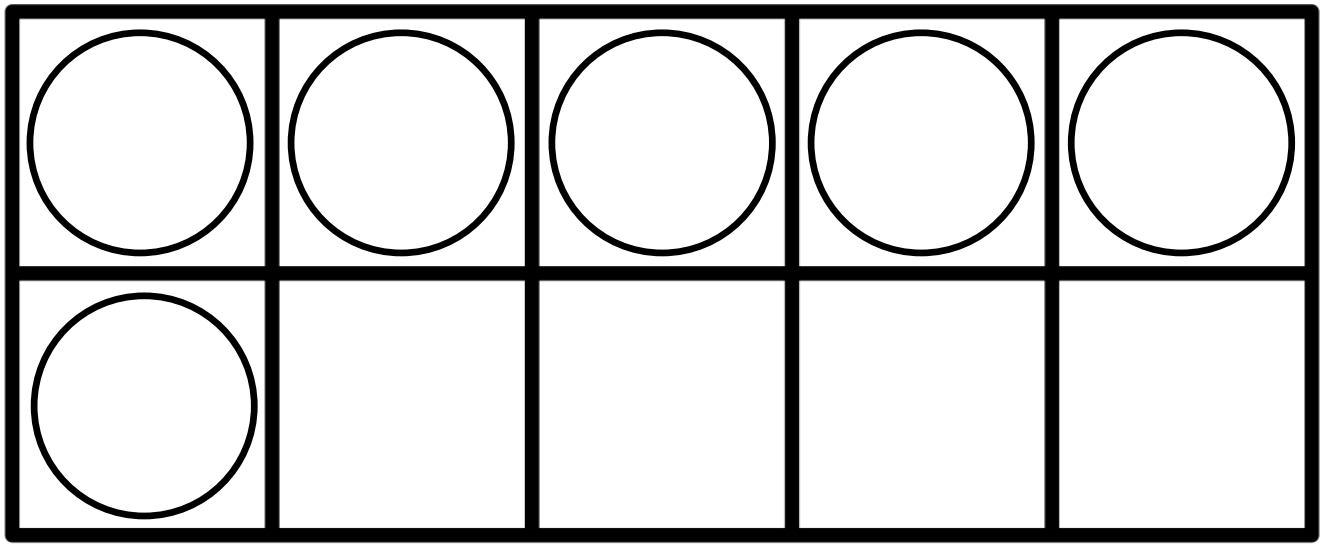

©thisreadingmama.com

Cover the dots on the ten frame using playdough, pom poms, buttons, other small manipulatives, or dot paint.

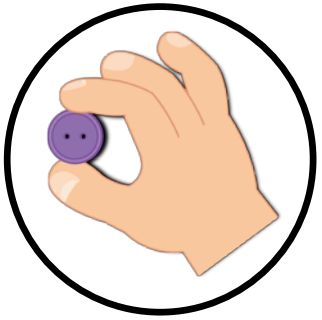



7

seven

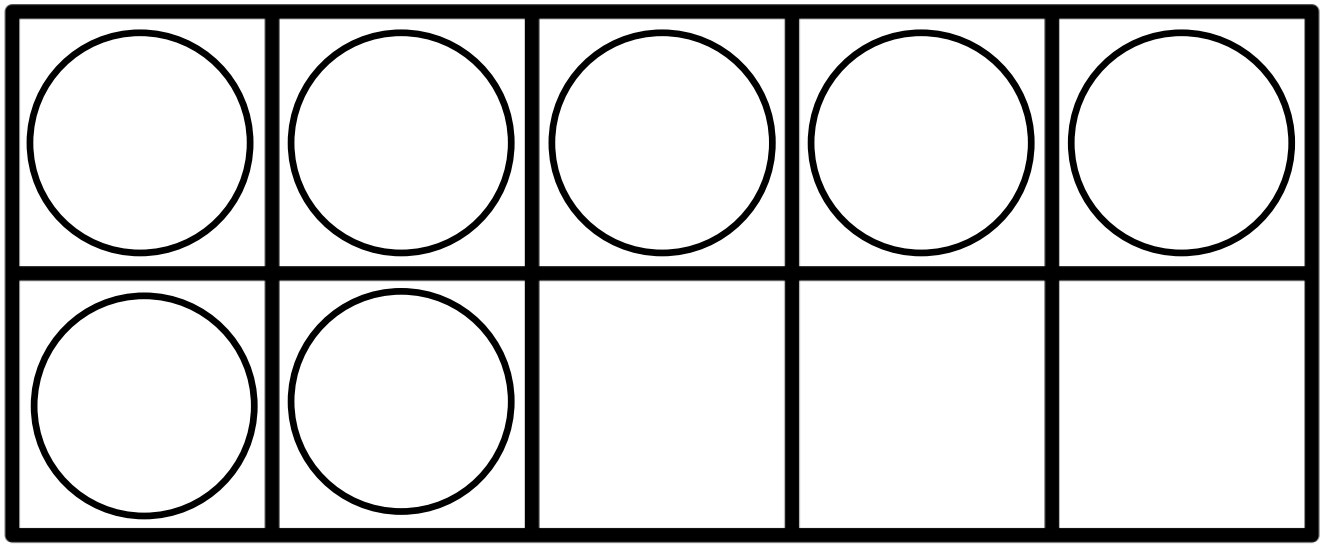

©thisreadingmama.com

Cover the dots on the ten frame using playdough, pom poms, buttons, other small manipulatives, or dot paint.

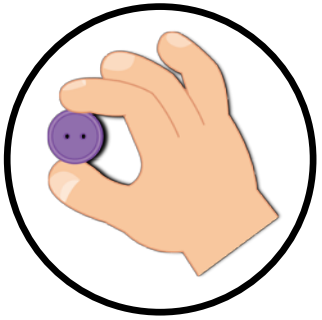



8

eight

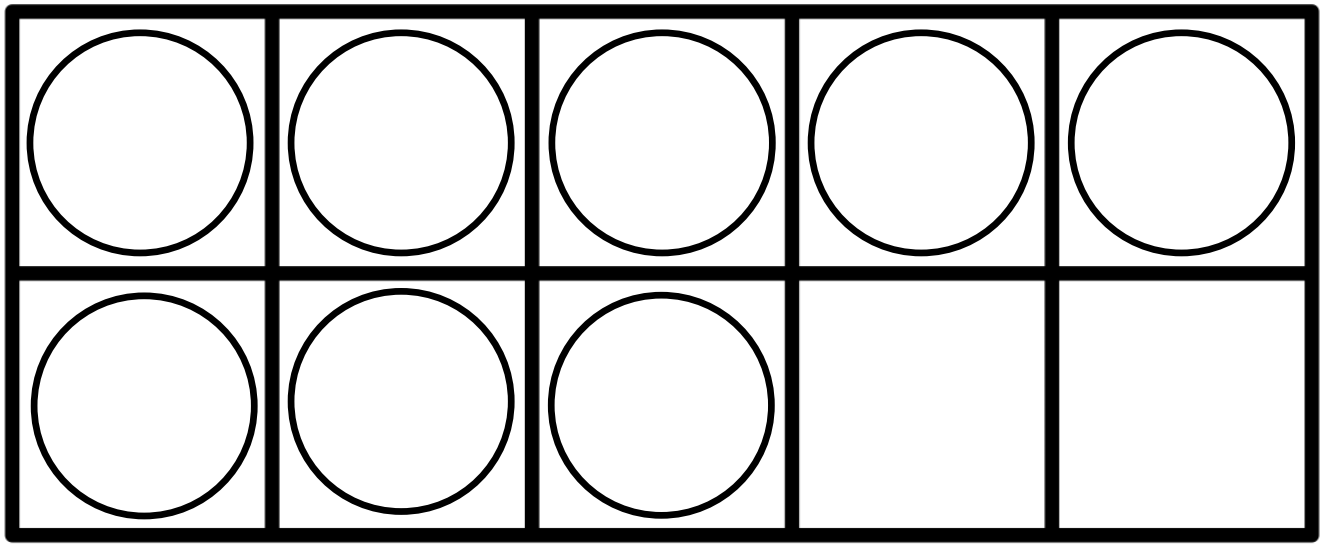

©thisreadingmama.com

Cover the dots on the ten frame using playdough, pom poms, buttons, other small manipulatives, or dot paint.

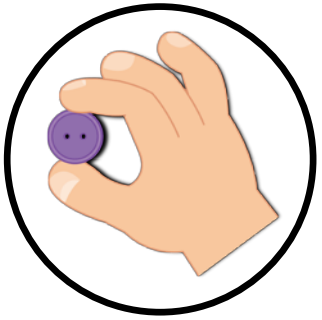



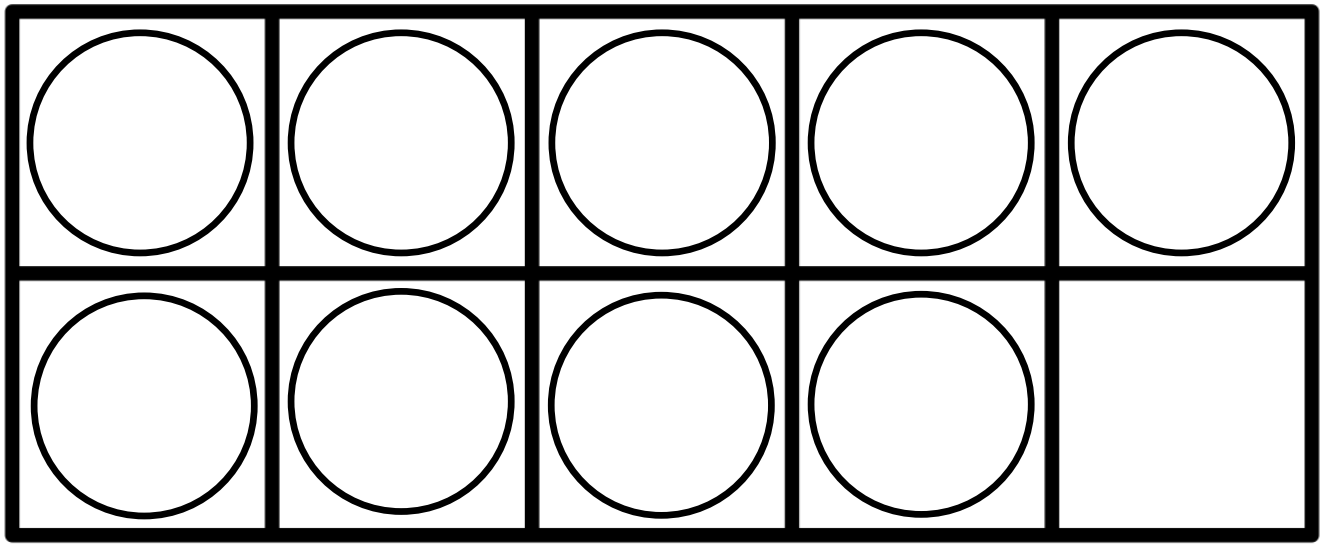

©thisreadingmama.com

Cover the dots on the ten frame using playdough, pom poms, buttons, other small manipulatives, or dot paint.

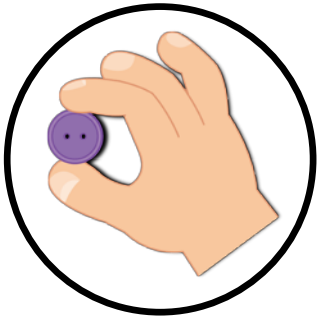



10

ten

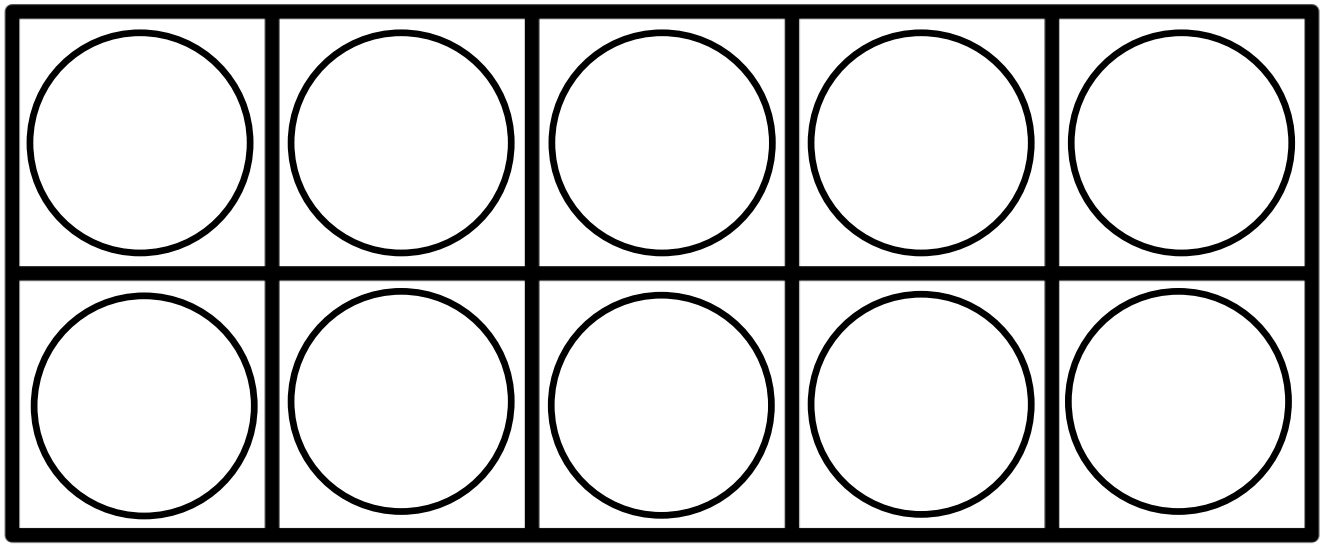

©thisreadingmama.com

Cover the dots on the ten frame using playdough, pom poms, buttons, other small manipulatives, or dot paint.

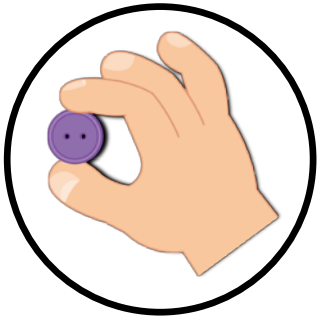





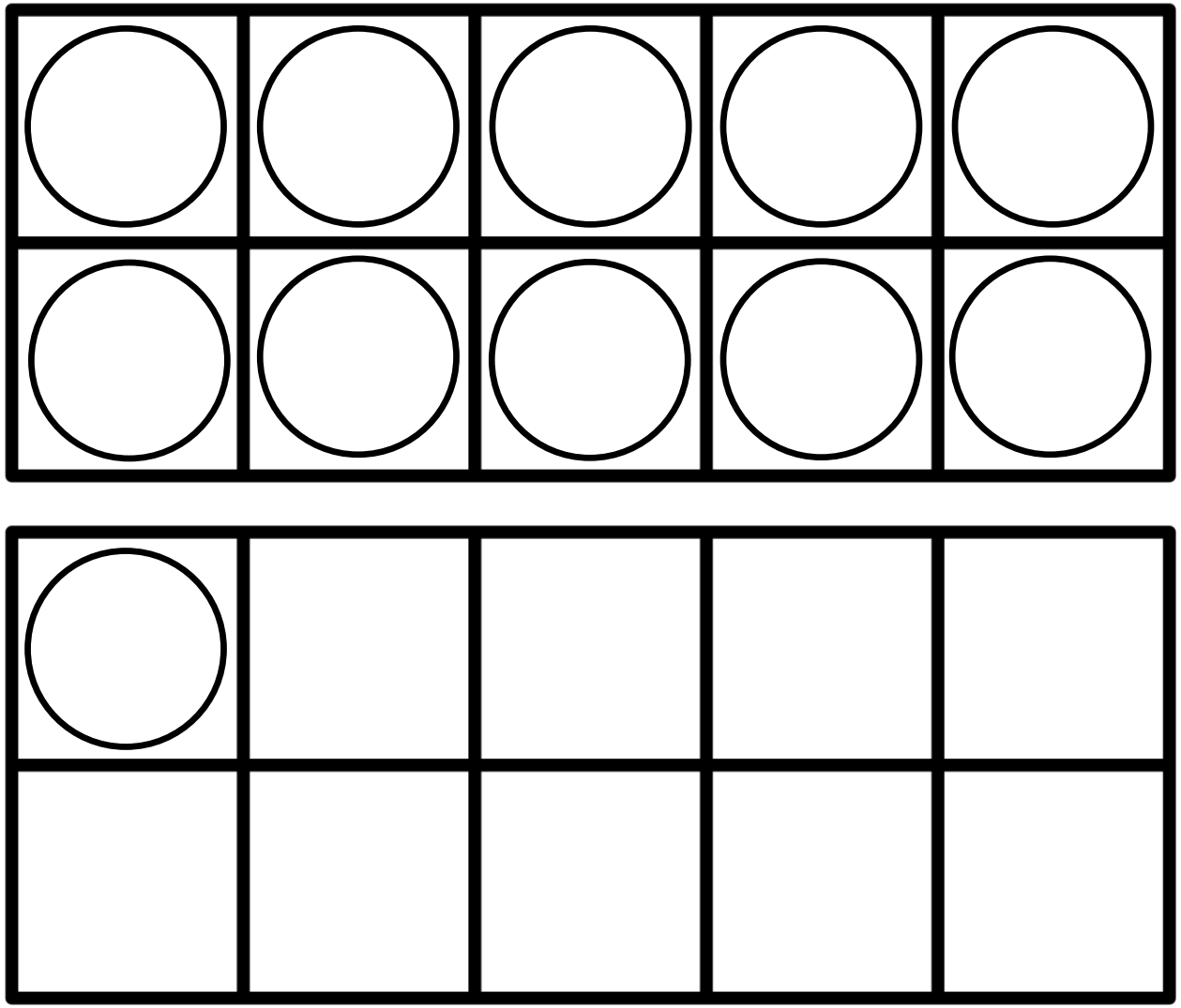

Cover the dots on the ten frames using playdough, pom poms, buttons, other small manipulatives, or dot paint.

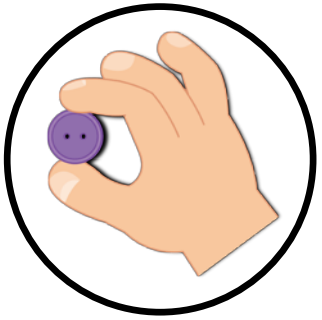



©thisreadingmama.com

12

twelve

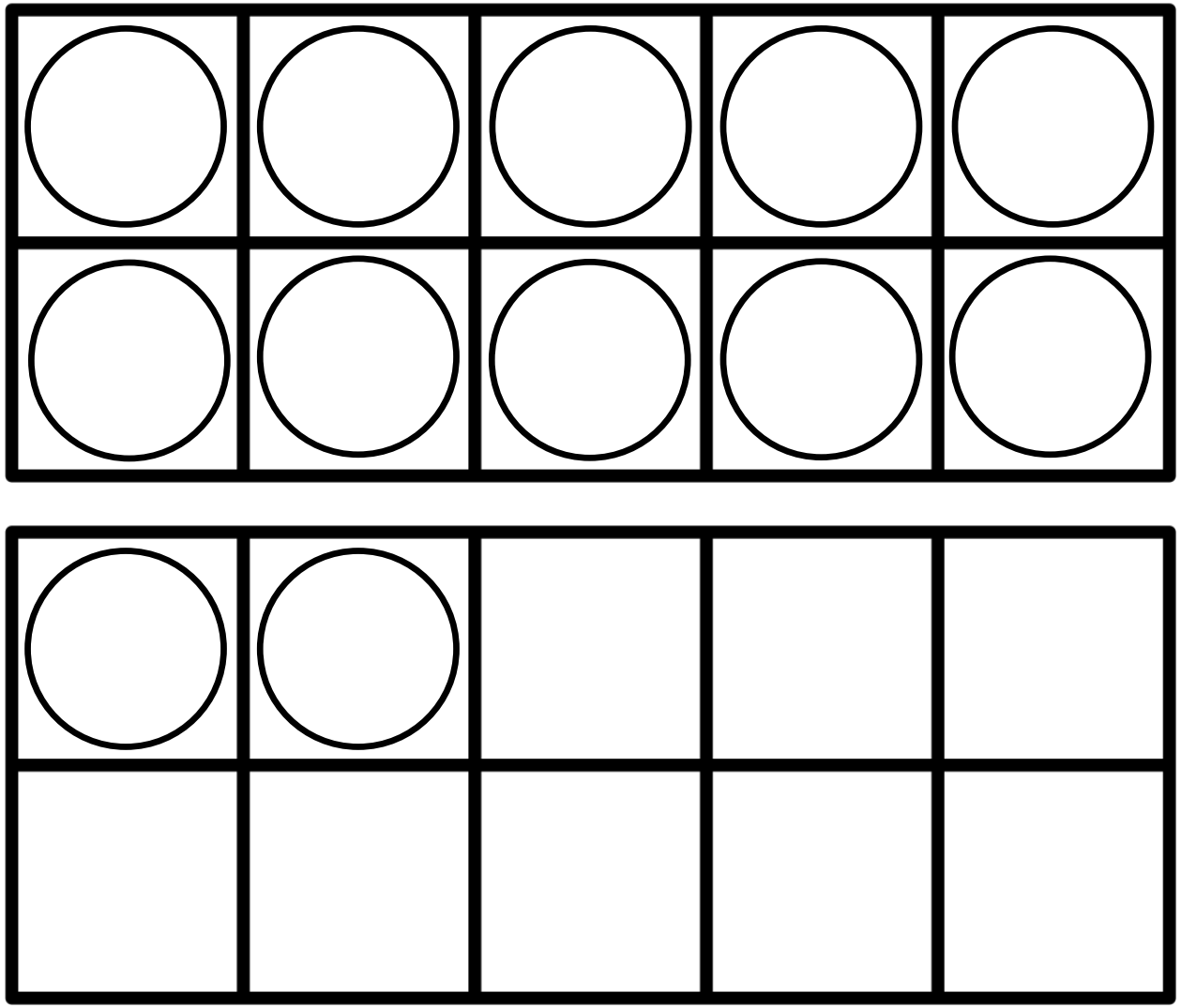

Cover the dots on the ten frames using playdough, pom poms, buttons, other small manipulatives, or dot paint.

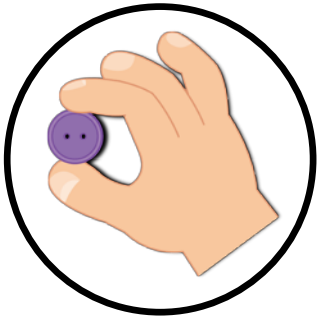



©thisreadingmama.com

13

thirteen

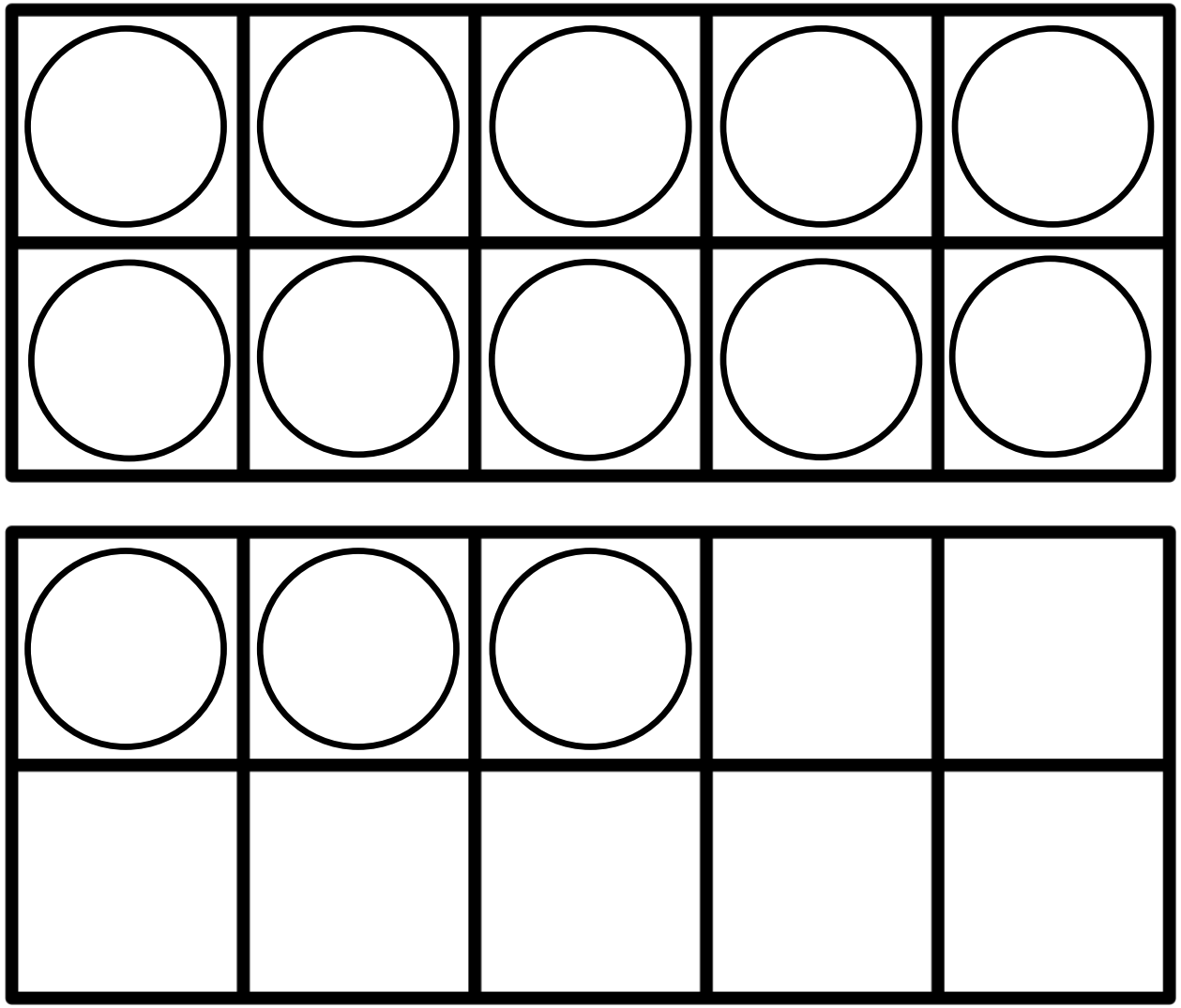

Cover the dots on the ten frames using playdough, pom poms, buttons, other small manipulatives, or dot paint.

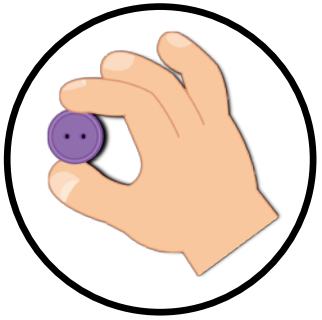



©thisreadingmama.com

14

fourteen

Cover the dots on the ten frames using playdough, pom poms, buttons, other small manipulatives, or dot paint.

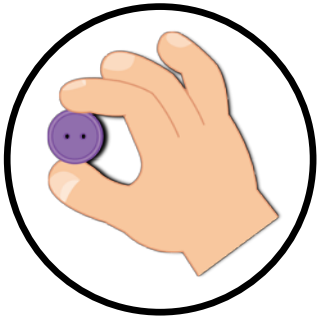


©thisreadingmama.com

15

fifteen

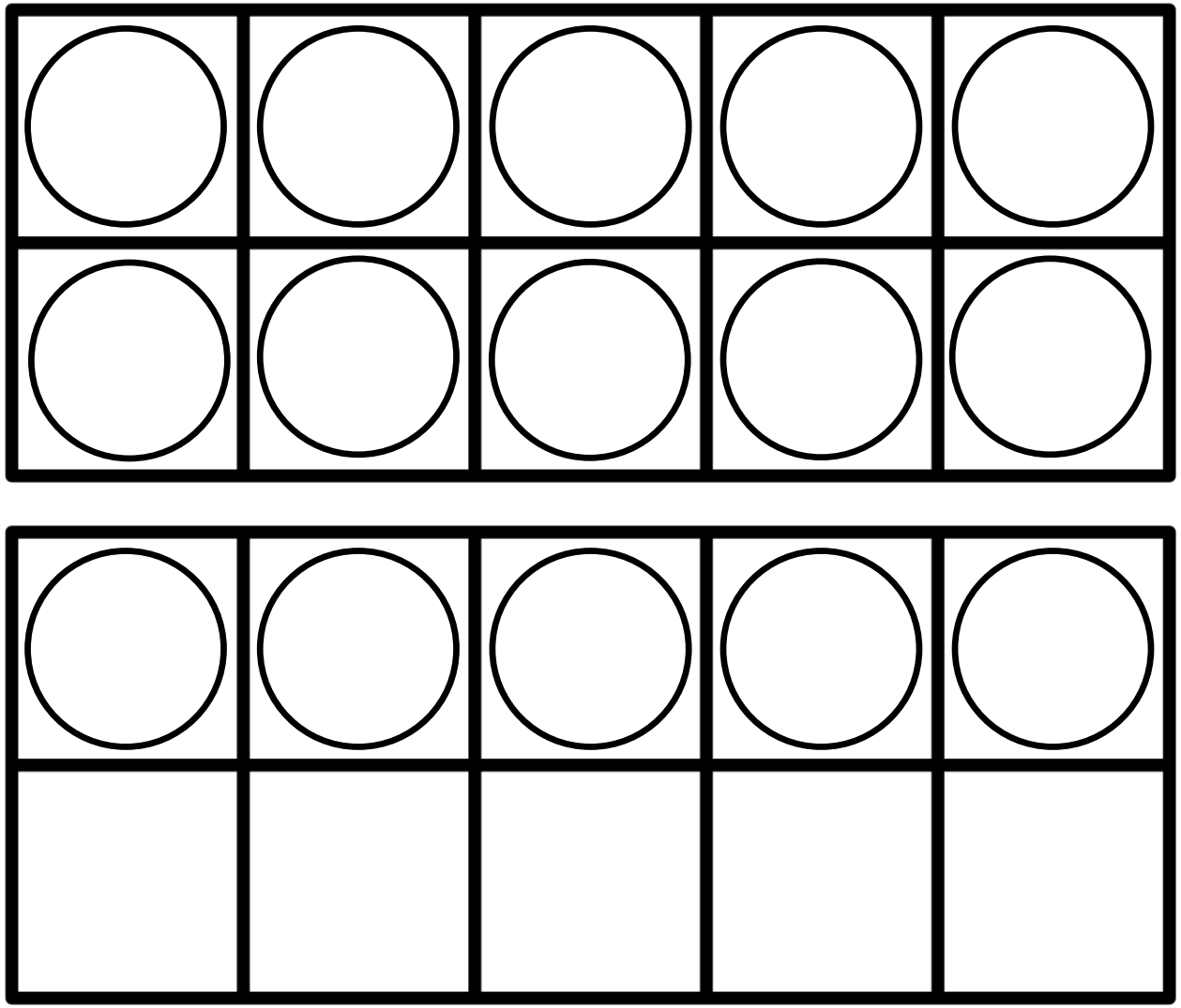

Cover the dots on the ten frames using playdough, pom poms, buttons, other small manipulatives, or dot paint.

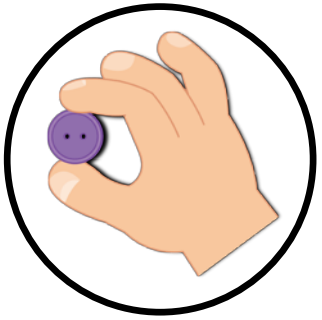



©thisreadingmama.com

16

sixteen

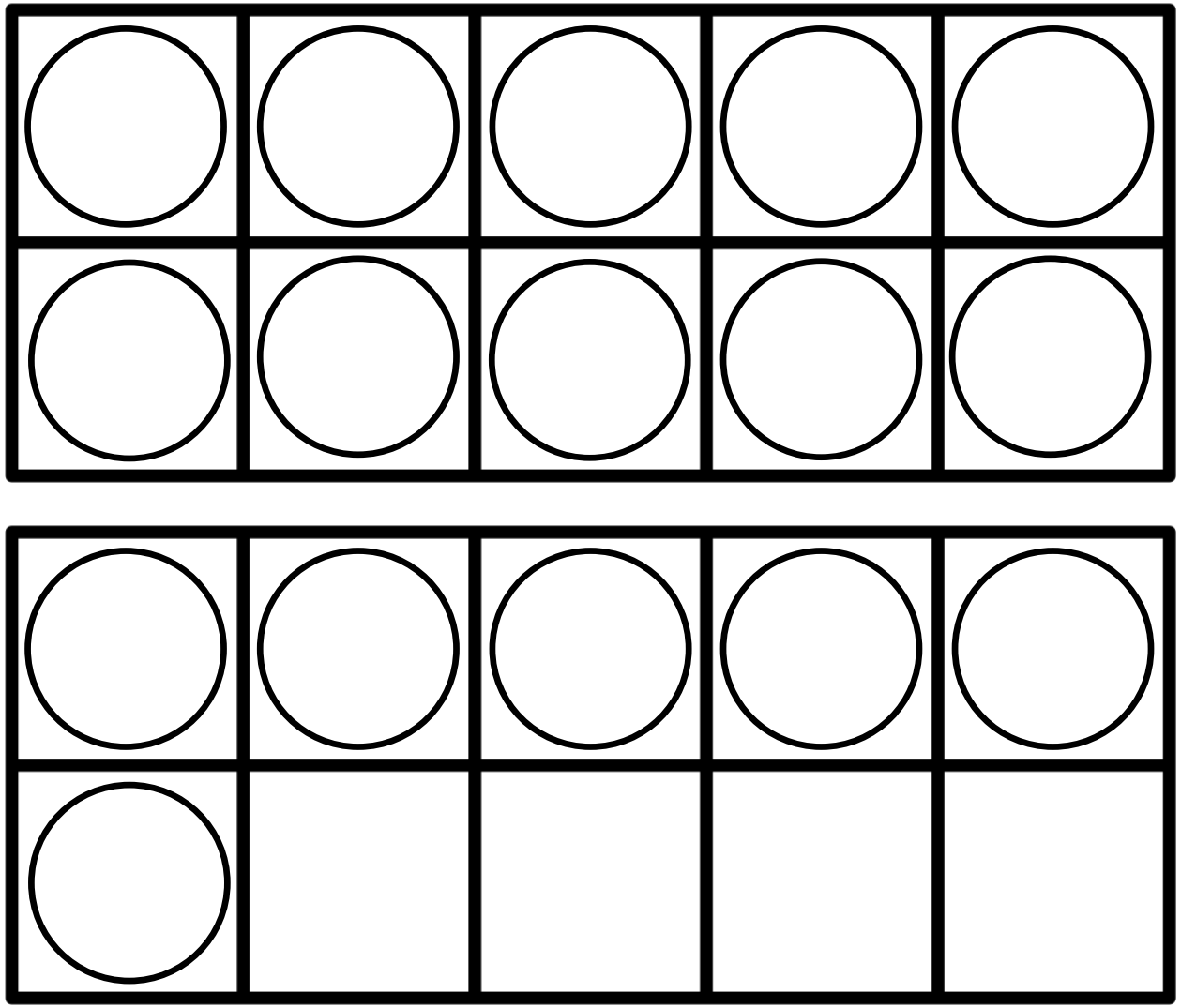

Cover the dots on the ten frames using playdough, pom poms, buttons, other small manipulatives, or dot paint.

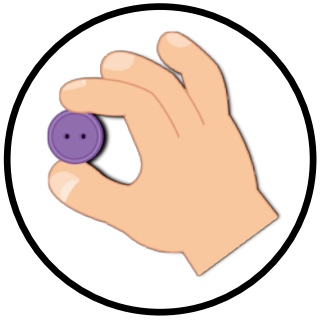



©thisreadingmama.com

17

seventeen

Cover the dots on the ten frames using playdough, pom poms, buttons, other small manipulatives, or dot paint.

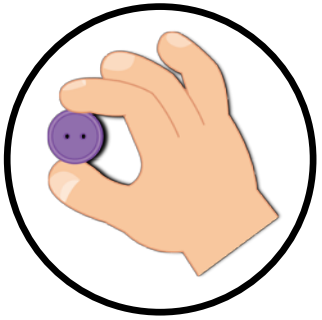



©thisreadingmama.com

18

eighteen

Cover the dots on the ten frames using playdough, pom poms, buttons, other small manipulatives, or dot paint.

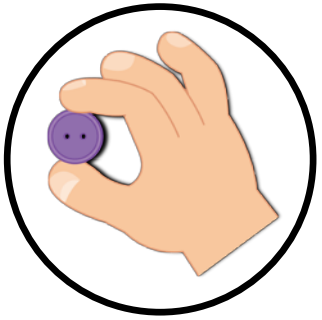



©thisreadingmama.com

19

nineteen

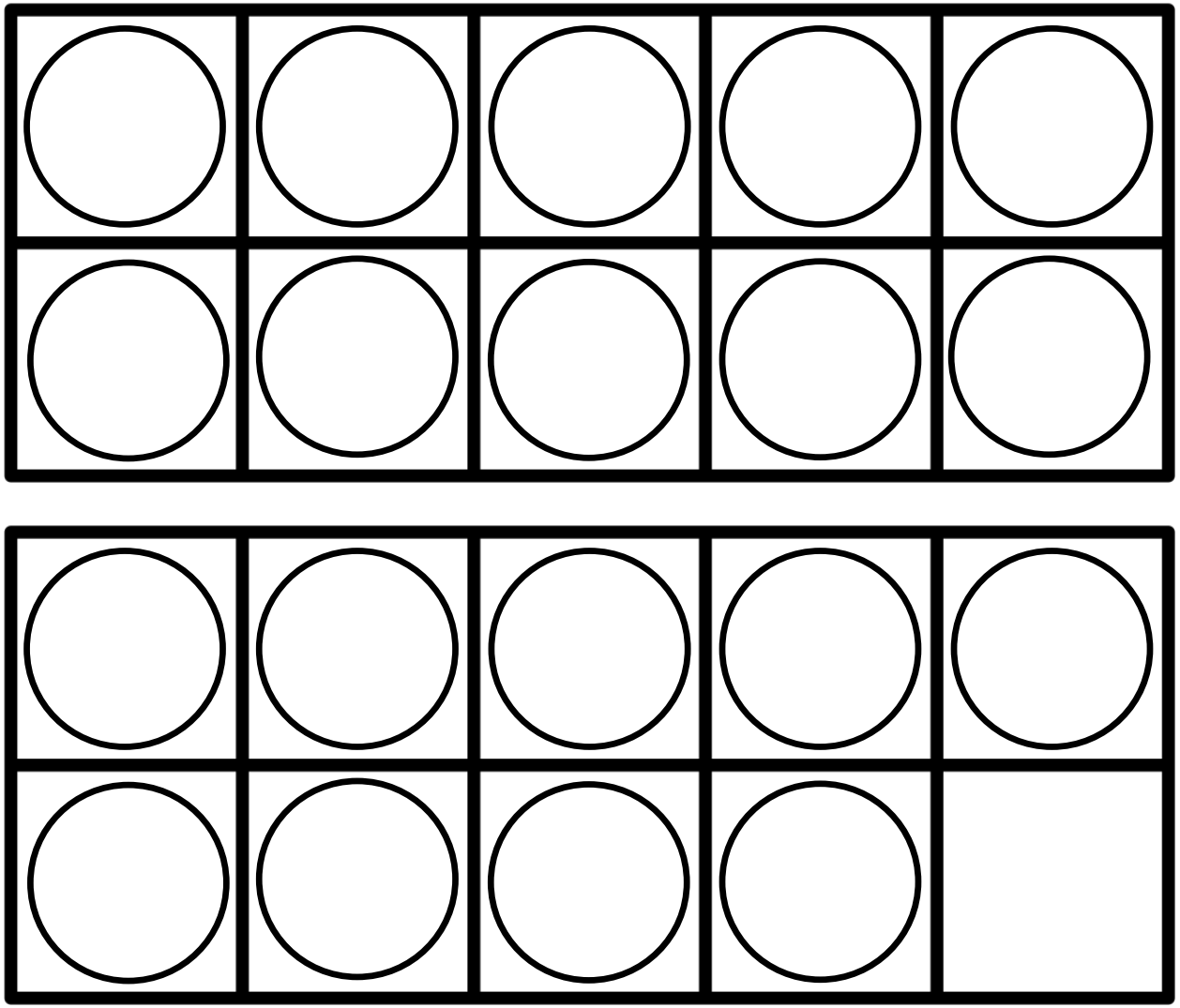

Cover the dots on the ten frames using playdough, pom poms, buttons, other small manipulatives, or dot paint.

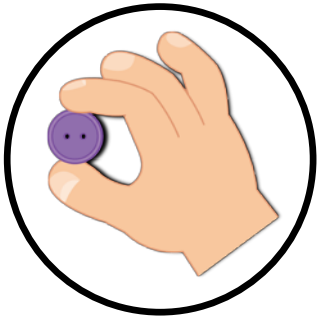



©thisreadingmama.com

20

twenty

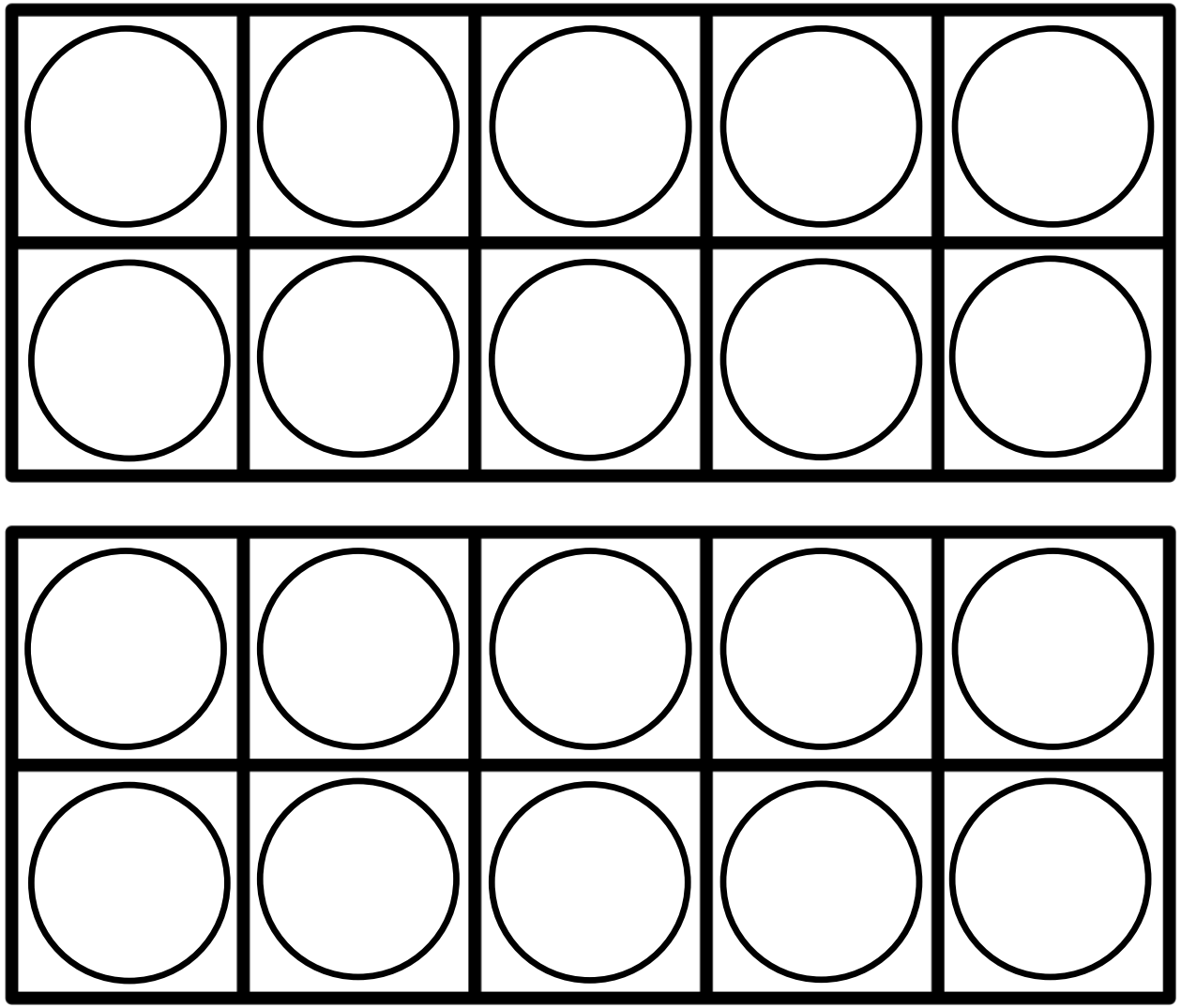

Cover the dots on the ten frames using playdough, pom poms, buttons, other small manipulatives, or dot paint.

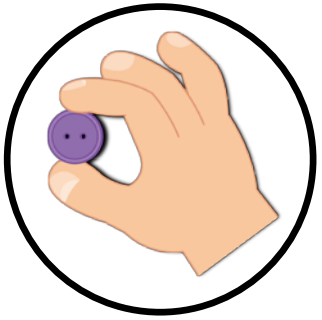



©thisreadingmama.com

level 2

TEN FRAME MATS

©thisreadingmama.com

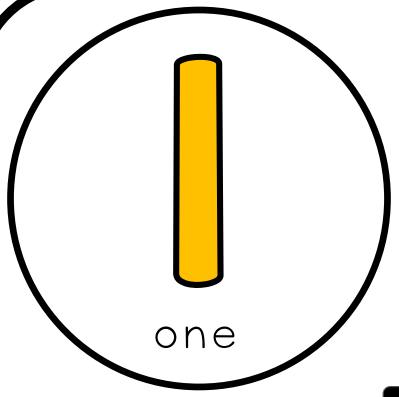



©thisreadingmama.com

Cover the ten frame to match the number using playdough, pom poms, buttons, other small manipulatives, or dot paint.

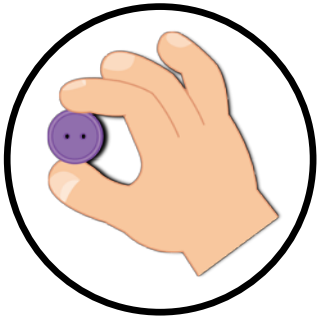



2

two



©thisreadingmama.com

Cover the ten frame to match the number using playdough, pom poms, buttons, other small manipulatives, or dot paint.

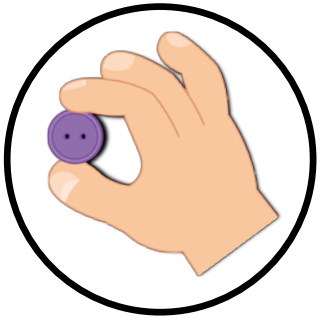



3

three

©thisreadingmama.com

Cover the ten frame to match the number using playdough, pom poms, buttons, other small manipulatives, or dot paint.

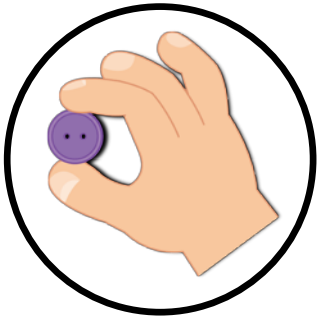


4

four

©thisreadingmama.com

Cover the ten frame to match the number using playdough, pom poms, buttons, other small manipulatives, or dot paint.

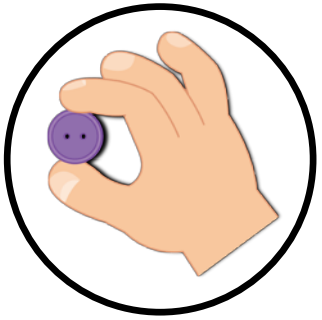


5

five

©thisreadingmama.com

Cover the ten frame to match the number using playdough, pom poms, buttons, other small manipulatives, or dot paint.

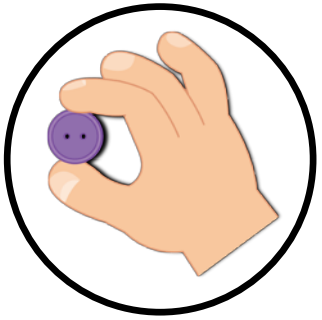


6

six

©thisreadingmama.com

Cover the ten frame to match the number using playdough, pom poms, buttons, other small manipulatives, or dot paint.

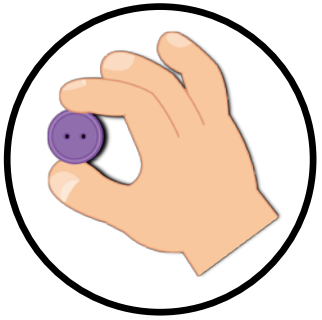


7

seven

©thisreadingmama.com

Cover the ten frame to match the number using playdough, pom poms, buttons, other small manipulatives, or dot paint.

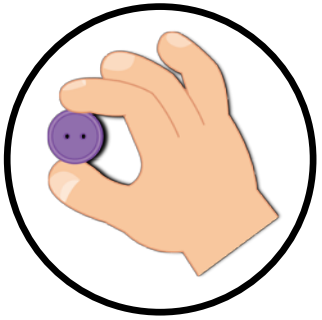


8

eight

©thisreadingmama.com

Cover the ten frame to match the number using playdough, pom poms, buttons, other small manipulatives, or dot paint.

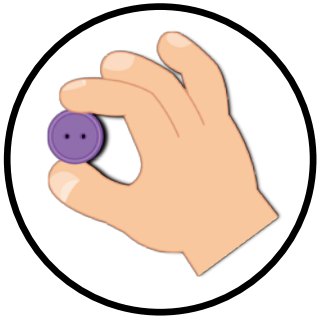




©thisreadingmama.com

Cover the ten frame to match the number using playdough, pom poms, buttons, other small manipulatives, or dot paint.

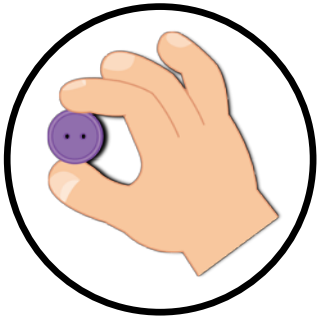



10

ten



©thisreadingmama.com

Cover the ten frame to match the number using playdough, pom poms, buttons, other small manipulatives, or dot paint.

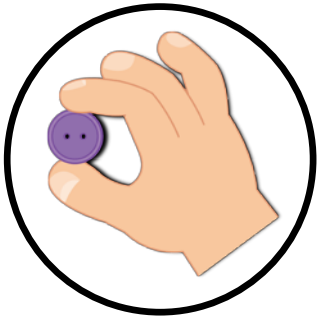





Cover the ten frames to match the number using playdough, pom poms, buttons, other small manipulatives, or dot paint.

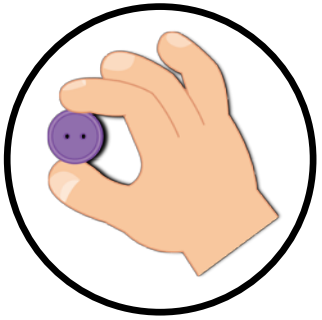



©thisreadingmama.com

12

twelve

Cover the ten frames to match the number using playdough, pom poms, buttons, other small manipulatives, or dot paint.

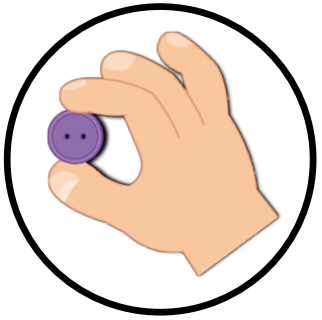


©thisreadingmama.com

13

thirteen

Cover the ten frames to match the number using playdough, pom poms, buttons, other small manipulatives, or dot paint.

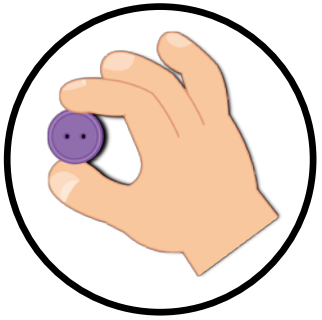



©thisreadingmama.com

14

fourteen

Cover the ten frames to match the number using playdough, pom poms, buttons, other small manipulatives, or dot paint.

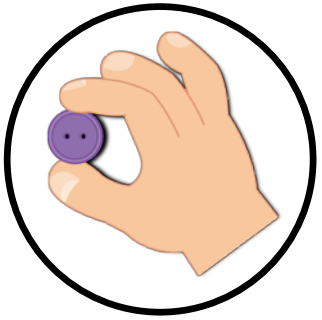



©thisreadingmama.com

15

fifteen

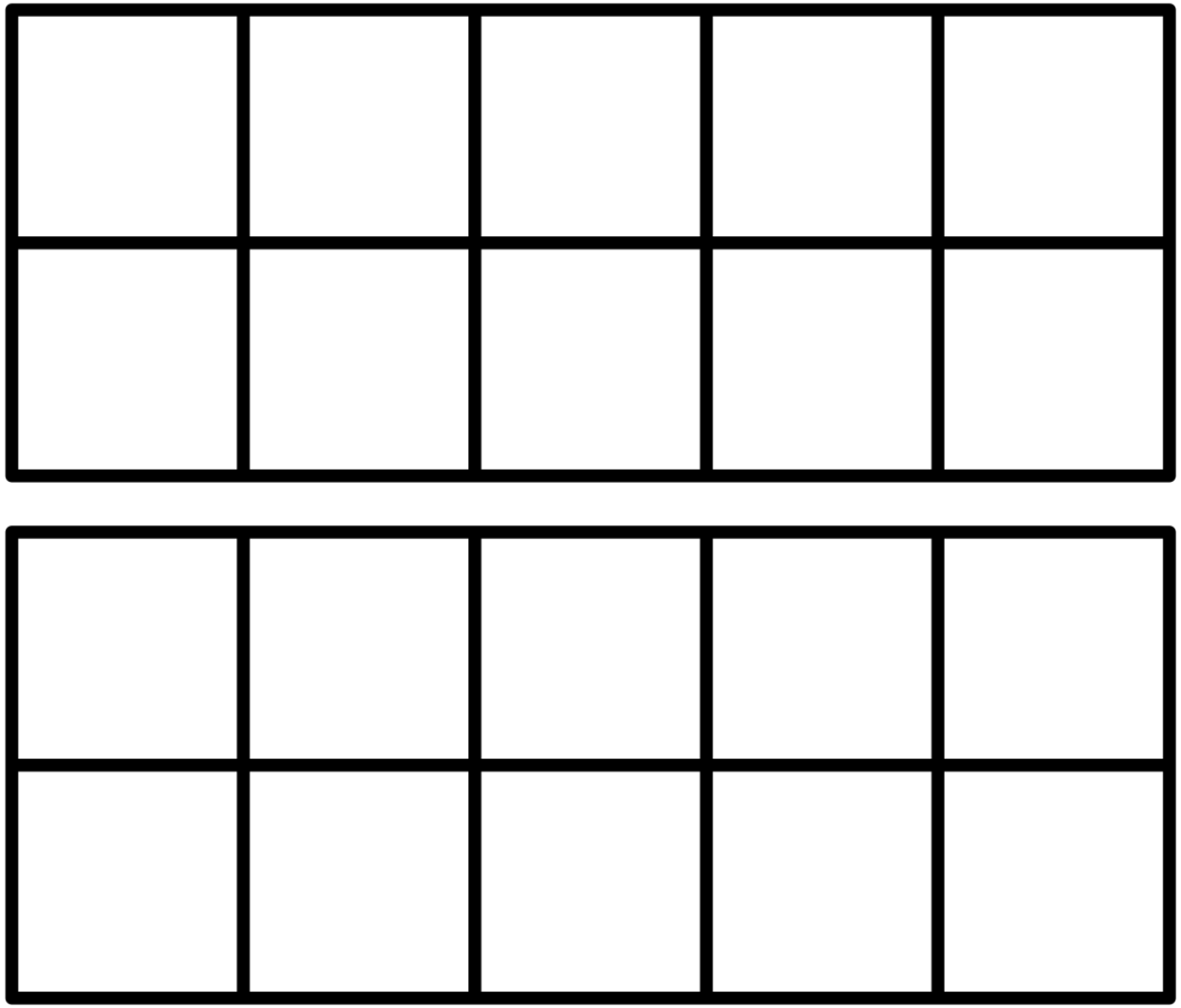

Cover the ten frames to match the number using playdough, pom poms, buttons, other small manipulatives, or dot paint.

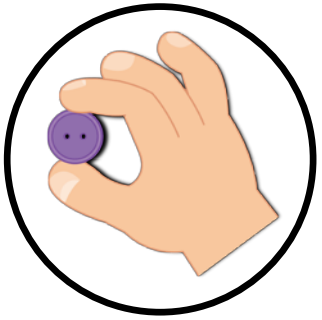



©thisreadingmama.com

16

sixteen

Cover the ten frames to match the number using playdough, pom poms, buttons, other small manipulatives, or dot paint.

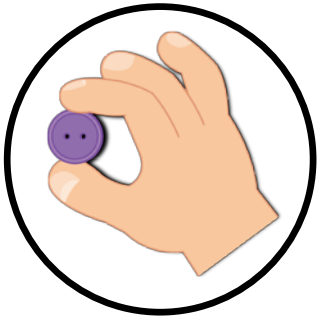



©thisreadingmama.com

17

seventeen

Cover the ten frames to match the number using playdough, pom poms, buttons, other small manipulatives, or dot paint.

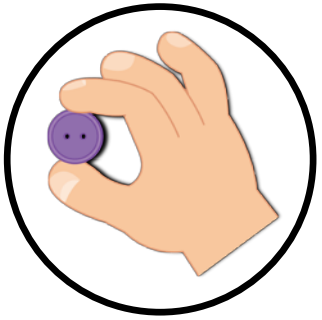



©thisreadingmama.com

18

eighteen

Cover the ten frames to match the number using playdough, pom poms, buttons, other small manipulatives, or dot paint.

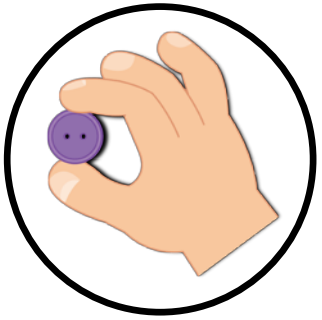


©thisreadingmama.com

19

nineteen

Cover the ten frames to match the number using playdough, pom poms, buttons, other small manipulatives, or dot paint.

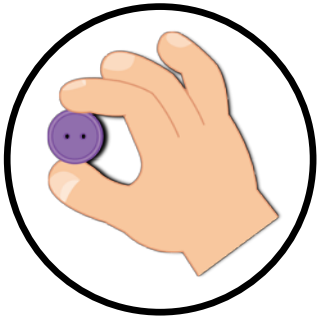


©thisreadingmama.com

20

twenty

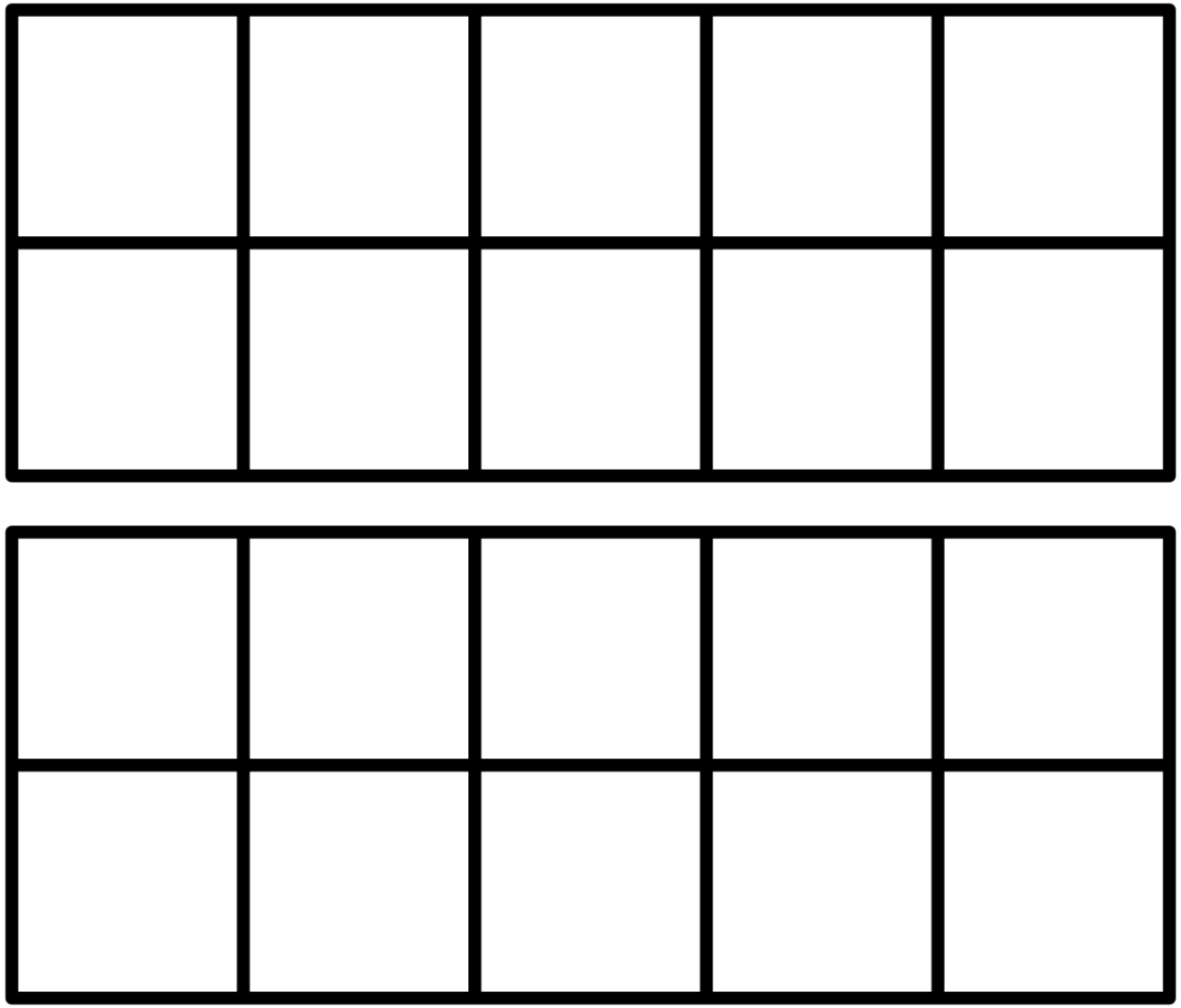

Cover the ten frames to match the number using playdough, pom poms, buttons, other small manipulatives, or dot paint.

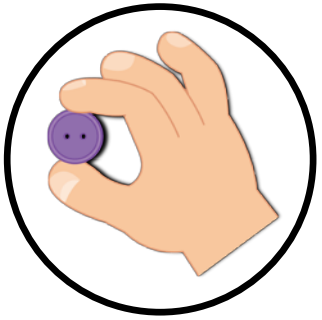



©thisreadingmama.com

You'll also like:

Click on the images to find the resources.





©thisreadingmama.com

fine motor
PATTERN MATS

©thisreadingmama.com

level 1
PATTERN MATS

©thisreadingmama.com

Make **ABAB** Patterns

A B A B A B A B

A B A B A B A B

A B A B A B A B

©thisreadingmama.com

Cover the patterns using playdough, pom poms, buttons, or other small manipulatives.

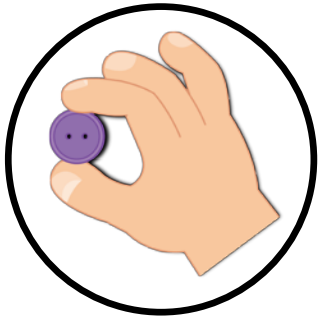



Make **AABB** Patterns

A A B B A A B B

A A B B A A B B

A A B B A A B B

©thisreadingmama.com

Cover the patterns using playdough, pom poms, buttons, or other small manipulatives.

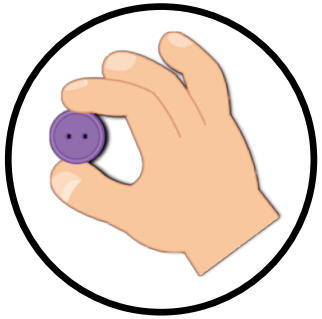



Make **AAB** Patterns

A A B A A B A A

A A B A A B A A

A A B A A B A A

©thisreadingmama.com

Cover the patterns using playdough, pom poms, buttons, or other small manipulatives.

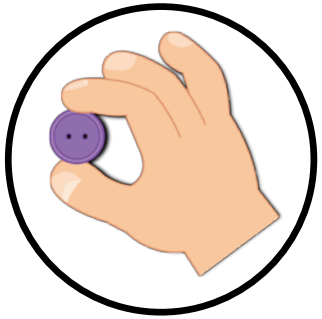



Make **ABB** Patterns

A B B A B B A B

A B B A B B A B

A B B A B B A B

©thisreadingmama.com

Cover the patterns using playdough, pom poms, buttons, or other small manipulatives.

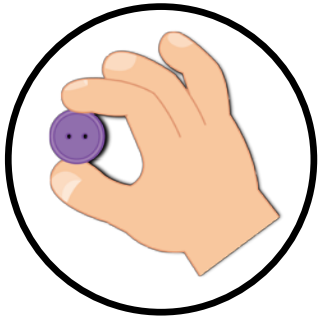



Make **ABC** Patterns

A B C A B C A B

A B C A B C A B

A B C A B C A B

©thisreadingmama.com

Cover the patterns using playdough, pom poms, buttons, or other small manipulatives.

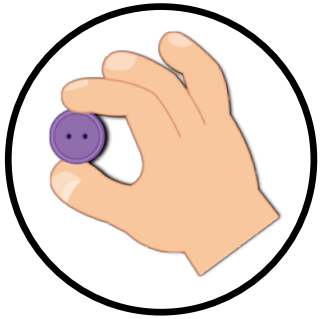



level 2
PATTERN MATS

©thisreadingmama.com

Finish the **ABAB** Patterns

A B A B

A B A B

A B A B

©thisreadingmama.com

Finish the patterns using playdough, pom poms, buttons, other small manipulatives, or dot paint.

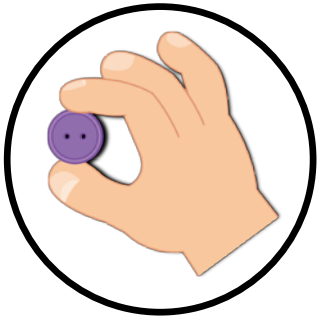


Finish the **AABB** Patterns

A A B B

A A B B

A A B B

©thisreadingmama.com

Finish the patterns using playdough, pom poms, buttons, other small manipulatives, or dot paint.

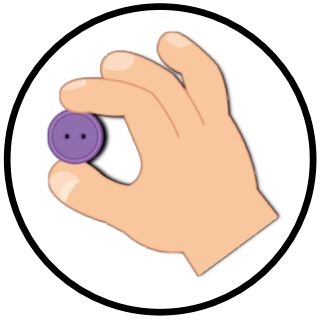


Finish AAB Patterns

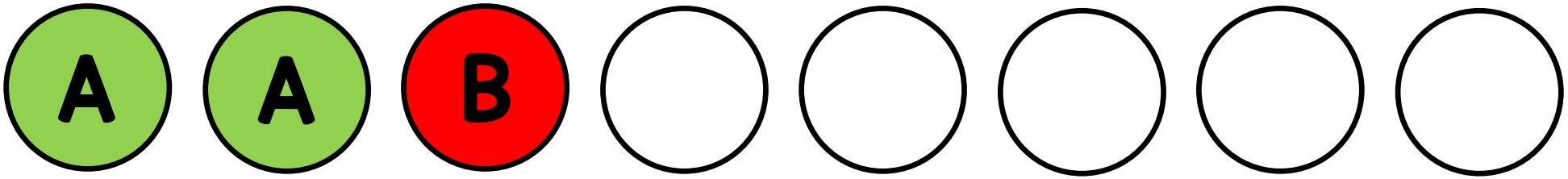

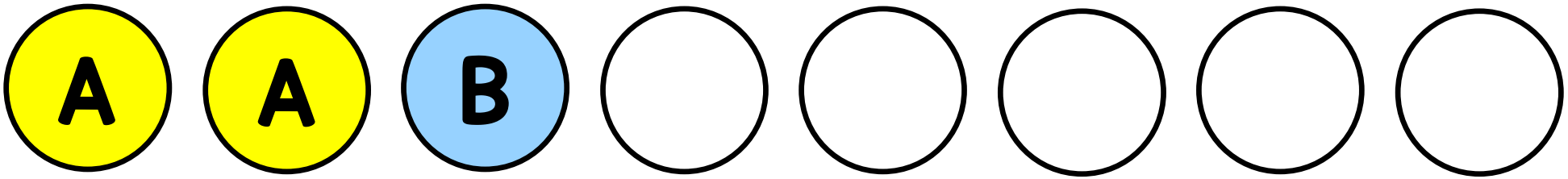

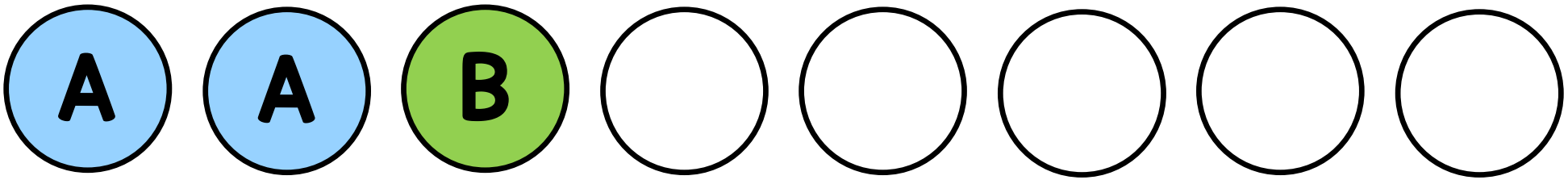

©thisreadingmama.com

Finish the patterns using playdough, pom poms, buttons, other small manipulatives, or dot paint.

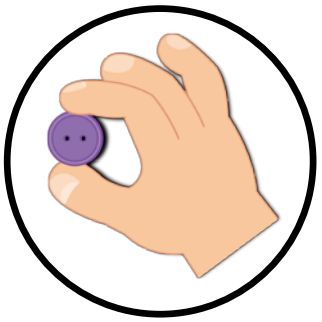



Finish the ABB Patterns

A B B

A B B

A B B

©thisreadingmama.com

Finish the patterns using playdough, pom poms, buttons, other small manipulatives, or dot paint.

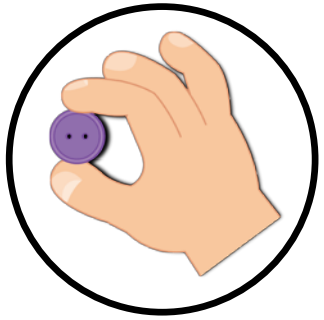


Finish the ABC Patterns

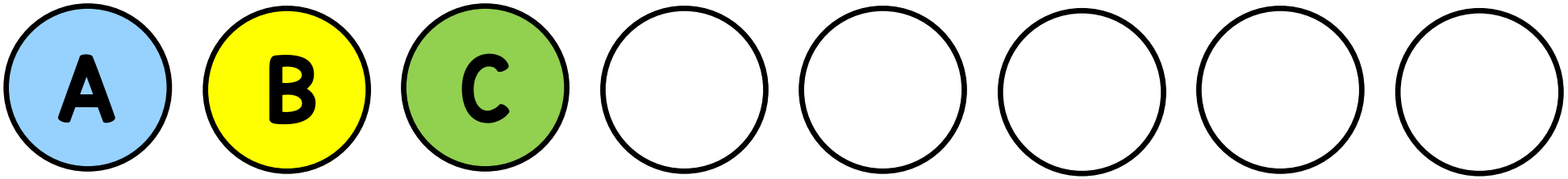

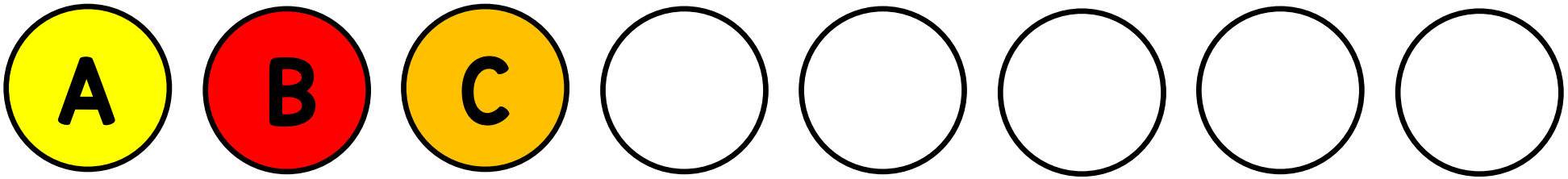

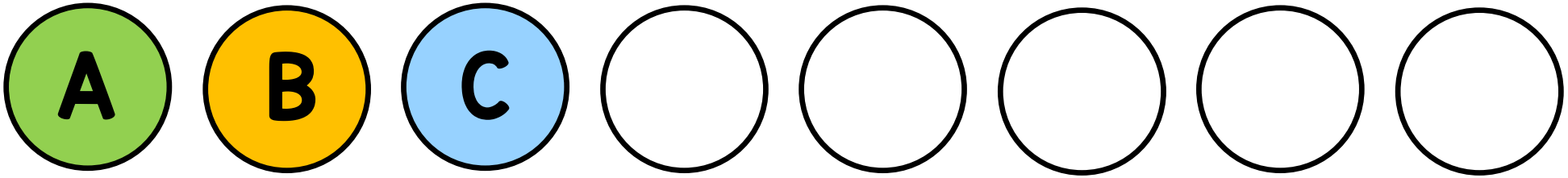

©thisreadingmama.com

Finish the patterns using playdough, pom poms, buttons, other small manipulatives, or dot paint.

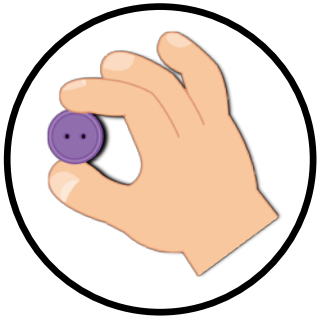



level 3
PATTERN MATS

©thisreadingmama.com

Make Your Own **ABAB** Patterns

©thisreadingmama.com

Make your own patterns using playdough, pom poms, buttons, other small manipulatives, or dot paint.

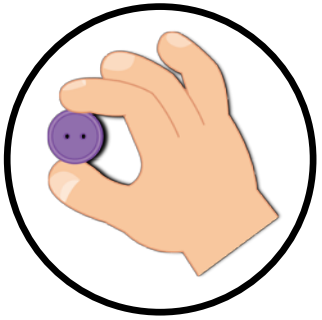


Make Your Own **AABB** Patterns

©thisreadingmama.com

Make your own patterns using playdough, pom poms, buttons, other small manipulatives, or dot paint.

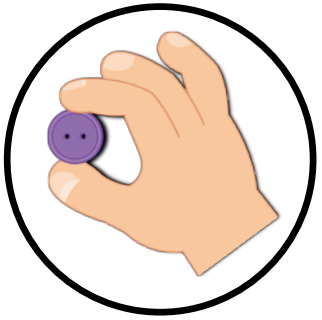


Make Your Own **AAB** Patterns

©thisreadingmama.com

Make your own patterns using playdough, pom poms, buttons, other small manipulatives, or dot paint.

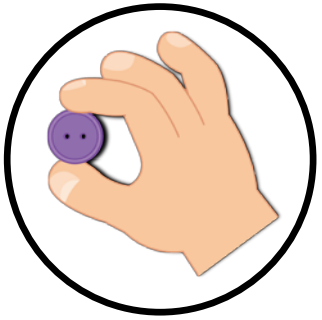


Make Your Own **ABB** Patterns

©thisreadingmama.com

Make your own patterns using playdough, pom poms, buttons, other small manipulatives, or dot paint.

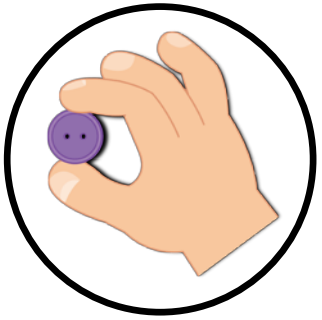


Make Your Own **ABC** Patterns

©thisreadingmama.com

Make your own patterns using playdough, pom poms, buttons, other small manipulatives, or dot paint.

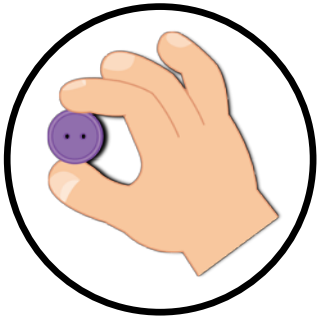


fine motor
MEASUREMENT MATS

©thisreadingmama.com

Make a line that is **equal** to the pencil.



Use this space.

©thisreadingmama.com

Use playdough, pom poms, buttons, other small manipulatives, or dot paint.

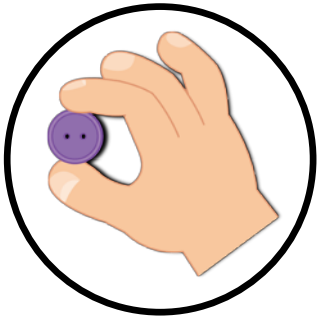



Make a line that is **equal** to the snake.

Use this space.

©thisreadingmama.com

Use playdough, pom poms, buttons, other small manipulatives, or dot paint.

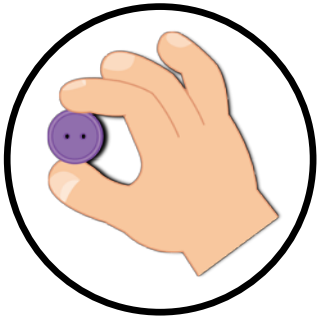



Make a line that is **equal** to the arrow.



Use this space.

©thisreadingmama.com

Use playdough, pom poms, buttons, other small manipulatives, or dot paint.

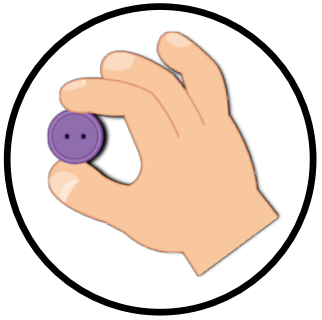



Make a line that is **longer** than the alligator.



Use this space.

©thisreadingmama.com

Use playdough, pom poms, buttons, other small manipulatives, or dot paint.

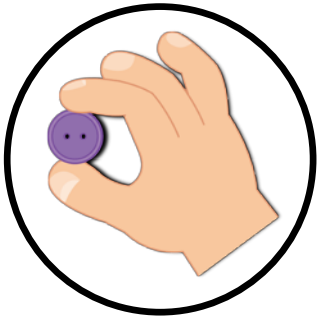



Make a line that is **longer** than the hammer.



Use this space.

©thisreadingmama.com

Use playdough, pom poms, buttons, other small manipulatives, or dot paint.

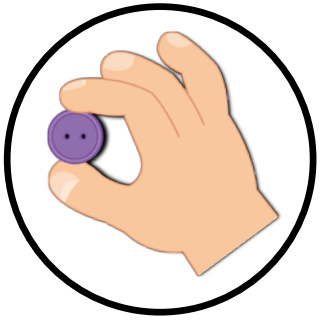



Make a line that is **longer** than the caterpillar.



Use this space.

©thisreadingmama.com

Use playdough, pom poms, buttons, other small manipulatives, or dot paint.

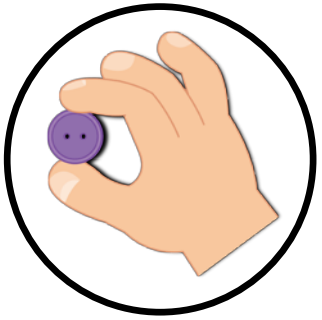



Make a line that is **shorter** than the crayon.

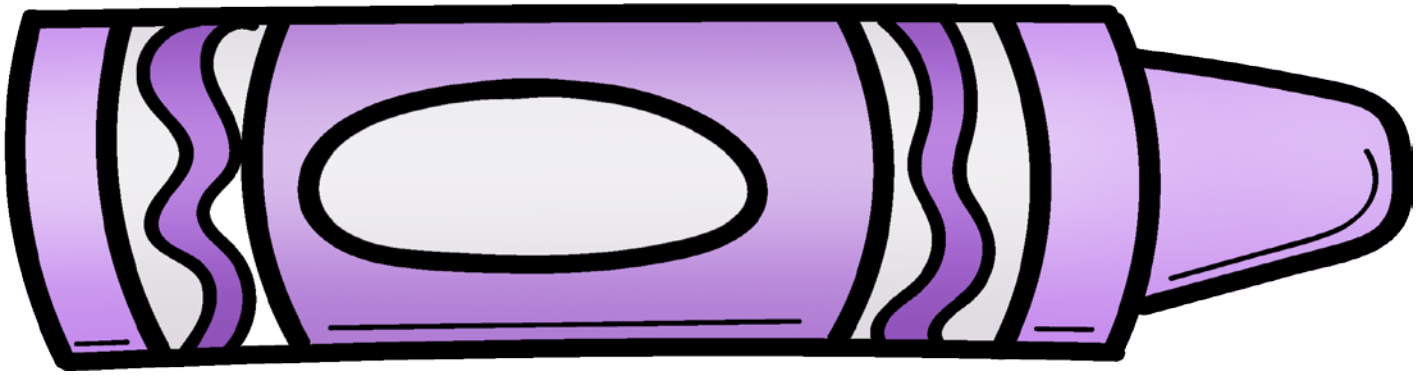

Use this space.

©thisreadingmama.com

Use playdough, pom poms, buttons, other small manipulatives, or dot paint.

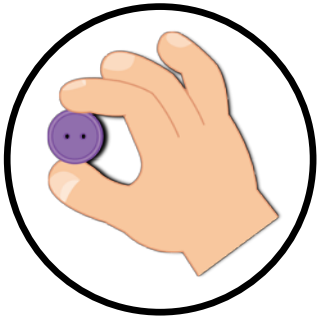



Make a line that is **shorter** than the brick.



Use this space.

©thisreadingmama.com

Use playdough, pom poms, buttons, other small manipulatives, or dot paint.

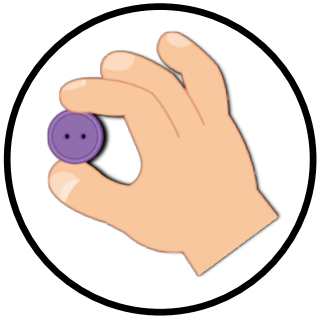



Make a line that is **shorter** than the limousine.

Use this space.

©thisreadingmama.com

Use playdough, pom poms, buttons, other small manipulatives, or dot paint.

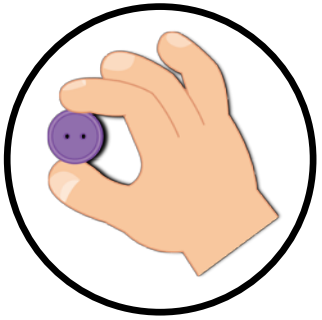



Make a line that is **equal** to the cat.

Use this space.



©thisreadingmama.com

Use playdough, pom poms, buttons, other small manipulatives, or dot paint.




Make a line that is **equal** to the flower.

Use this space.



©thisreadingmama.com

Use playdough, pom poms, buttons, other small manipulatives, or dot paint.





Make a line that is **equal** to the boy.

Use this space.



©thisreadingmama.com

Use playdough, pom poms, buttons, other small manipulatives, or dot paint.




Make a line that is **taller** than the snail.

Use this space.



©thisreadingmama.com

Use playdough, pom poms, buttons, other small manipulatives, or dot paint.





Make a line that is **taller** than the key.

Use this space.

©thisreadingmama.com

Use playdough, pom poms, buttons, other small manipulatives, or dot paint.





Make a line that is **taller** than the ladder.



Use this space.

©thisreadingmama.com

Use playdough, pom poms, buttons, other small manipulatives, or dot paint.




Make a line that is **shorter** than the ice cream cone.

Use this space.

©thisreadingmama.com

Use playdough, pom poms, buttons, other small manipulatives, or dot paint.





Make a line that is **shorter** than the tree.

Use this space.

©thisreadingmama.com

Use playdough, pom poms, buttons, other small manipulatives, or dot paint.




Make a line that is **shorter** than the giraffe.

Use this space.

©thisreadingmama.com

Use playdough, pom poms, buttons, other small manipulatives, or dot paint.




fine motor
COMPARING NUMBERS MATS

©thisreadingmama.com

fine motor

EQUAL & NOT EQUAL MATS

©thisreadingmama.com

Cover the dots to match the number on each row.

3

3

Are they **equal**?

©thisreadingmama.com

Use playdough, pom poms, buttons, other small manipulatives, or dot paint to count & cover the answer.

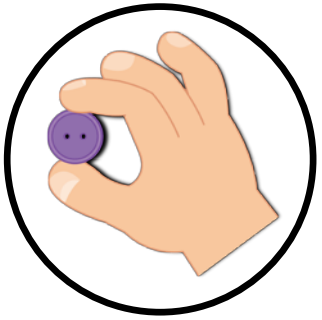



Cover the dots to match the number on each row.

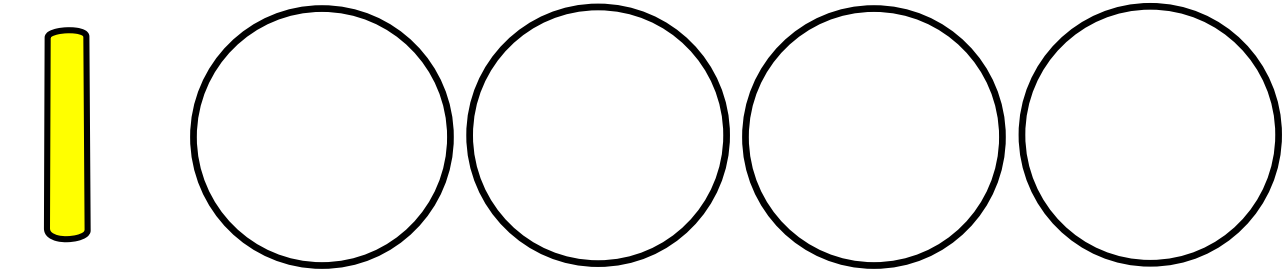

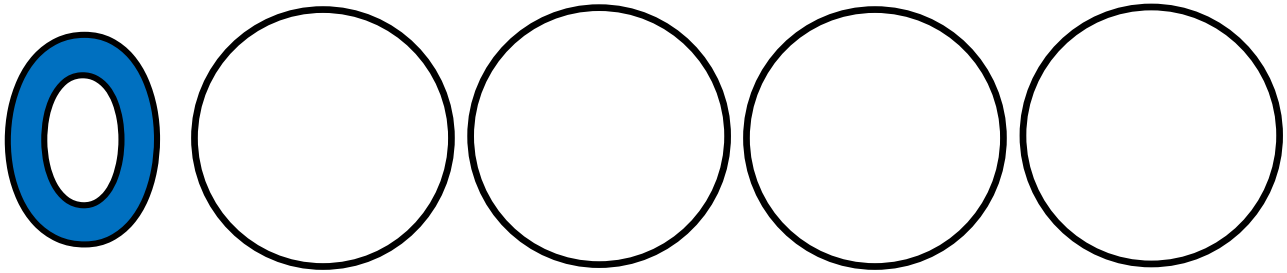

Are they **equal**?

©thisreadingmama.com

Use playdough, pom poms, buttons, other small manipulatives, or dot paint to count & cover the answer.

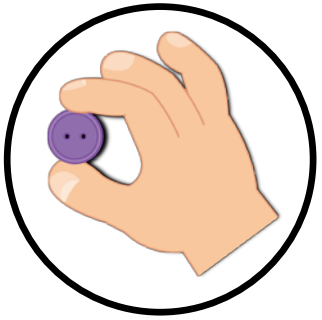



Cover the dots to match the number on each row.

2

2

Are they **equal**?

©thisreadingmama.com

Use playdough, pom poms, buttons, other small manipulatives, or dot paint to count & cover the answer.

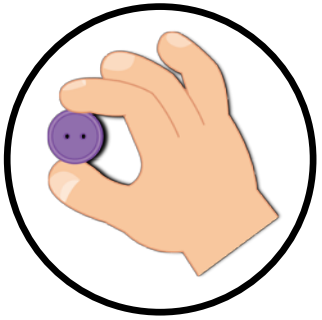



Cover the dots to match the number on each row.

4

3

Are they **equal**?

©thisreadingmama.com

Use playdough, pom poms, buttons, other small manipulatives, or dot paint to count & cover the answer.

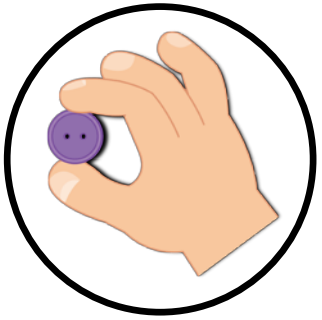



Cover the dots to match the number on each row.

4

4

Are they **equal**?

©thisreadingmama.com

Use playdough, pom poms, buttons, other small manipulatives, or dot paint to count & cover the answer.

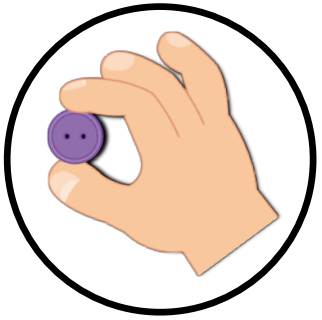



Cover the dots to match the number on each row.

2

4

Are they **equal**?

©thisreadingmama.com

Use playdough, pom poms, buttons, other small manipulatives, or dot paint to count & cover the answer.

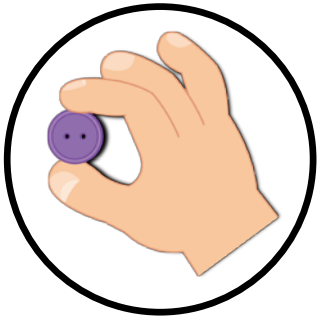



Cover the dots to match the number on each row.

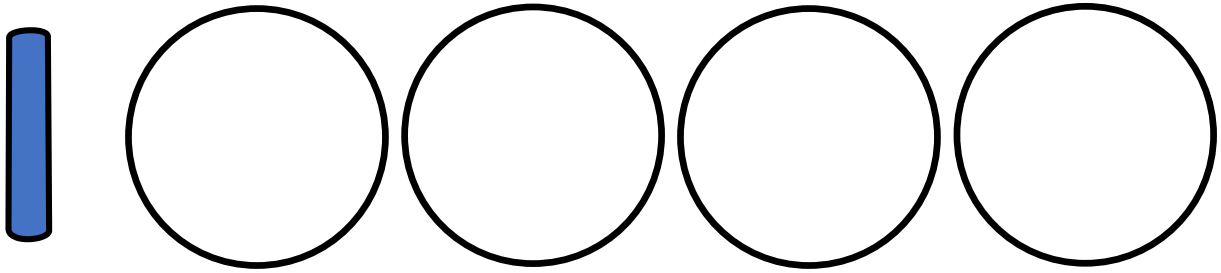

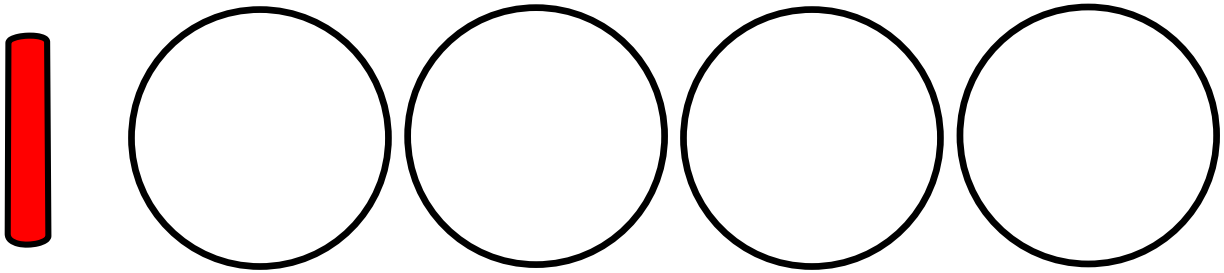

Are they **equal**?

©thisreadingmama.com

Use playdough, pom poms, buttons, other small manipulatives, or dot paint to count & cover the answer.

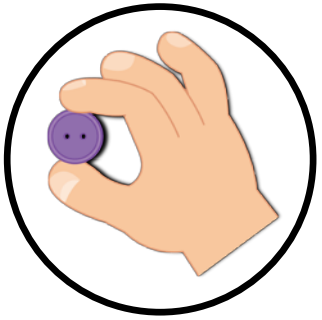



Cover the dots to match the number on each row.

0

4

Are they **equal**?

©thisreadingmama.com

Use playdough, pom poms, buttons, other small manipulatives, or dot paint to count & cover the answer.

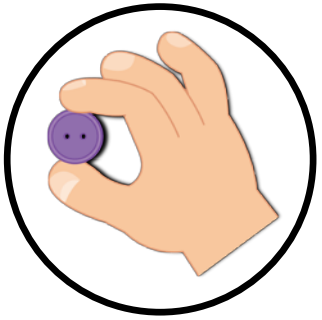



1-5

MORE OR LESS MATS

©thisreadingmama.com

Cover the dots to match the number on each row.

Which number is **more**?

3

5

©thisreadingmama.com

Use playdough, pom poms, buttons, other small manipulatives, or dot paint to count out each number.

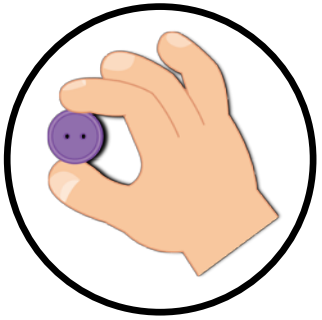



Cover the dots to match the number on each row.

Which number is **more**?

1

3

©thisreadingmama.com

Use playdough, pom poms, buttons, other small manipulatives, or dot paint to count out each number.

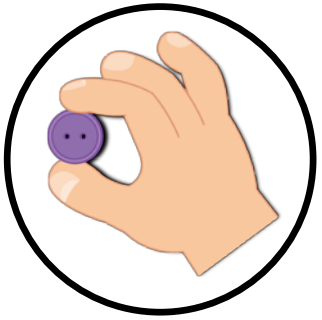



Cover the dots to match the number on each row.

Which number is **more**?

4

2

©thisreadingmama.com

Use playdough, pom poms, buttons, other small manipulatives, or dot paint to count out each number.

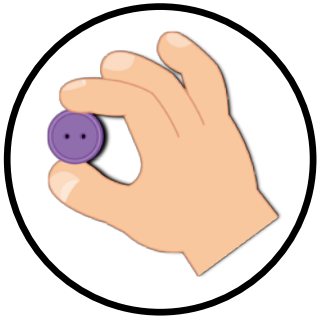



Cover the dots to match the number on each row.

Which number is **more**?

5

2

©thisreadingmama.com

Use playdough, pom poms, buttons, other small manipulatives, or dot paint to count out each number.

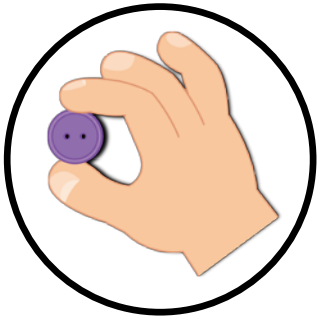



Cover the dots to match the number on each row.

Which number is **less**?

3

4

©thisreadingmama.com

Use playdough, pom poms, buttons, other small manipulatives, or dot paint to count out each number.

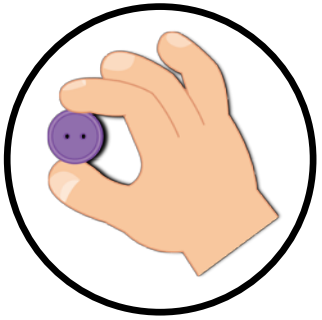



Cover the dots to match the number on each row.

Which number is **less**?

5

1

©thisreadingmama.com

Use playdough, pom poms, buttons, other small manipulatives, or dot paint to count out each number.

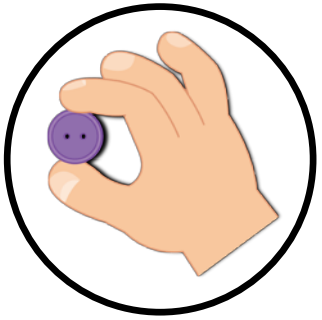



Cover the dots to match the number on each row.

Which number is **less**?

3

2

©thisreadingmama.com

Use playdough, pom poms, buttons, other small manipulatives, or dot paint to count out each number.

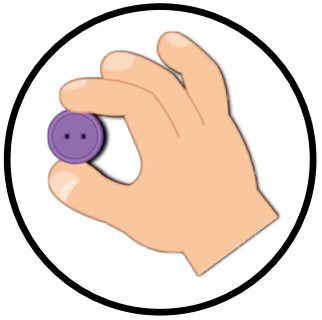



Cover the dots to match the number on each row.

Which number is **less**?

4

5

©thisreadingmama.com

Use playdough, pom poms, buttons, other small manipulatives, or dot paint to count out each number.

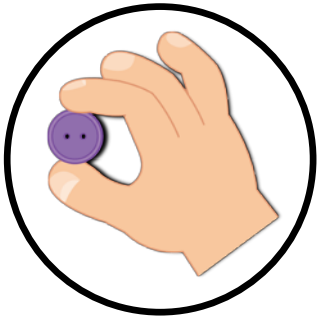



for 1-10

MORE OR LESS MATS

©thisreadingmama.com

Cover the ten frames to match the numbers.

Which number is **more**?

2

7

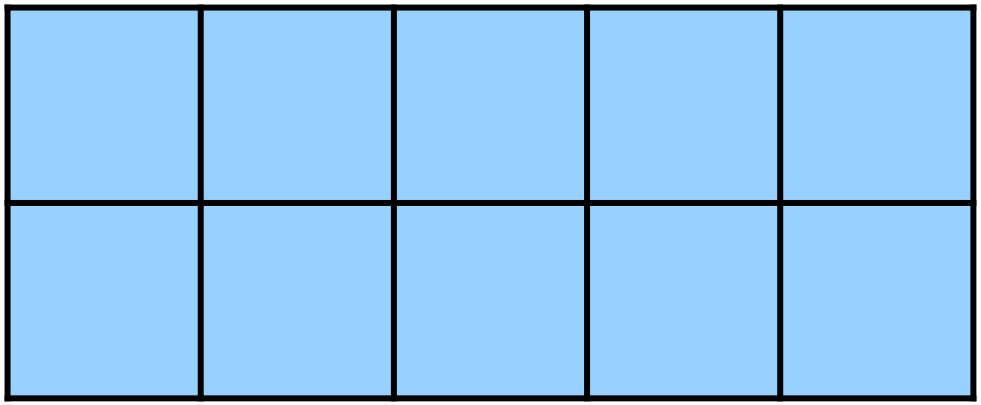



©thisreadingmama.com

Use playdough, pom poms, buttons, other small manipulatives, or dot paint to count out each number.

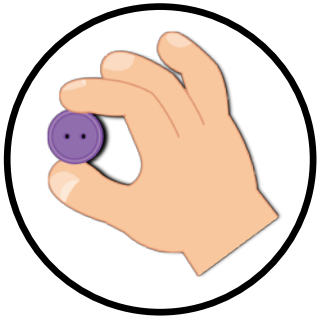



Cover the ten frames to match the numbers.

Which number is **more**?

8

10



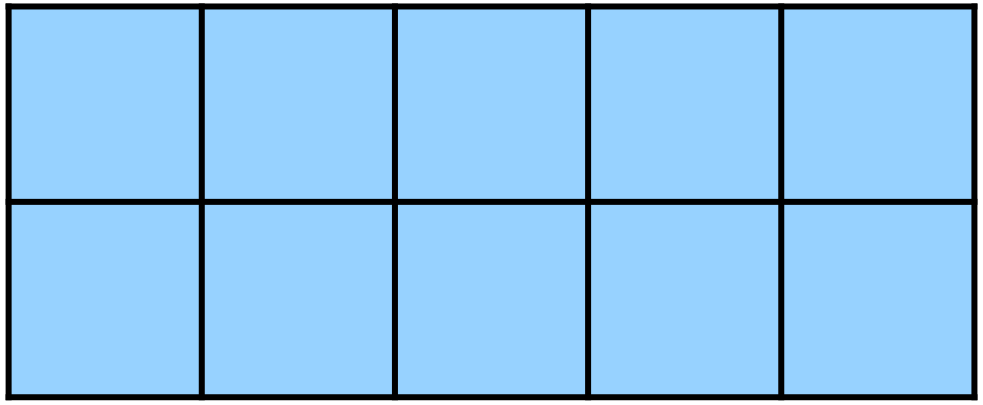

©thisreadingmama.com

Use playdough, pom poms, buttons, other small manipulatives, or dot paint to count out each number.

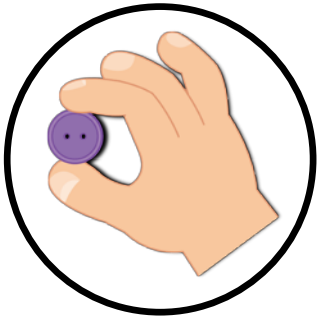



Cover the ten frames to match the numbers.

Which number is **more**?

7

5





©thisreadingmama.com

Use playdough, pom poms, buttons, other small manipulatives, or dot paint to count out each number.

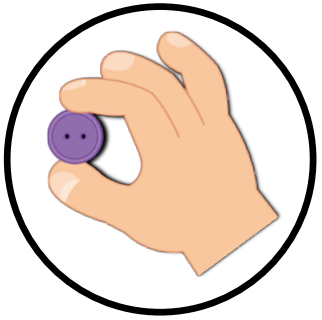



Cover the ten frames to match the numbers.

Which number is **more**?

9

3





©thisreadingmama.com

Use playdough, pom poms, buttons, other small manipulatives, or dot paint to count out each number.

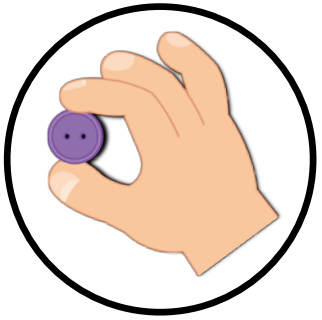



Cover the ten frames to match the numbers.

Which number is **more**?

10

9





©thisreadingmama.com

Use playdough, pom poms, buttons, other small manipulatives, or dot paint to count out each number.

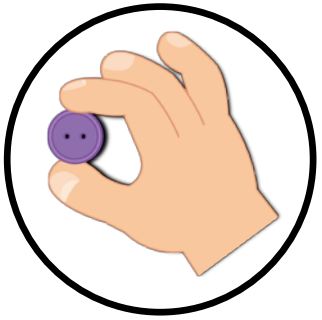



Cover the ten frames to match the numbers.

Which number is **more**?

7

1





©thisreadingmama.com

Use playdough, pom poms, buttons, other small manipulatives, or dot paint to count out each number.

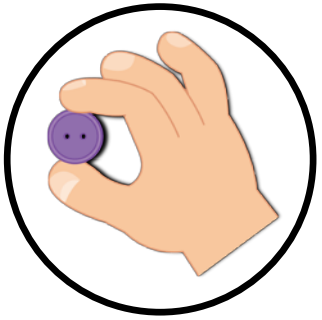



Cover the ten frames to match the numbers.

Which number is **less**?

8

4





©thisreadingmama.com

Use playdough, pom poms, buttons, other small manipulatives, or dot paint to count out each number.

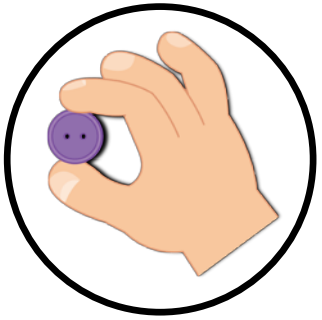



Cover the ten frames to match the numbers.

Which number is **less**?

6

9



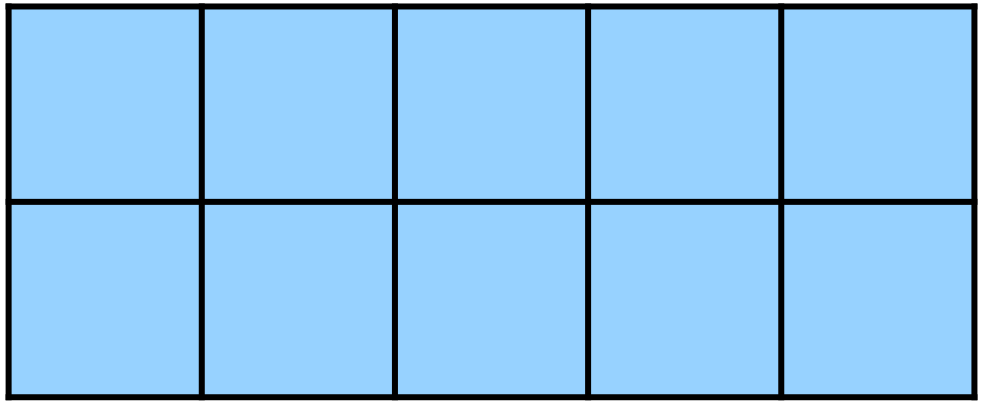

©thisreadingmama.com

Use playdough, pom poms, buttons, other small manipulatives, or dot paint to count out each number.

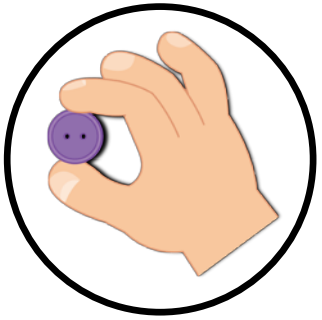



Cover the ten frames to match the numbers.

Which number is **less**?

10

7





©thisreadingmama.com

Use playdough, pom poms, buttons, other small manipulatives, or dot paint to count out each number.

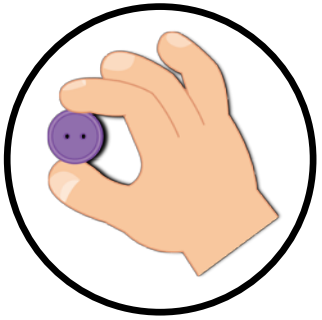



Cover the ten frames to match the numbers.

Which number is **less**?

3

6





©thisreadingmama.com

Use playdough, pom poms, buttons, other small manipulatives, or dot paint to count out each number.

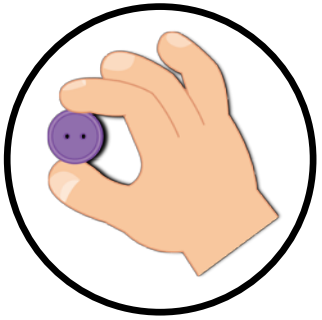



Cover the ten frames to match the numbers.

Which number is **less**?

4

10

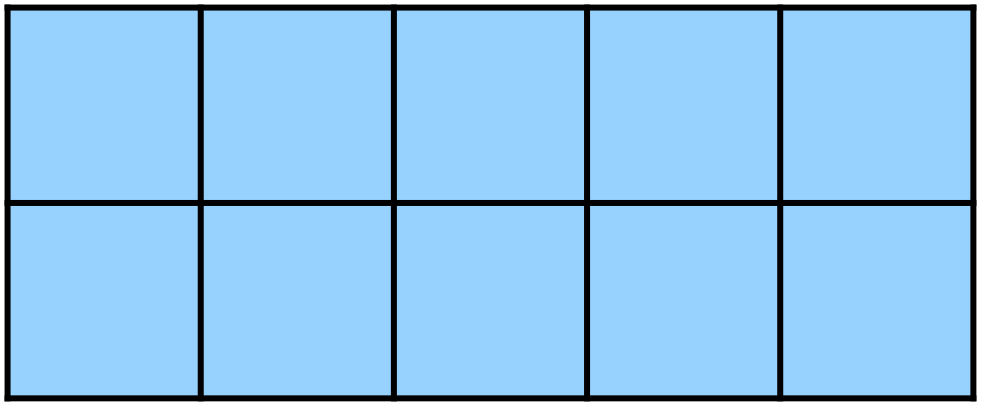



©thisreadingmama.com

Use playdough, pom poms, buttons, other small manipulatives, or dot paint to count out each number.

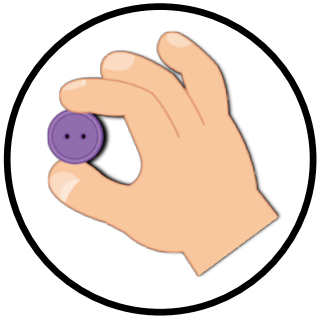



Cover the ten frames to match the numbers.

Which number is **less**?

7

8





©thisreadingmama.com

Use playdough, pom poms, buttons, other small manipulatives, or dot paint to count out each number.

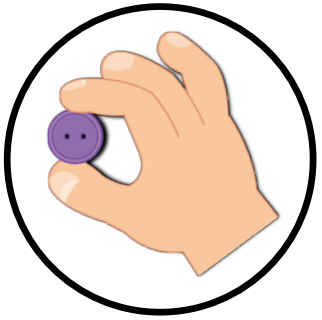



10-20

MORE OR LESS MATS

©thisreadingmama.com

Cover the ten frames to match the numbers. Which number is **more**?

12

15

©thisreadingmama.com

Use playdough, pom poms, buttons, other small manipulatives, or dot paint to count out each number.

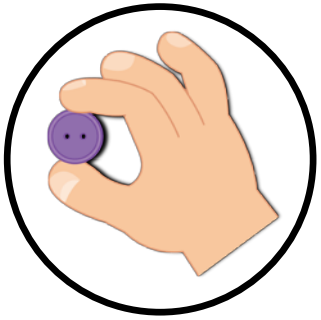



Cover the ten frames to match the numbers. Which number is **more**?

18

11

©thisreadingmama.com

Use playdough, pom poms, buttons, other small manipulatives, or dot paint to count out each number.

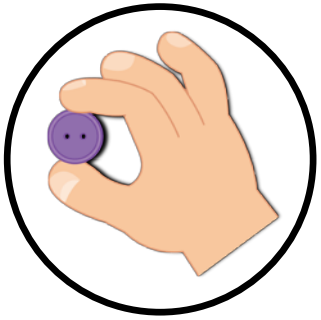



Cover the ten frames to match the numbers. Which number is **more**?

13

17

©thisreadingmama.com

Use playdough, pom poms, buttons, other small manipulatives, or dot paint to count out each number.

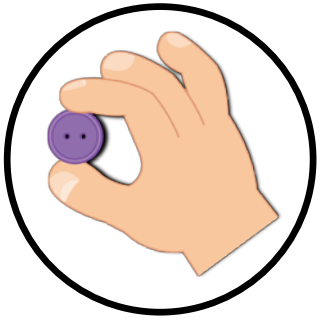



Cover the ten frames to match the numbers. Which number is **more**?

20

10

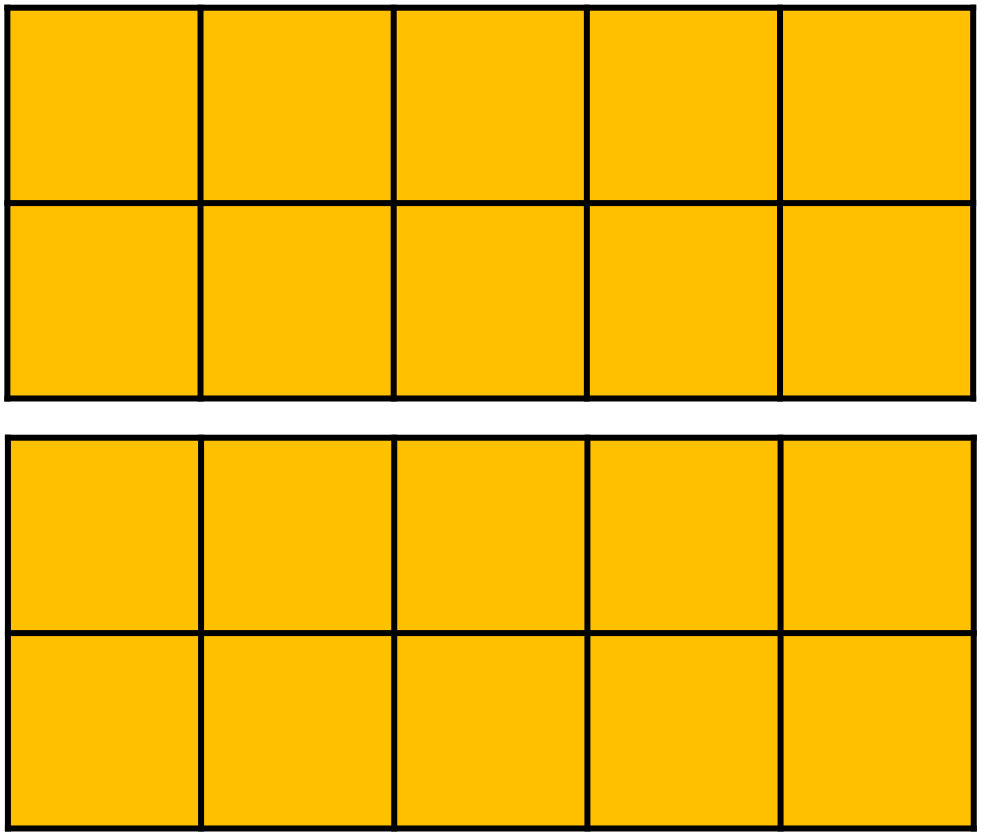

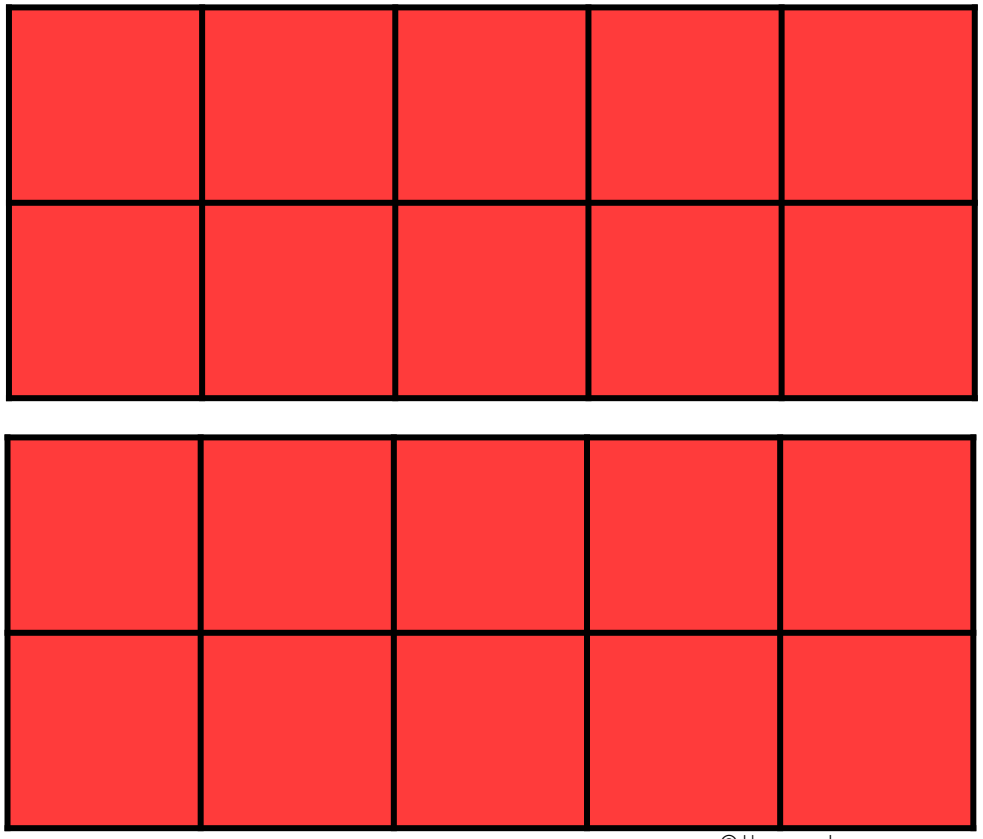

©thisreadingmama.com

Use playdough, pom poms, buttons, other small manipulatives, or dot paint to count out each number.

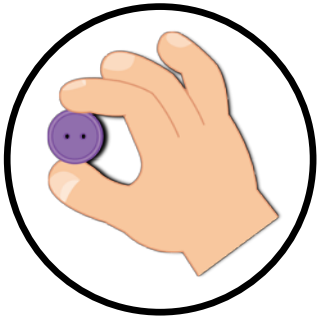



Cover the ten frames to match the numbers. Which number is **more**?

14

19

©thisreadingmama.com

Use playdough, pom poms, buttons, other small manipulatives, or dot paint to count out each number.

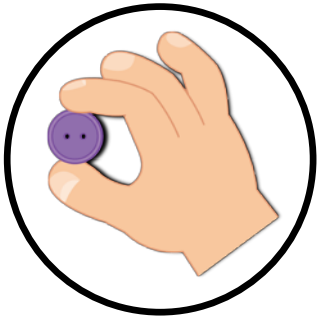



Cover the ten frames to match the numbers. Which number is **more**?

12

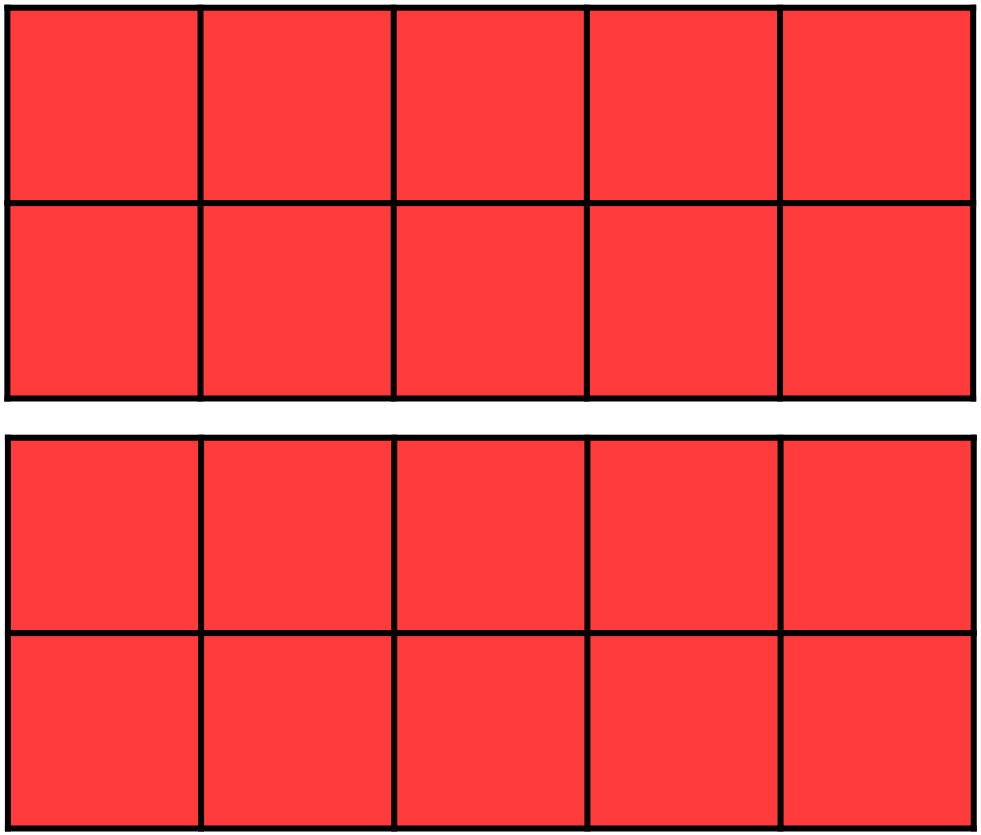

13

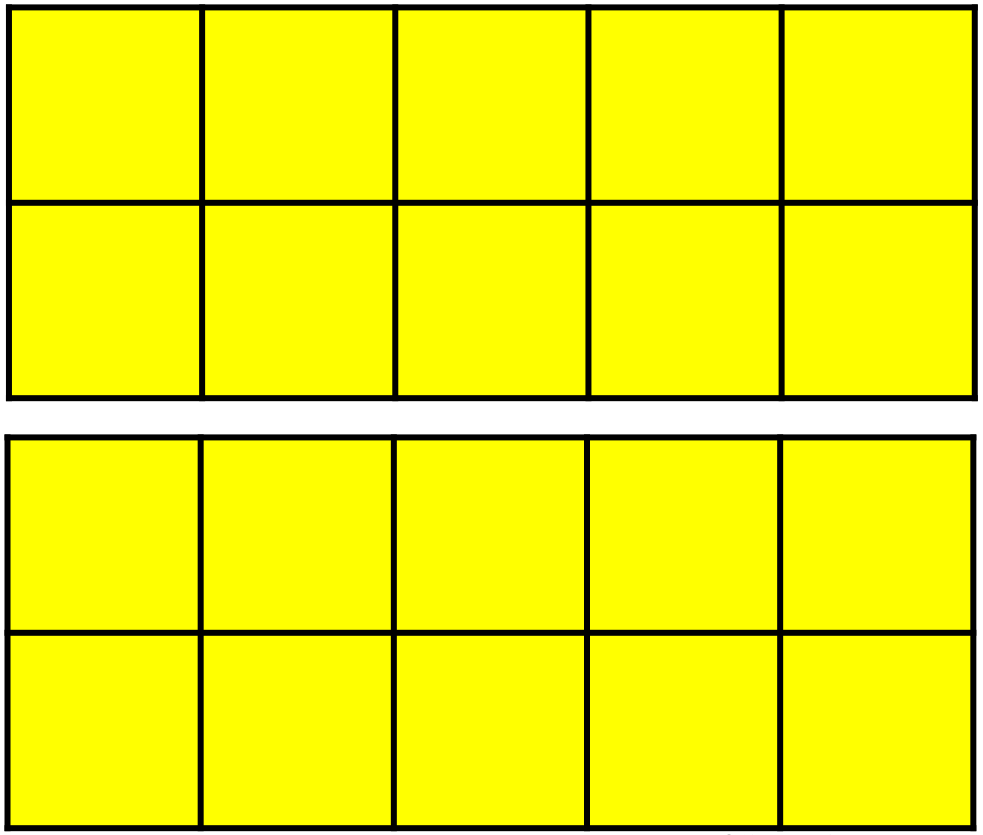

©thisreadingmama.com

Use playdough, pom poms, buttons, other small manipulatives, or dot paint to count out each number.

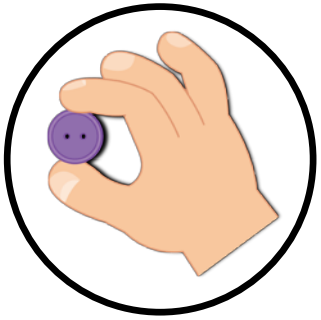



Cover the ten frames to match the numbers. Which number is **less**?

16

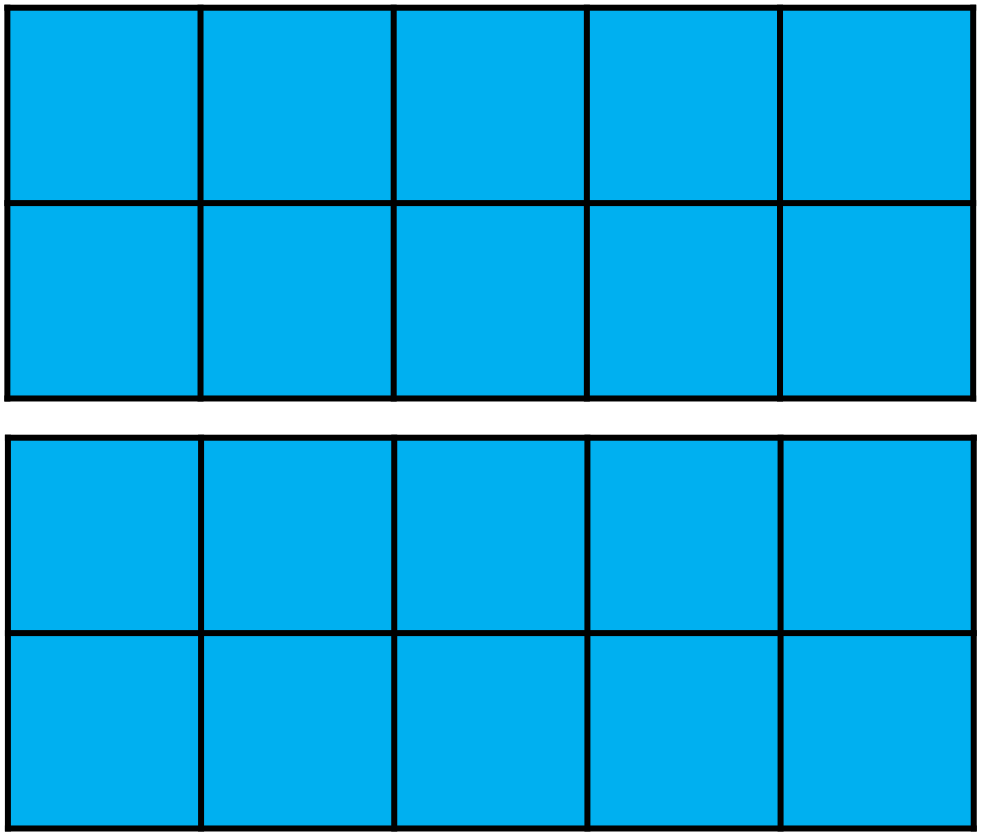

14

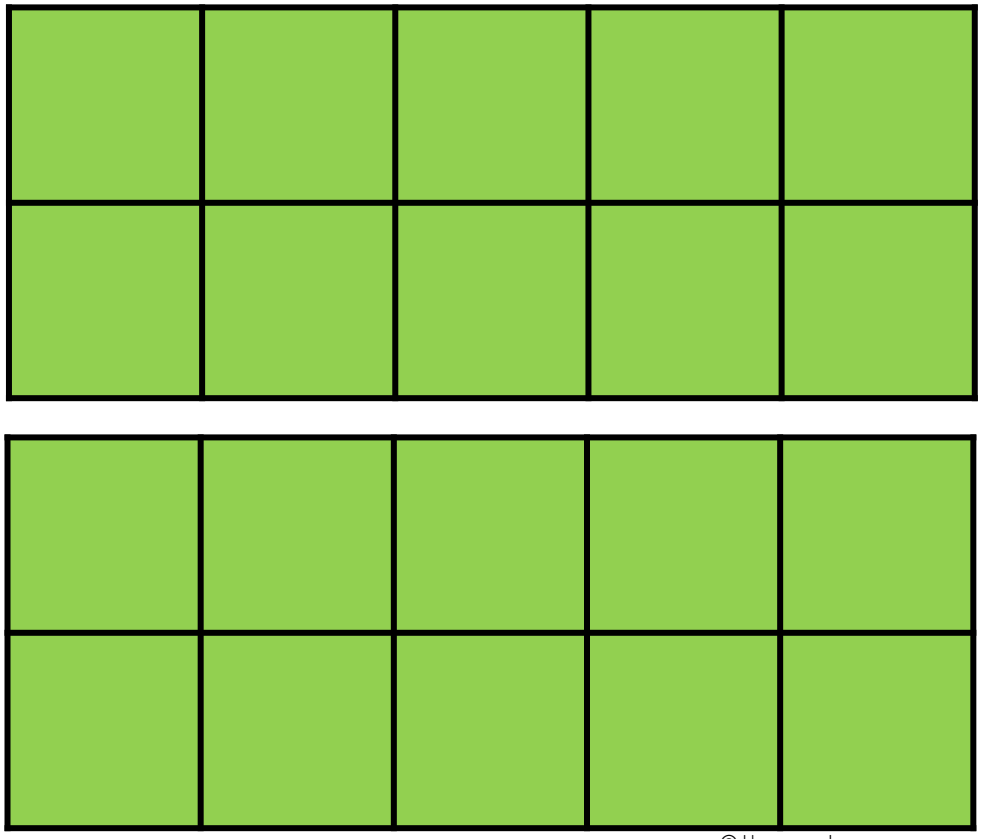

©thisreadingmama.com

Use playdough, pom poms, buttons, other small manipulatives, or dot paint to count out each number.

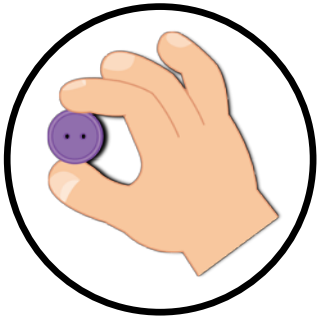



Cover the ten frames to match the numbers. Which number is **less**?

17

12

©thisreadingmama.com

Use playdough, pom poms, buttons, other small manipulatives, or dot paint to count out each number.

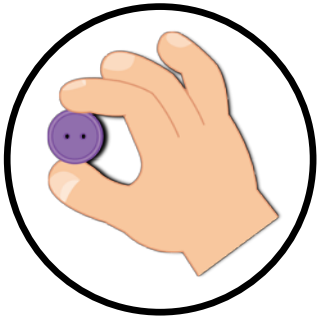



Cover the ten frames to match the numbers. Which number is **less**?

10

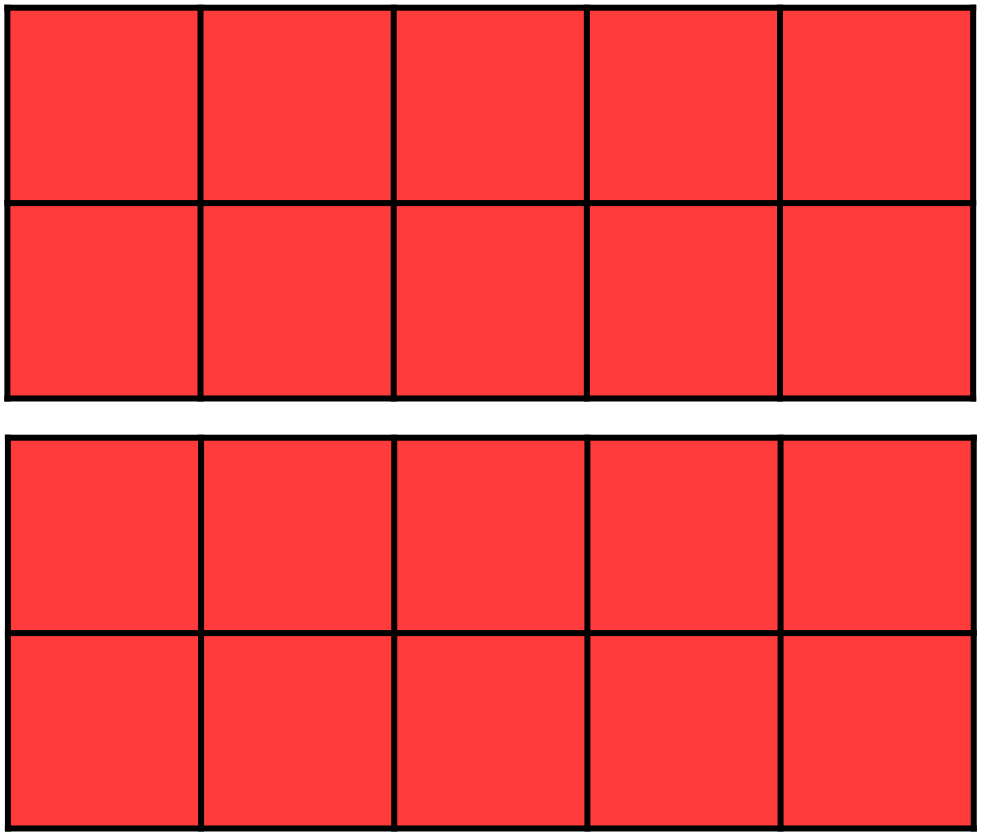

16

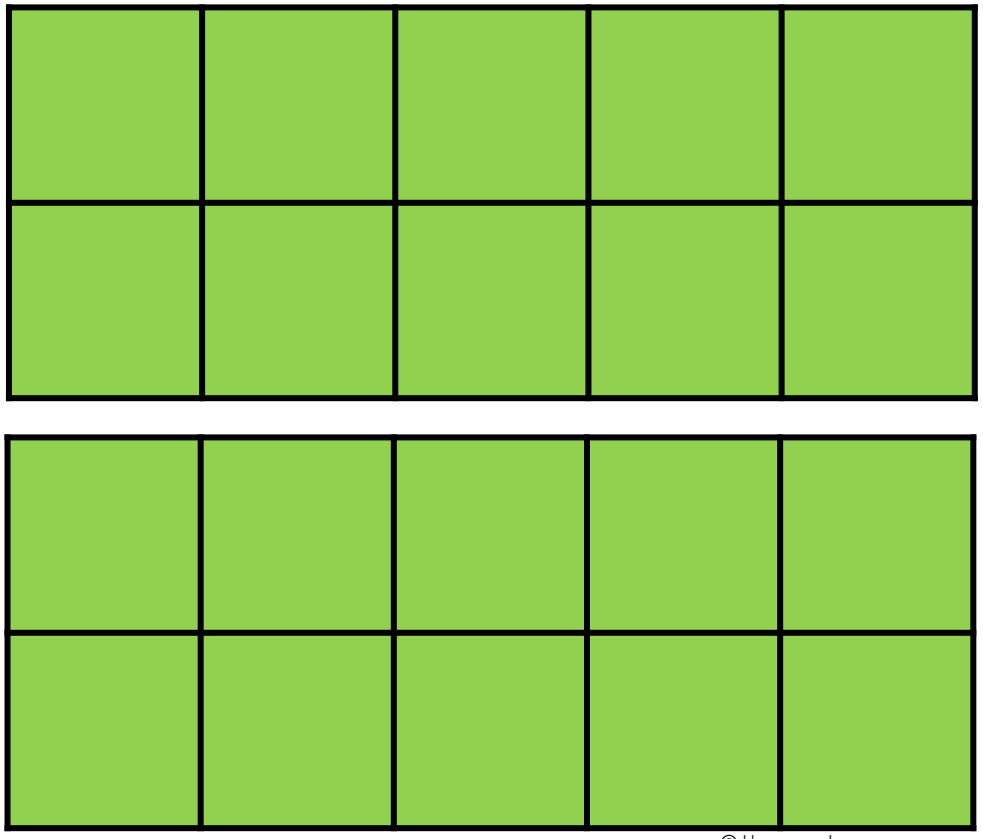

©thisreadingmama.com

Use playdough, pom poms, buttons, other small manipulatives, or dot paint to count out each number.

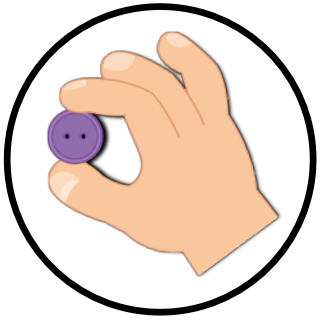



Cover the ten frames to match the numbers. Which number is **less**?

13

19

©thisreadingmama.com

Use playdough, pom poms, buttons, other small manipulatives, or dot paint to count out each number.

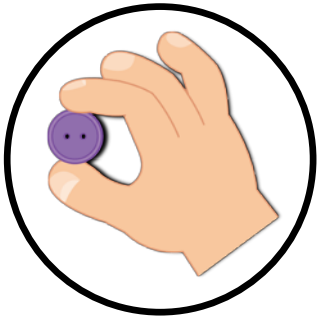



Cover the ten frames to match the numbers. Which number is **less**?

20

12

©thisreadingmama.com

Use playdough, pom poms, buttons, other small manipulatives, or dot paint to count out each number.

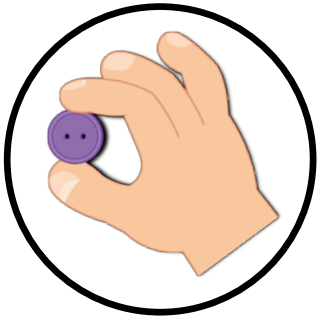



Cover the ten frames to match the numbers. Which number is **less**?

14

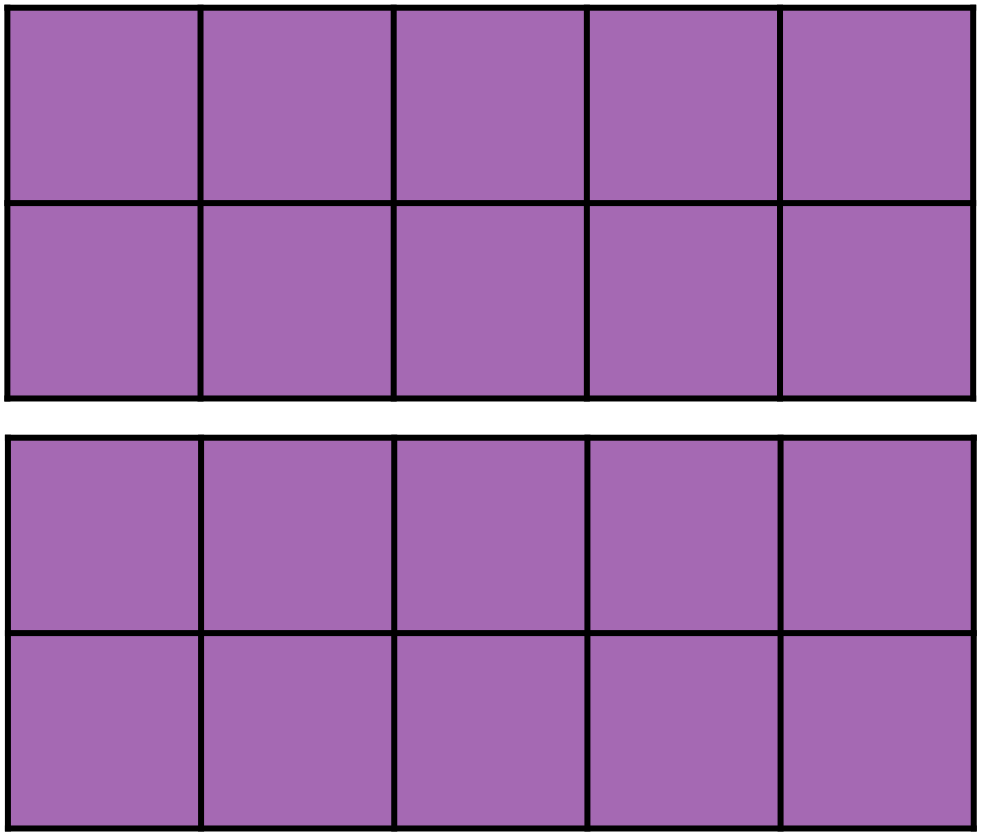

18

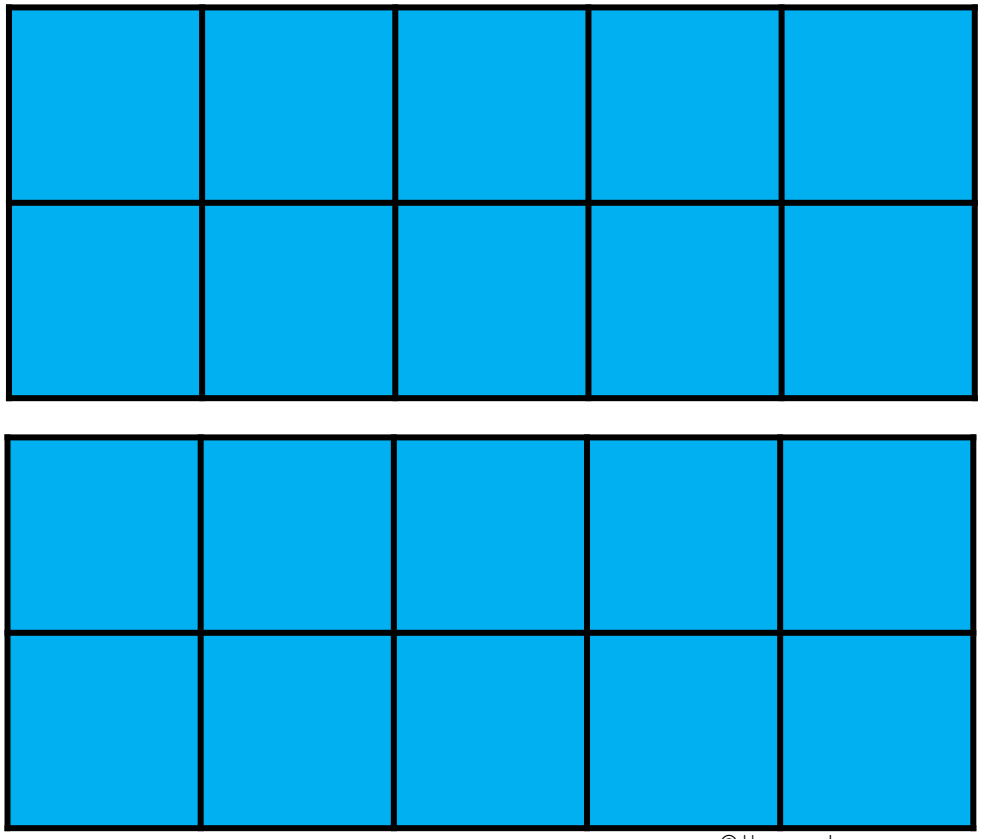

©thisreadingmama.com

Use playdough, pom poms, buttons, other small manipulatives, or dot paint to count out each number.

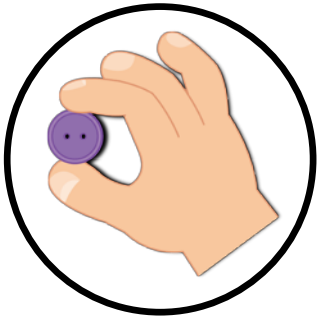



fine motor
ADDITION MATS

Directions: Learners should use one color manipulative for the first addend in the number sentence and a different color for the second addend. The colors they pick *do not* have to match the ones on the mats.

As learners cover the numbers, encourage them to count/say the numbers. When all the numbers are covered, ask them to count how many there are in all.

If you're working with learners one-on-one or in a small group, point back up to the equation and read it aloud like this: "That's right! So, two plus one equals three."

©thisreadingmama.com

level 1: color dots
ADDITION MATS

©thisreadingmama.com

Use the ten frame to show **1+1=2**



©thisreadingmama.com

Cover the ten frame using playdough, pom poms, buttons, or other small manipulatives.

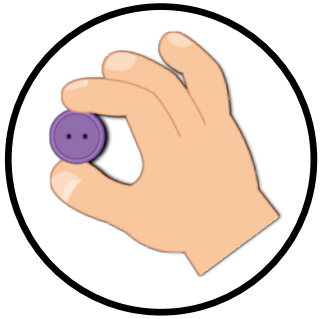



Use the ten frame to show **2+1=3**

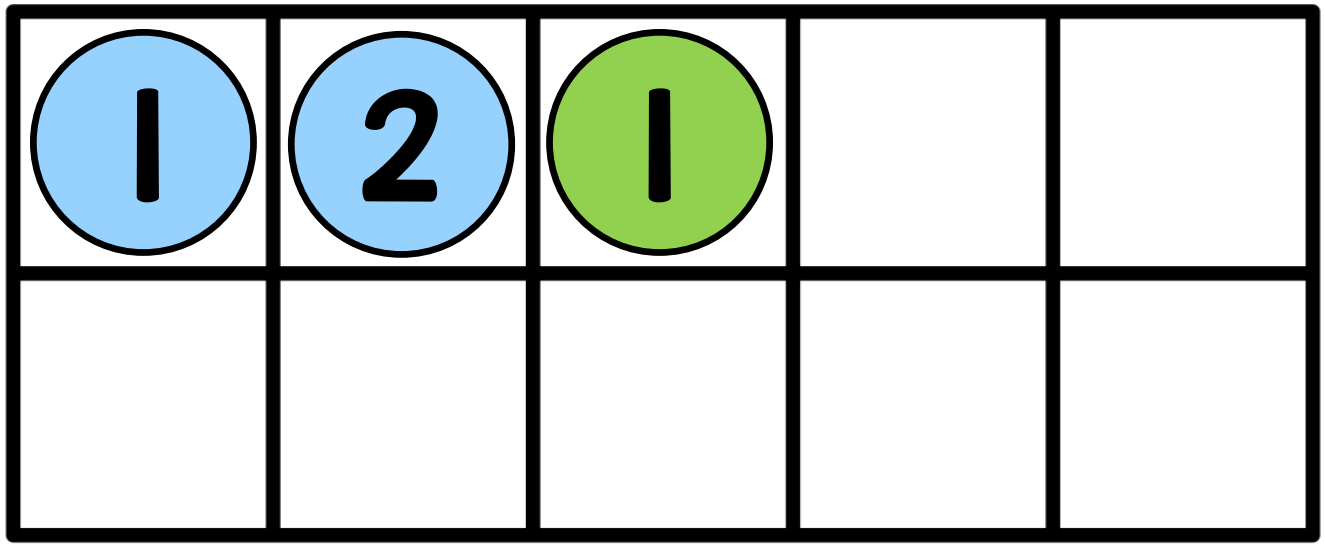

©thisreadingmama.com

Cover the ten frame using playdough, pom poms, buttons, or other small manipulatives.

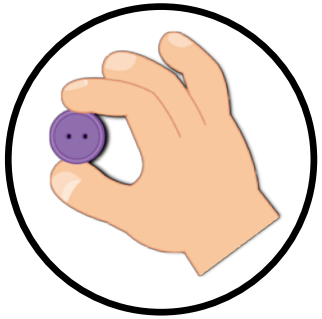



Use the ten frame to show **3+1=4**



©thisreadingmama.com

Cover the ten frame using playdough, pom poms, buttons, or other small manipulatives.

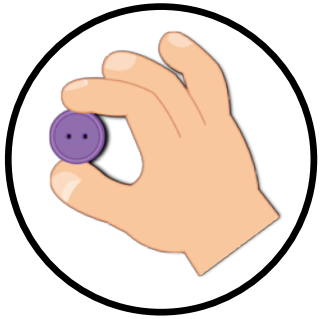



Use the ten frame to show **4+1=5**



©thisreadingmama.com

Cover the ten frame using playdough, pom poms, buttons, or other small manipulatives.

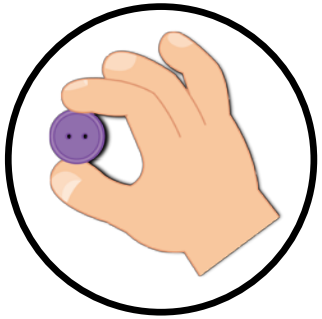



Use the ten frame to show **3 + 2 = 5**

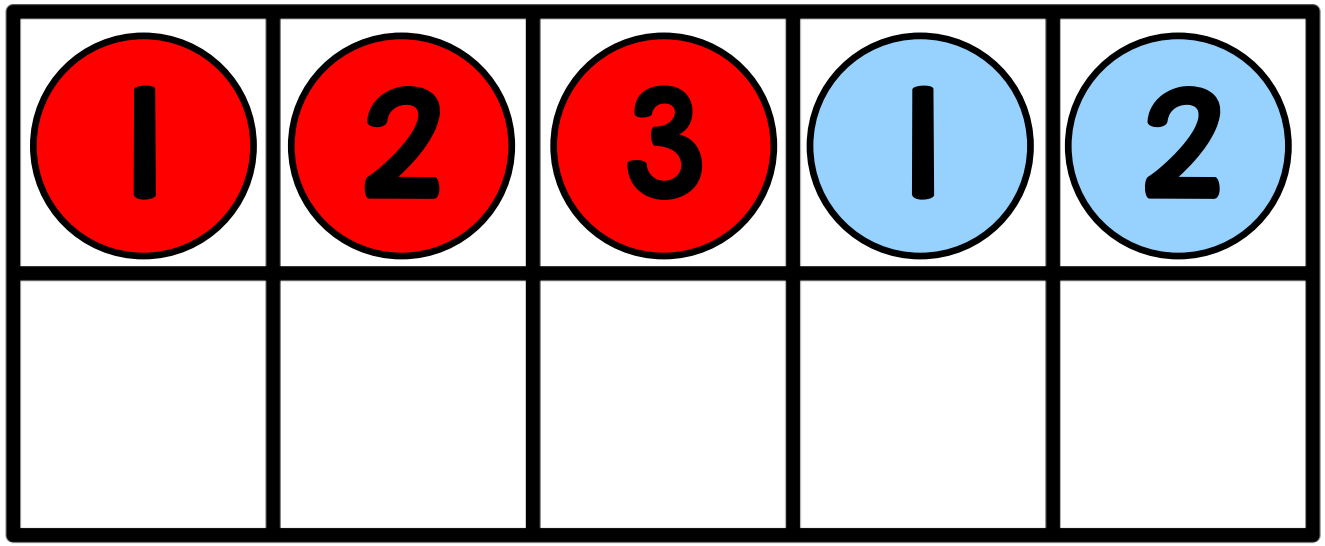

©thisreadingmama.com

Cover the ten frame using playdough, pom poms, buttons, or other small manipulatives.

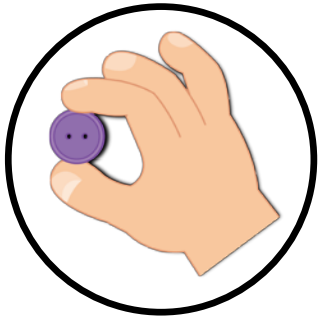



Use the ten frame to show **2 + 2 = 4**



©thisreadingmama.com

Cover the ten frame using playdough, pom poms, buttons, or other small manipulatives.

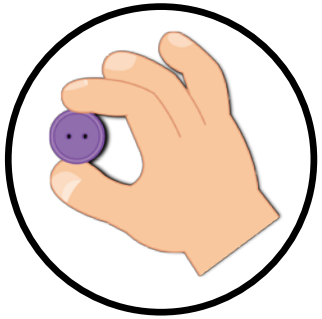



Use the ten frame to show **4 + 2 = 6**

1	2	3	4	1
2				

©thisreadingmama.com

Cover the ten frame using playdough, pom poms, buttons, or other small manipulatives.

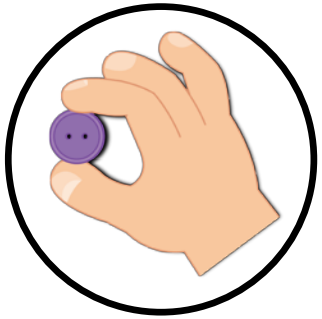


Use the ten frame to show **5 + 2 = 7**

1	2	3	4	5
1	2			

©thisreadingmama.com

Cover the ten frame using playdough, pom poms, buttons, or other small manipulatives.

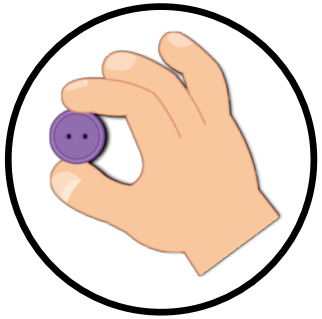


Use the ten frame to show **3 + 5 = 8**

1	2	3	1	2
3	4	5		

©thisreadingmama.com

Cover the ten frame using playdough, pom poms, buttons, or other small manipulatives.

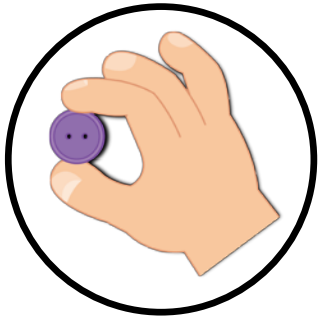


Use the ten frame to show **6 + 4 = 10**

1	2	3	4	5
6	1	2	3	4

©thisreadingmama.com

Cover the ten frame using playdough, pom poms, buttons, or other small manipulatives.

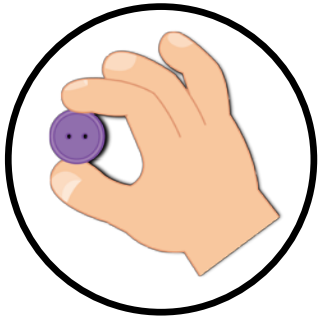


Use the ten frame to show **2 + 6 = 8**

1	2	1	2	3
4	5	6		

©thisreadingmama.com

Cover the ten frame using playdough, pom poms, buttons, or other small manipulatives.

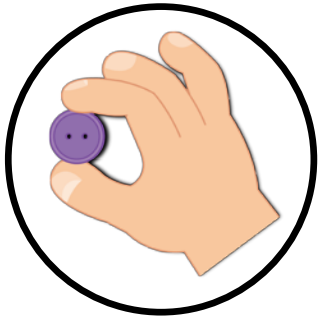


Use the ten frame to show **7+2=9**

1	2	3	4	5
6	7	1	2	

©thisreadingmama.com

Cover the ten frame using playdough, pom poms, buttons, or other small manipulatives.

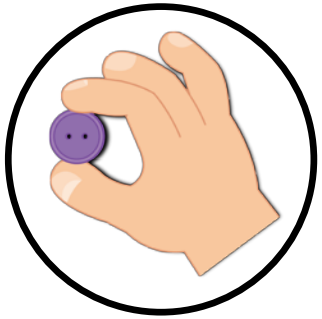


Use the ten frame to show **6 + 3 = 9**

1	2	3	4	5
6	1	2	3	

©thisreadingmama.com

Cover the ten frame using playdough, pom poms, buttons, or other small manipulatives.

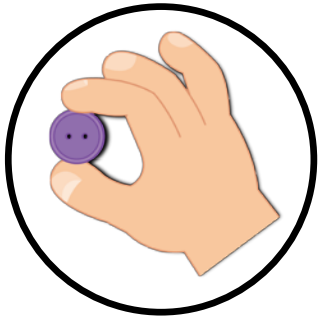


Use the ten frame to show **7+3=10**

1	2	3	4	5
6	7	1	2	3

©thisreadingmama.com

Cover the ten frame using playdough, pom poms, buttons, or other small manipulatives.

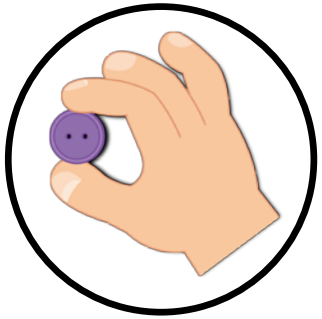


Use the ten frame to show **2 + 8 = 10**

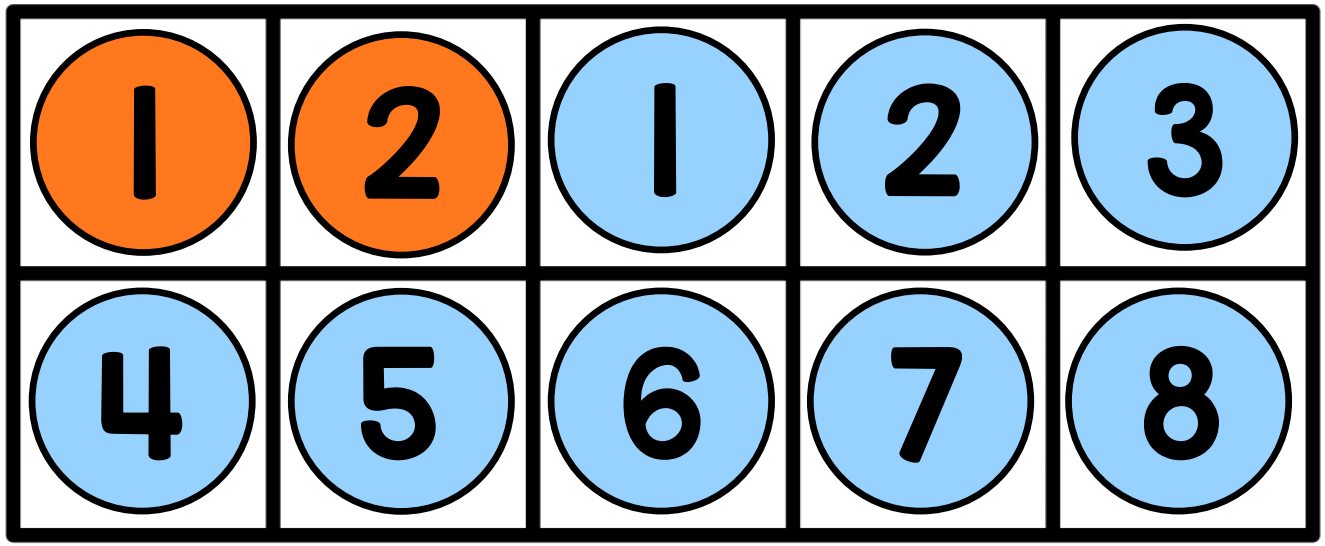

©thisreadingmama.com

Cover the ten frame using playdough, pom poms, buttons, or other small manipulatives.

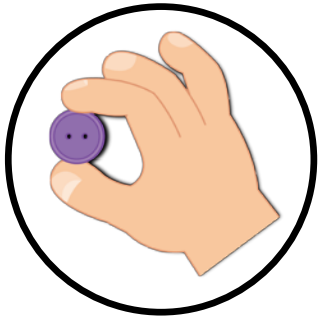



Use the ten frame to show **8+1=9**

1	2	3	4	5
6	7	8	1	

©thisreadingmama.com

Cover the ten frame using playdough, pom poms, buttons, or other small manipulatives.

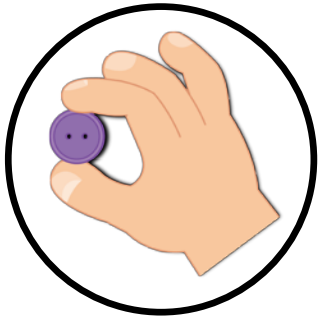


level 1: b/w dots
ADDITION MATS

©thisreadingmama.com

Use the ten frame to show **1+1=2**

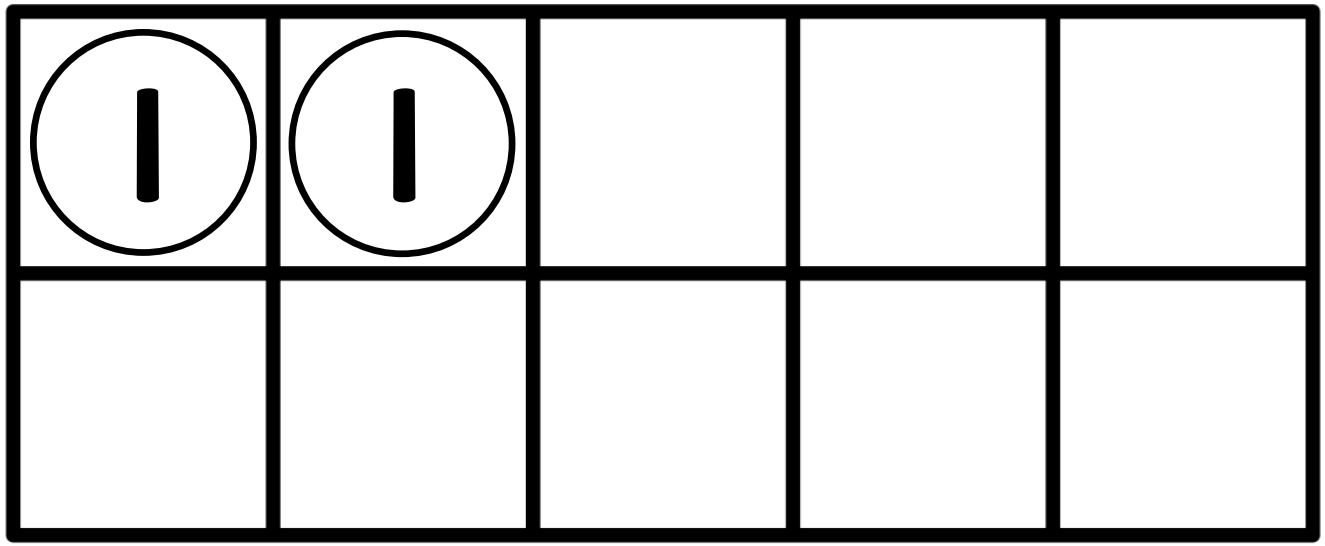

©thisreadingmama.com

Cover the ten frame using playdough, pom poms, buttons, other small manipulatives, or dot paint.

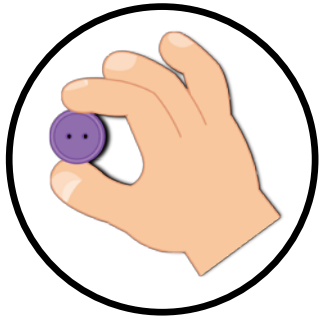


Use the ten frame to show **2+1=3**

1	2	1		

©thisreadingmama.com

Cover the ten frame using playdough, pom poms, buttons, other small manipulatives, or dot paint.

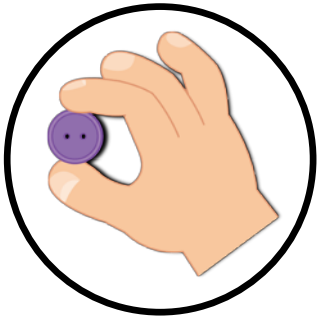


Use the ten frame to show **3+1=4**

1	2	3	1	

©thisreadingmama.com

Cover the ten frame using playdough, pom poms, buttons, other small manipulatives, or dot paint.

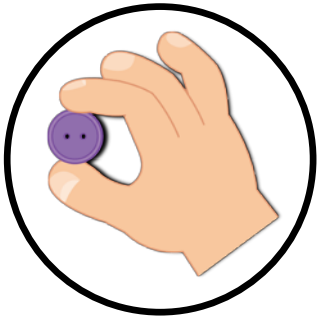


Use the ten frame to show **4+1=5**

1	2	3	4	1

©thisreadingmama.com

Cover the ten frame using playdough, pom poms, buttons, other small manipulatives, or dot paint.

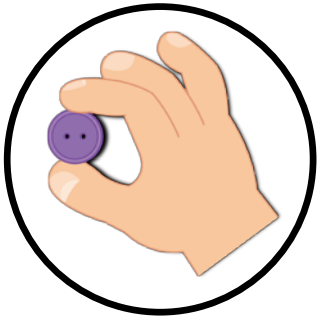


Use the ten frame to show **3 + 2 = 5**

1	2	3	1	2

©thisreadingmama.com

Cover the ten frame using playdough, pom poms, buttons, other small manipulatives, or dot paint.

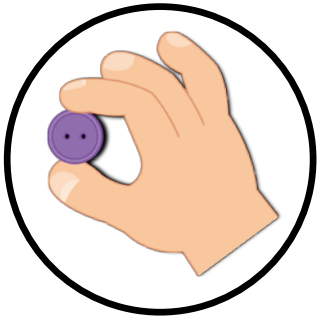


Use the ten frame to show **2 + 2 = 4**

1	2	1	2	

©thisreadingmama.com

Cover the ten frame using playdough, pom poms, buttons, other small manipulatives, or dot paint.

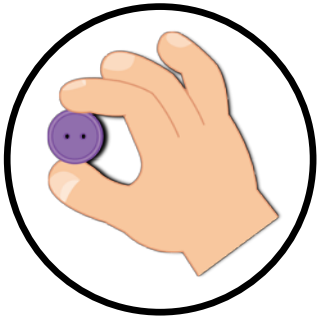


Use the ten frame to show **4 + 2 = 6**

1	2	3	4	1
2				

©thisreadingmama.com

Cover the ten frame using playdough, pom poms, buttons, other small manipulatives, or dot paint.

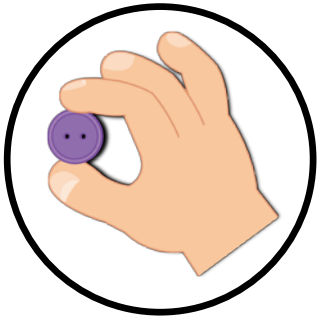


Use the ten frame to show **5 + 2 = 7**

1	2	3	4	5
1	2			

©thisreadingmama.com

Cover the ten frame using playdough, pom poms, buttons, other small manipulatives, or dot paint.

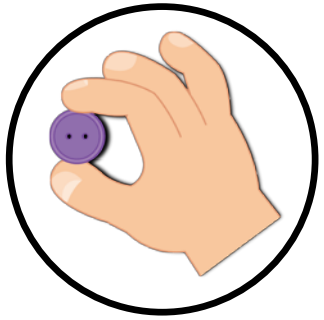


Use the ten frame to show **3 + 5 = 8**

1	2	3	1	2
3	4	5		

©thisreadingmama.com

Cover the ten frame using playdough, pom poms, buttons, other small manipulatives, or dot paint.

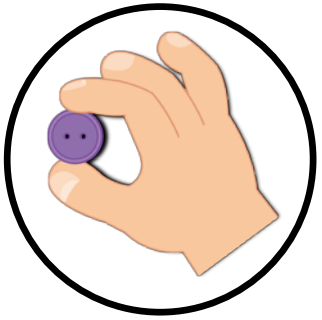


Use the ten frame to show **6+4=10**

1	2	3	4	5
6	1	2	3	4

©thisreadingmama.com

Cover the ten frame using playdough, pom poms, buttons, other small manipulatives, or dot paint.

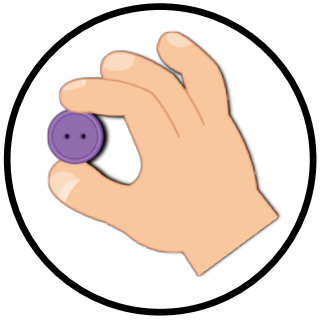


Use the ten frame to show **2 + 6 = 8**

1	2	1	2	3
4	5	6		

©thisreadingmama.com

Cover the ten frame using playdough, pom poms, buttons, other small manipulatives, or dot paint.

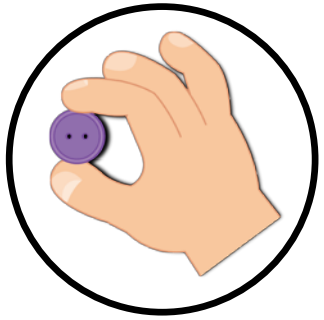


Use the ten frame to show **7+2=9**

1	2	3	4	5
6	7	1	2	

©thisreadingmama.com

Cover the ten frame using playdough, pom poms, buttons, other small manipulatives, or dot paint.

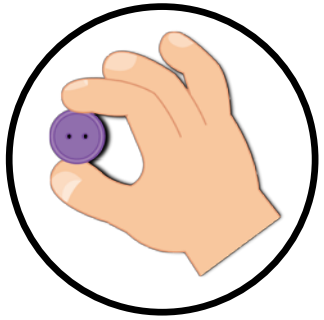


Use the ten frame to show **6 + 3 = 9**

1	2	3	4	5
6	1	2	3	

©thisreadingmama.com

Cover the ten frame using playdough, pom poms, buttons, other small manipulatives, or dot paint.

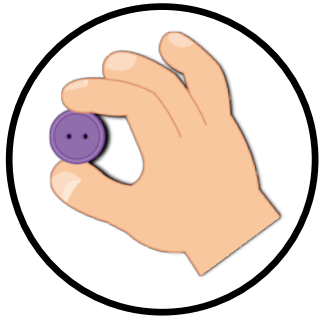


Use the ten frame to show **7+3=10**

1	2	3	4	5
6	7	1	2	3

©thisreadingmama.com

Cover the ten frame using playdough, pom poms, buttons, other small manipulatives, or dot paint.

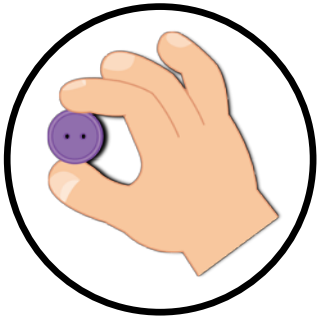


Use the ten frame to show **2+8=10**

1	2	1	2	3
4	5	6	7	8

©thisreadingmama.com

Cover the ten frame using playdough, pom poms, buttons, other small manipulatives, or dot paint.

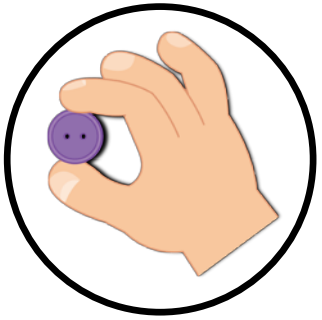


Use the ten frame to show **8+1=9**

1	2	3	4	5
6	7	8	1	

©thisreadingmama.com

Cover the ten frame using playdough, pom poms, buttons, other small manipulatives, or dot paint.

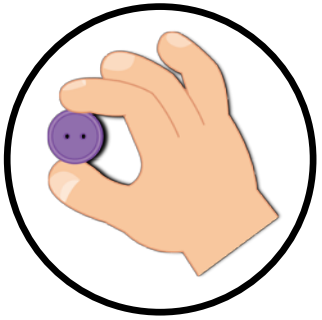


level 2

ADDITION MATS

©thisreadingmama.com

Use the ten frame to show **2+1=3**



©thisreadingmama.com

Cover the ten frame using playdough, pom poms, buttons, other small manipulatives, or dot paint.

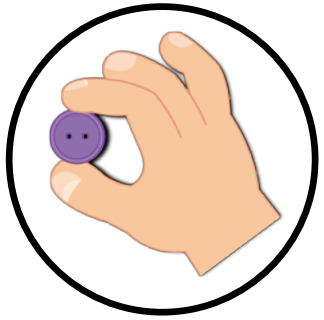


Use the ten frame to show **1+1=2**



©thisreadingmama.com

Cover the ten frame using playdough, pom poms, buttons, other small manipulatives, or dot paint.

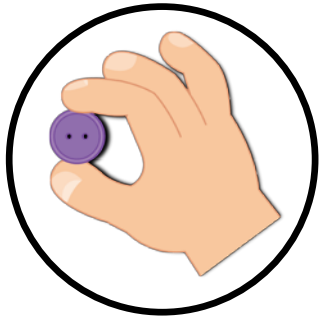


Use the ten frame to show **3+1=4**



©thisreadingmama.com

Cover the ten frame using playdough, pom poms, buttons, other small manipulatives, or dot paint.

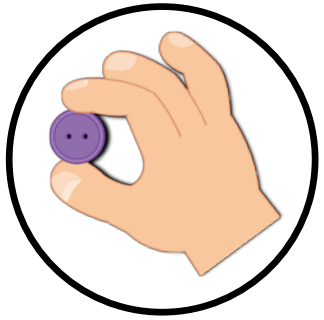


Use the ten frame to show **4+1=5**



©thisreadingmama.com

Cover the ten frame using playdough, pom poms, buttons, other small manipulatives, or dot paint.

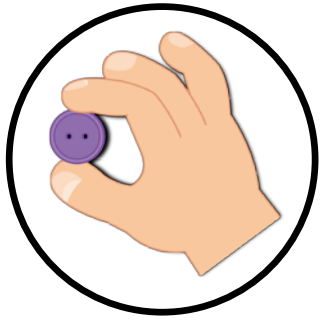


Use the ten frame to show **3 + 2 = 5**



©thisreadingmama.com

Cover the ten frame using playdough, pom poms, buttons, other small manipulatives, or dot paint.

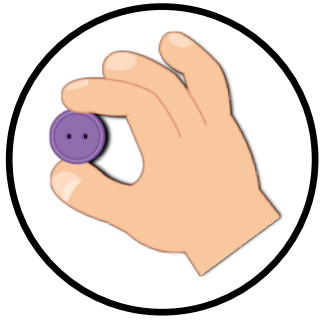


Use the ten frame to show **2 + 2 = 4**



©thisreadingmama.com

Cover the ten frame using playdough, pom poms, buttons, other small manipulatives, or dot paint.

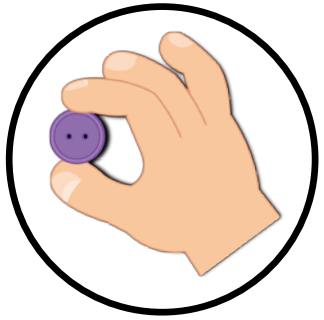


Use the ten frame to show **4 + 2 = 6**



©thisreadingmama.com

Cover the ten frame using playdough, pom poms, buttons, other small manipulatives, or dot paint.

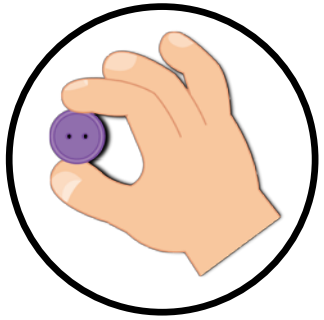


Use the ten frame to show **5 + 2 = 7**



©thisreadingmama.com

Cover the ten frame using playdough, pom poms, buttons, other small manipulatives, or dot paint.

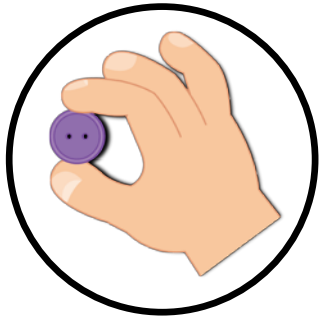


Use the ten frame to show **3 + 5 = 8**



©thisreadingmama.com

Cover the ten frame using playdough, pom poms, buttons, other small manipulatives, or dot paint.

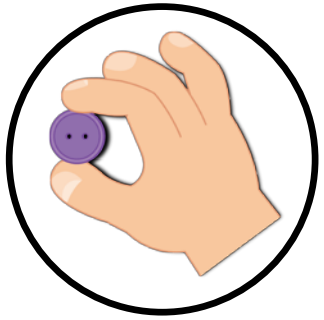


Use the ten frame to show **6+4=10**



©thisreadingmama.com

Cover the ten frame using playdough, pom poms, buttons, other small manipulatives, or dot paint.

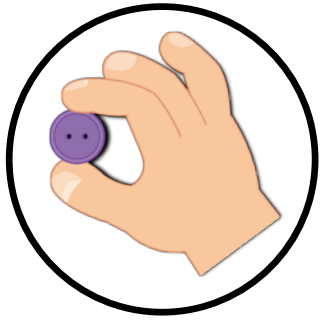


Use the ten frame to show **2 + 6 = 8**



©thisreadingmama.com

Cover the ten frame using playdough, pom poms, buttons, other small manipulatives, or dot paint.

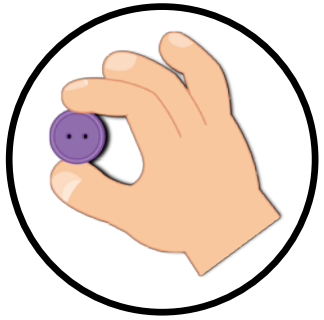


Use the ten frame to show **7+2=9**



©thisreadingmama.com

Cover the ten frame using playdough, pom poms, buttons, other small manipulatives, or dot paint.

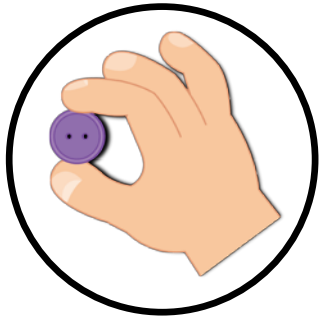


Use the ten frame to show **6 + 3 = 9**



©thisreadingmama.com

Cover the ten frame using playdough, pom poms, buttons, other small manipulatives, or dot paint.

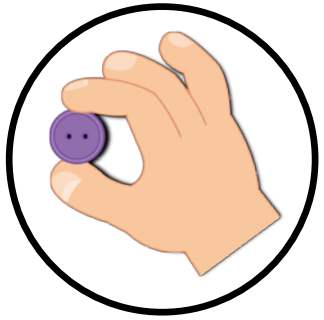


Use the ten frame to show **7+3=10**



©thisreadingmama.com

Cover the ten frame using playdough, pom poms, buttons, other small manipulatives, or dot paint.

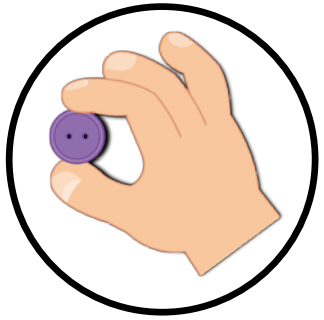


Use the ten frame to show **2+8=10**



©thisreadingmama.com

Cover the ten frame using playdough, pom poms, buttons, other small manipulatives, or dot paint.

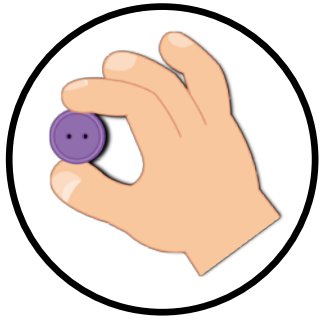


Use the ten frame to show **8+1=9**



©thisreadingmama.com

Cover the ten frame using playdough, pom poms, buttons, other small manipulatives, or dot paint.

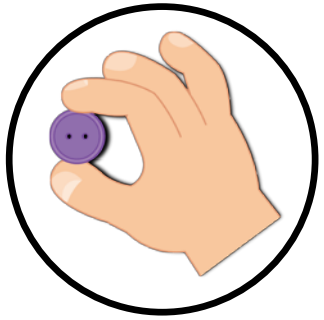


fine motor SUBTRACTION MATS

Directions: Learners should cover all the numbers on the ten frame. This matches the first number in the subtraction sentence. As learners cover the numbers, encourage them to count/say the numbers.
Once all the numbers are covered, ask learners to subtract or take away the manipulatives in the spaces that have x's on them.

Fun tip: If learners are using dough, they could flatten or smash the playdough down instead of pulling them off the mat.

If you're working with learners one-on-one or in a small group, point back up to the equation and read it aloud like this: "That's right! So, three minus (or take away) one equals two."

©thisreadingmama.com

level 1: color dots

SUBTRACTION MATS

©thisreadingmama.com

Use the ten frame to show **3 - 1 = 2**



©thisreadingmama.com

Cover the ten frame using playdough, pom poms, buttons, or other small manipulatives. Take away the one with x.

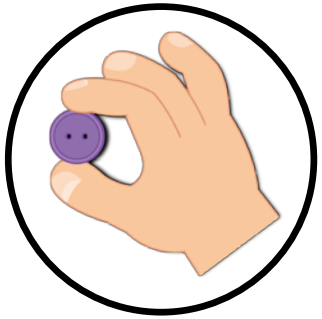



Use the ten frame to show **5 - 2 = 3**

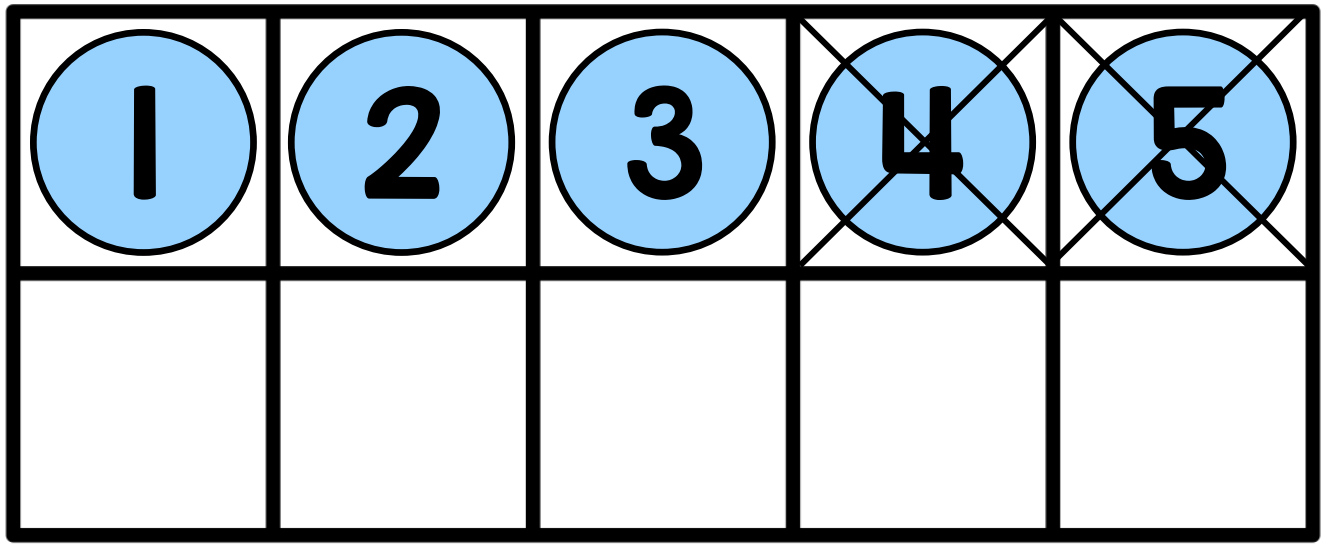

©thisreadingmama.com

Cover the ten frame using playdough, pom poms, buttons, or other small manipulatives. Take away the ones with x.

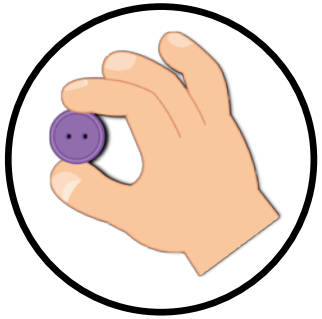



Use the ten frame to show **2-1=1**

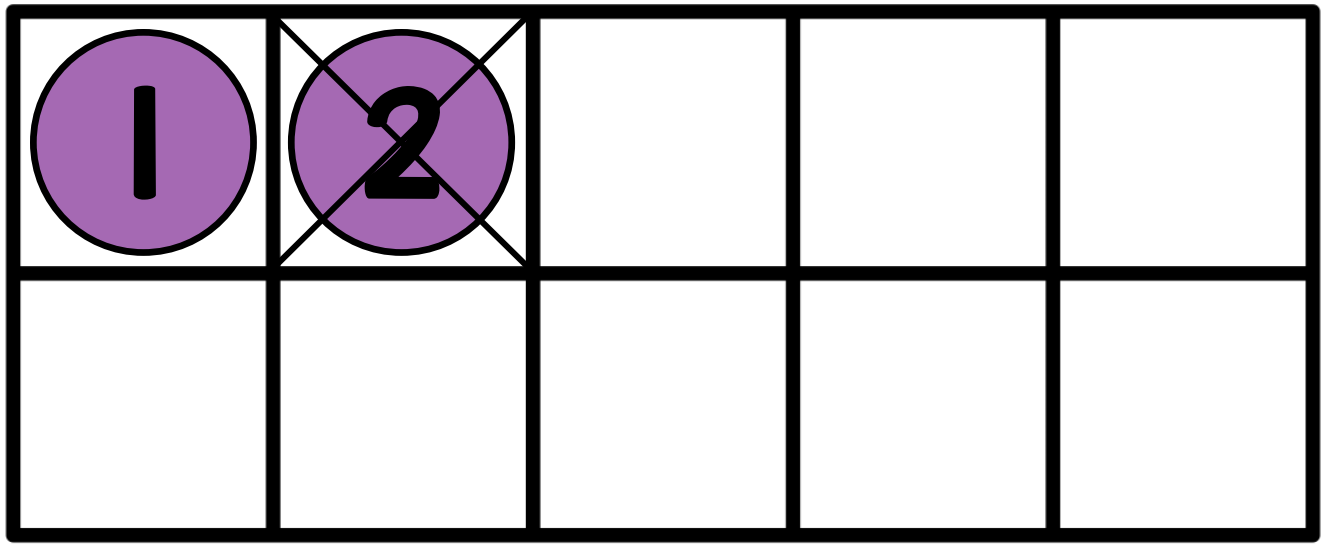

©thisreadingmama.com

Cover the ten frame using playdough, pom poms, buttons, or other small manipulatives. Take away the one with x.

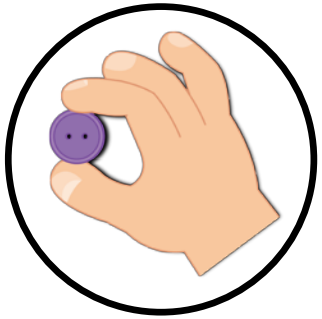



Use the ten frame to show **4 - 2 = 2**

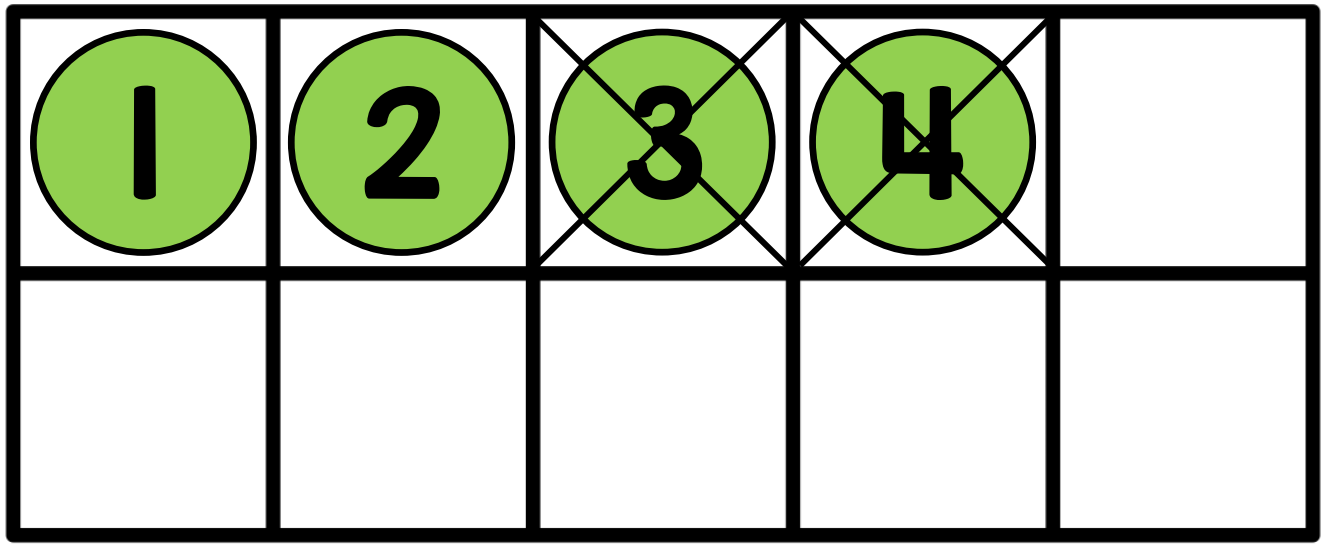

©thisreadingmama.com

Cover the ten frame using playdough, pom poms, buttons, or other small manipulatives. Take away the ones with x.

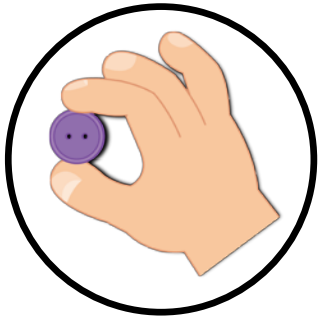



Use the ten frame to show **7 - 3 = 4**



©thisreadingmama.com

Cover the ten frame using playdough, pom poms, buttons, or other small manipulatives. Take away the ones with x.

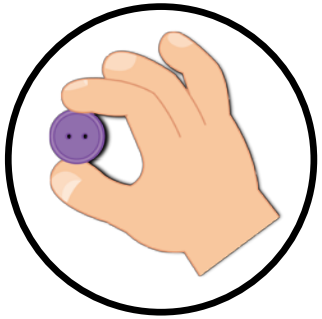



Use the ten frame to show **8 - 4 = 4**



©thisreadingmama.com

Cover the ten frame using playdough, pom poms, buttons, or other small manipulatives. Take away the ones with x.

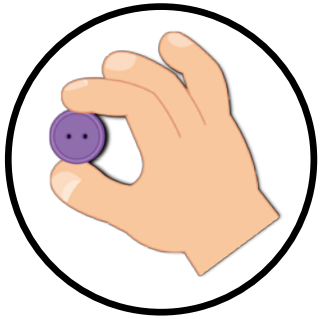



Use the ten frame to show **9 - 2 = 7**

1	2	3	4	5
6	7	~~8~~	~~9~~	

©thisreadingmama.com

Cover the ten frame using playdough, pom poms, buttons, or other small manipulatives. Take away the ones with x.

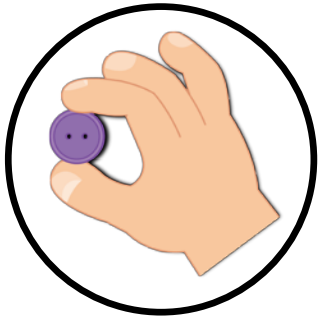


Use the ten frame to show **6 - 3 = 3**

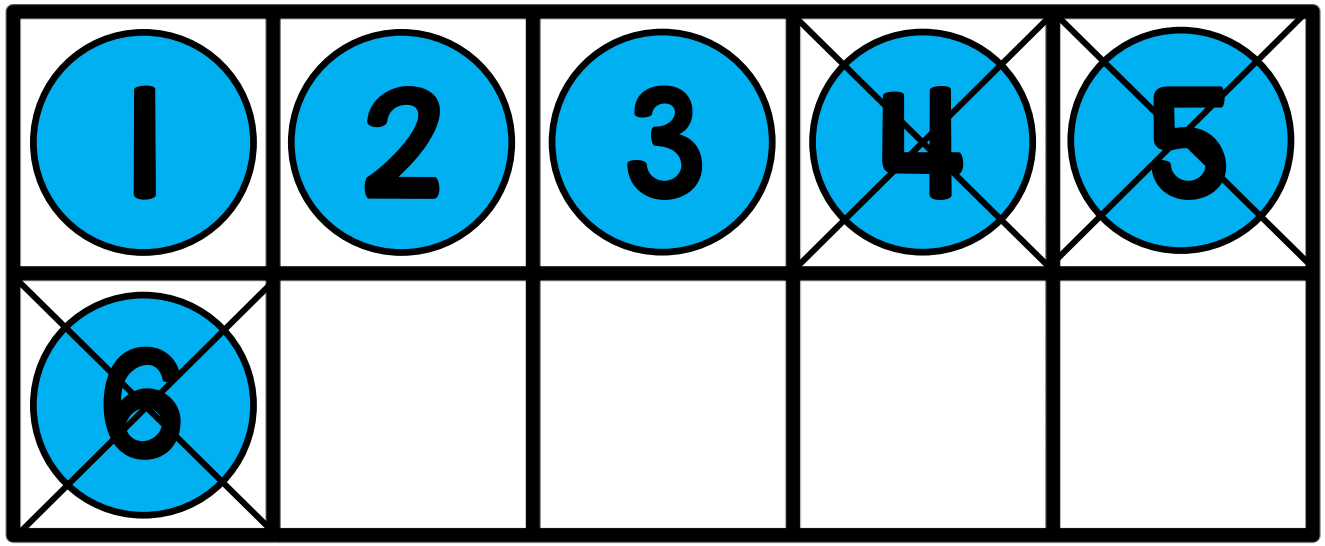

©thisreadingmama.com

Cover the ten frame using playdough, pom poms, buttons, or other small manipulatives. Take away the ones with x.

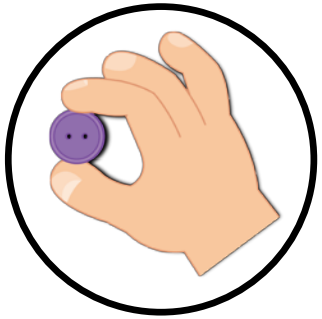


Use the ten frame to show **10 - 3 = 7**

1	2	3	4	5
6	7	~~8~~	~~9~~	~~10~~

©thisreadingmama.com

Cover the ten frame using playdough, pom poms, buttons, or other small manipulatives. Take away the ones with x.

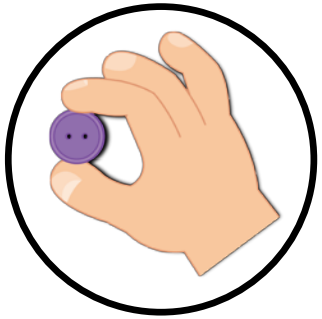


Use the ten frame to show **7 - 7 = 0**

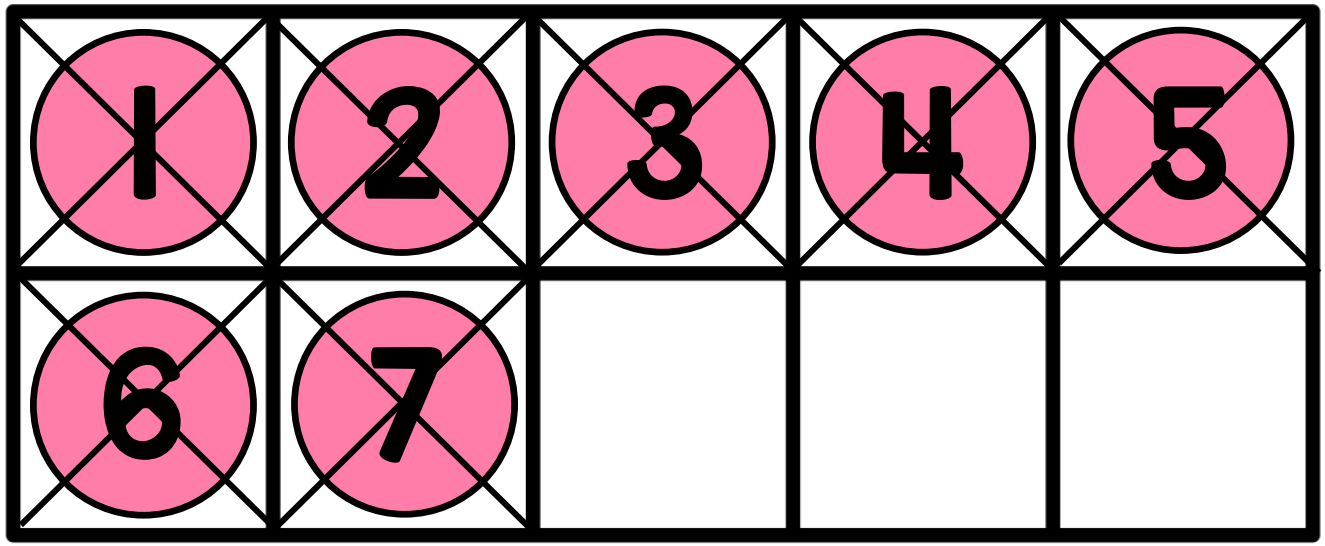

©thisreadingmama.com

Cover the ten frame using playdough, pom poms, buttons, or other small manipulatives. Take away the ones with x.

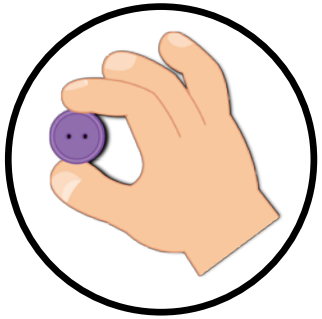



Use the ten frame to show **8 - 3 = 5**



©thisreadingmama.com

Cover the ten frame using playdough, pom poms, buttons, or other small manipulatives. Take away the ones with x.

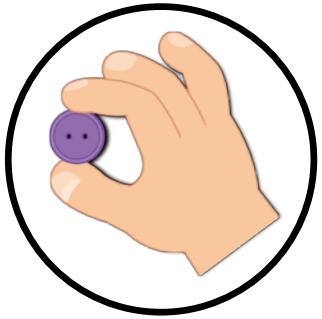



Use the ten frame to show **4 - 3 = 1**

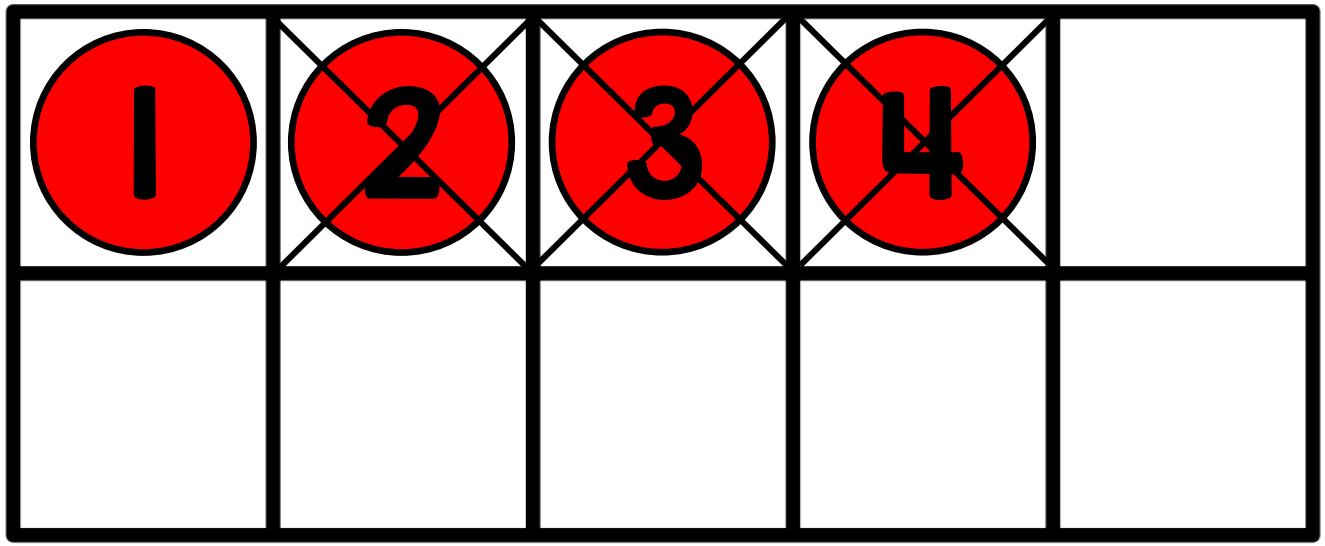

©thisreadingmama.com

Cover the ten frame using playdough, pom poms, buttons, or other small manipulatives. Take away the ones with x.

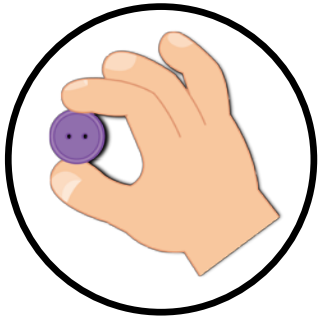


Use the ten frame to show **10 - 5 = 5**

1	2	3	4	5
~~6~~	~~7~~	~~8~~	~~9~~	~~10~~

©thisreadingmama.com

Cover the ten frame using playdough, pom poms, buttons, or other small manipulatives. Take away the ones with x.

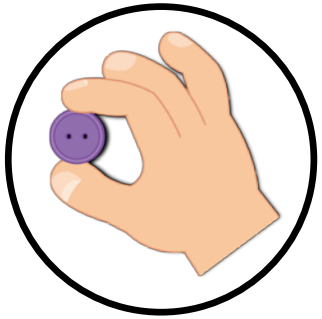


Use the ten frame to show **6 - 5 = 1**

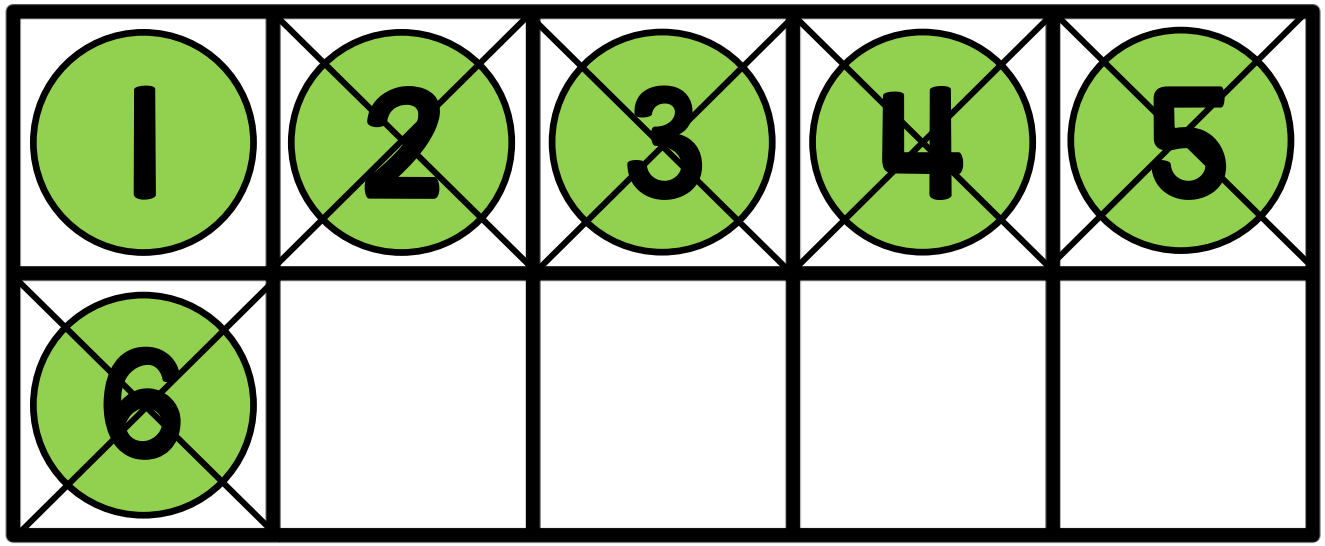

©thisreadingmama.com

Cover the ten frame using playdough, pom poms, buttons, or other small manipulatives. Take away the ones with x.

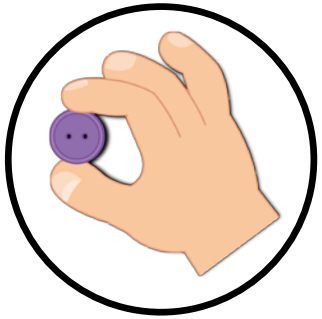


Use the ten frame to show **8 - 8 = 0**



©thisreadingmama.com

Cover the ten frame using playdough, pom poms, buttons, or other small manipulatives. Take away the ones with x.

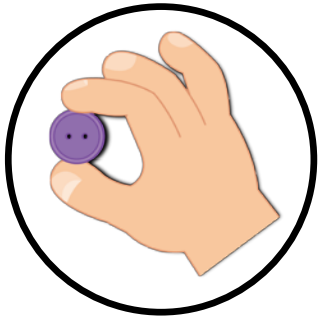



Use the ten frame to show **10 - 4 = 6**

1	2	3	4	5
6	~~7~~	~~8~~	~~9~~	~~10~~

©thisreadingmama.com

Cover the ten frame using playdough, pom poms, buttons, or other small manipulatives. Take away the ones with x.

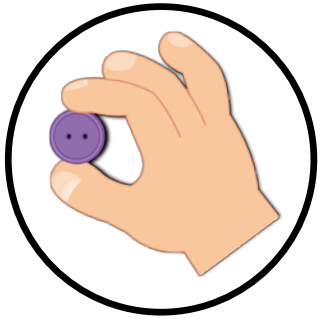


level 1: b/w dots

SUBTRACTION MATS

©thisreadingmama.com

Use the ten frame to show **3 - 1 = 2**

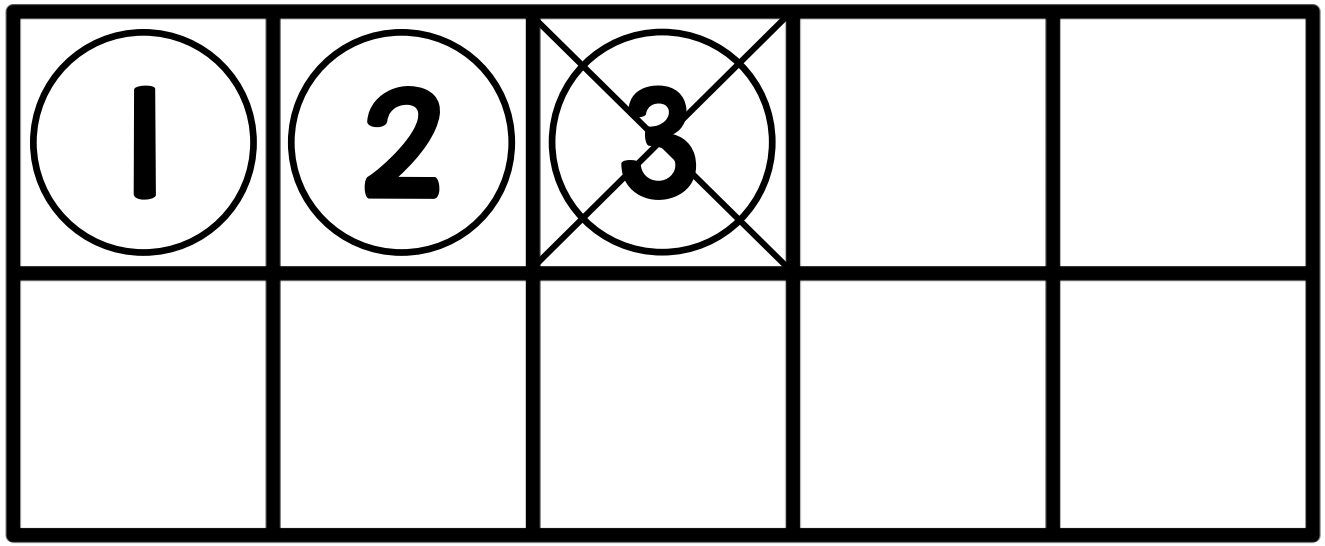

©thisreadingmama.com

Cover the ten frame using playdough, pom poms, buttons, or other small manipulatives. Take away the one with the x.

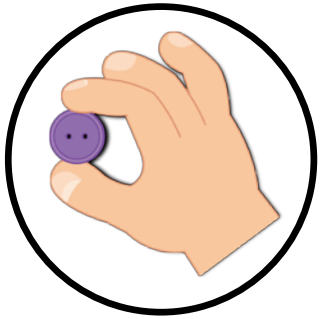



Use the ten frame to show **5 - 2 = 3**

1	2	3	~~4~~	~~5~~

©thisreadingmama.com

Cover the ten frame using playdough, pom poms, buttons, or other small manipulatives. Take away the ones with x.

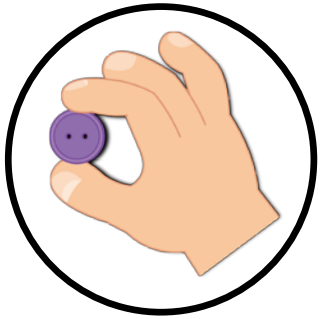


Use the ten frame to show **2-1=1**

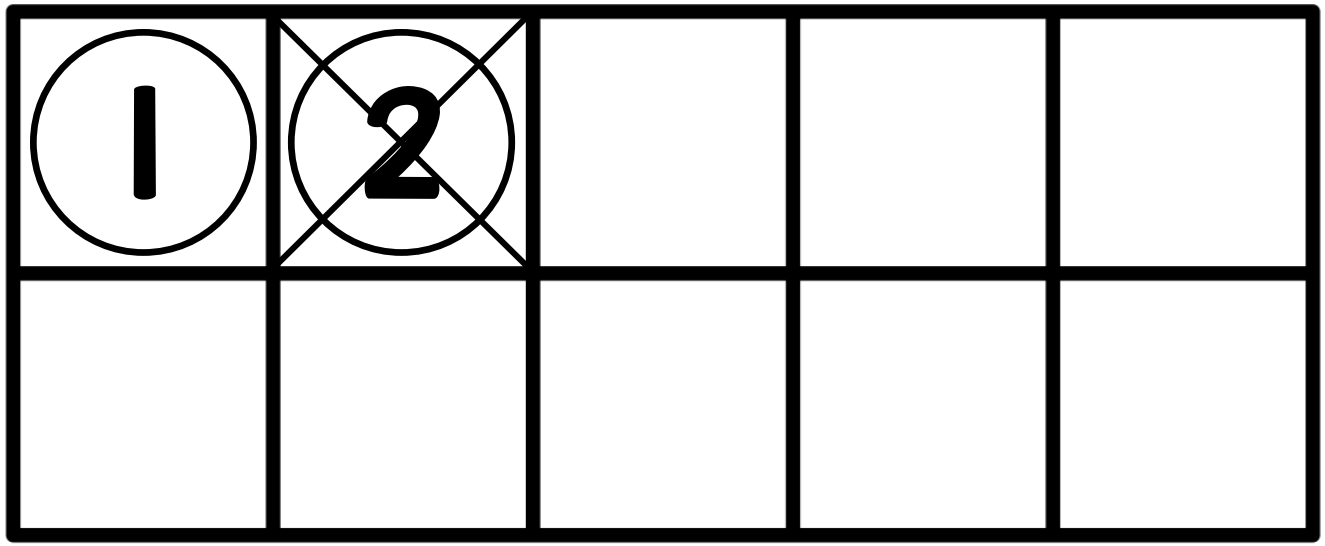

©thisreadingmama.com

Cover the ten frame using playdough, pom poms, buttons, or other small manipulatives. Take away the one with the x.

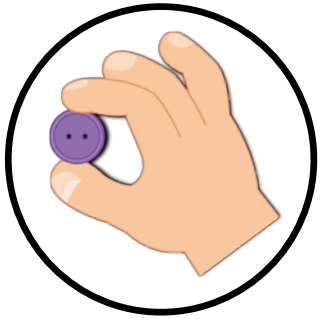



Use the ten frame to show **4 - 2 = 2**



©thisreadingmama.com

Cover the ten frame using playdough, pom poms, buttons, or other small manipulatives. Take away the ones with x.

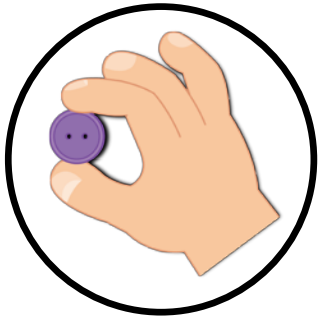



Use the ten frame to show **7 - 3 = 4**

1	2	3	4	~~5~~
~~6~~	~~7~~			

©thisreadingmama.com

Cover the ten frame using playdough, pom poms, buttons, or other small manipulatives. Take away the ones with x.

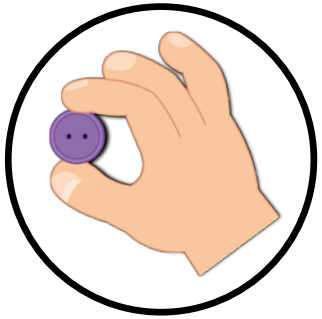


Use the ten frame to show **8 - 4 = 4**

1	2	3	4	~~5~~
~~6~~	~~7~~	~~8~~		

©thisreadingmama.com

Cover the ten frame using playdough, pom poms, buttons, or other small manipulatives. Take away the ones with x.

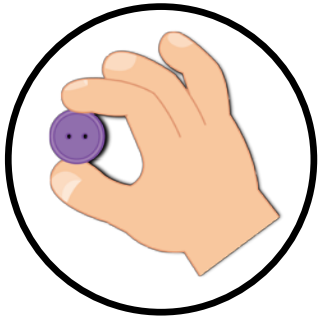


Use the ten frame to show **9 - 2 = 7**

1	2	3	4	5
6	7	~~8~~	~~9~~	

©thisreadingmama.com

Cover the ten frame using playdough, pom poms, buttons, or other small manipulatives. Take away the ones with x.

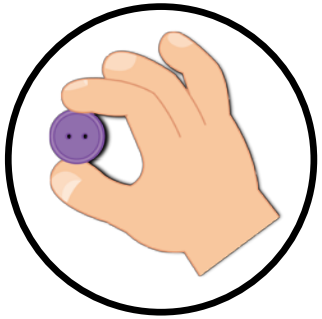


Use the ten frame to show **6 - 3 = 3**

1	2	3	~~4~~	~~5~~
~~6~~				

©thisreadingmama.com

Cover the ten frame using playdough, pom poms, buttons, or other small manipulatives. Take away the ones with x.

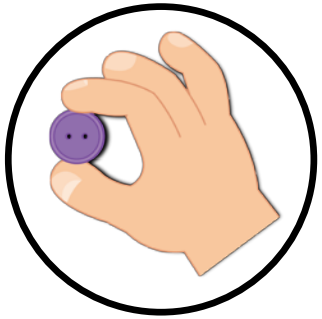


Use the ten frame to show **10 - 3 = 7**

1	2	3	4	5
6	7	~~8~~	~~9~~	~~10~~

©thisreadingmama.com

Cover the ten frame using playdough, pom poms, buttons, or other small manipulatives. Take away the ones with x.

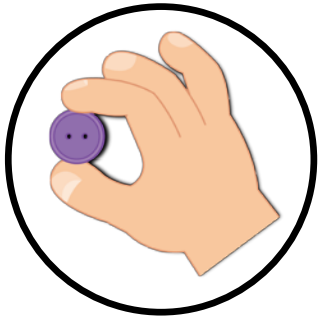


Use the ten frame to show **7 - 7 = 0**



©thisreadingmama.com

Cover the ten frame using playdough, pom poms, buttons, or other small manipulatives. Take away the ones with x.

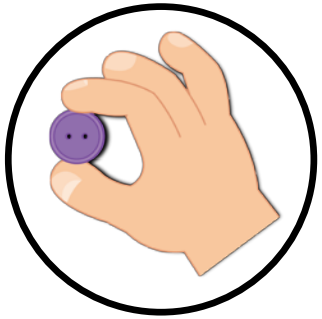



Use the ten frame to show **8 - 3 = 5**

1	2	3	4	5
~~6~~	~~7~~	~~8~~		

©thisreadingmama.com

Cover the ten frame using playdough, pom poms, buttons, or other small manipulatives. Take away the ones with x.

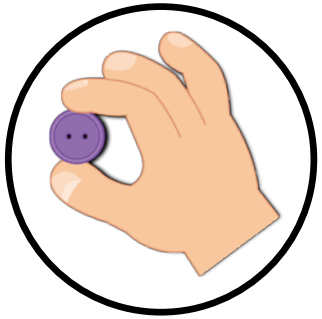


Use the ten frame to show **4 - 3 = 1**



©thisreadingmama.com

Cover the ten frame using playdough, pom poms, buttons, or other small manipulatives. Take away the ones with x.

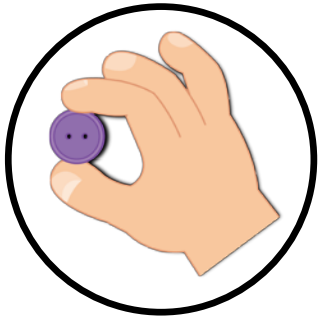



Use the ten frame to show **10-5=5**

1	2	3	4	5
~~6~~	~~7~~	~~8~~	~~9~~	~~10~~

©thisreadingmama.com

Cover the ten frame using playdough, pom poms, buttons, or other small manipulatives. Take away the ones with x.

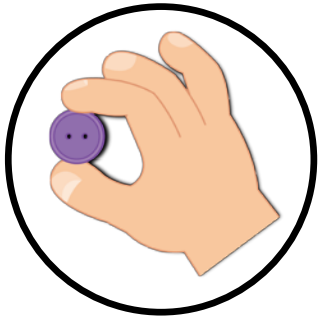


Use the ten frame to show **6 - 5 = 1**



©thisreadingmama.com

Cover the ten frame using playdough, pom poms, buttons, or other small manipulatives. Take away the ones with x.

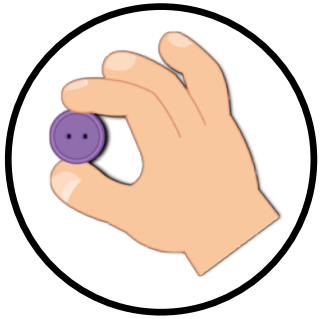


Use the ten frame to show **8 - 8 = 0**

1	2	3	4	5
6	7	8		

©thisreadingmama.com

Cover the ten frame using playdough, pom poms, buttons, or other small manipulatives. Take away the ones with x.

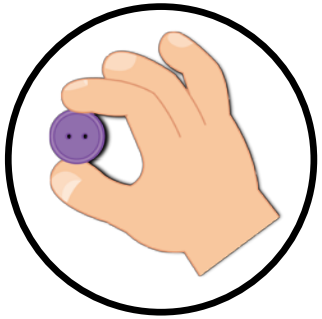



Use the ten frame to show **10 - 4 = 6**

1	2	3	4	5
6	~~7~~	~~8~~	~~9~~	~~10~~

©thisreadingmama.com

Cover the ten frame using playdough, pom poms, buttons, or other small manipulatives. Take away the ones with x.

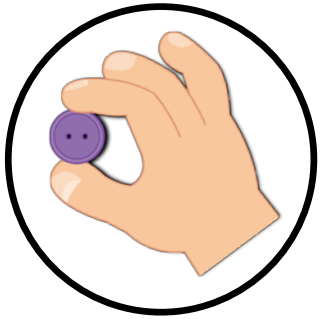


level 2
SUBTRACTION MATS

©thisreadingmama.com

Use the ten frame to show **3 - 1 = 2**



©thisreadingmama.com

Cover the ten frame using playdough, pom poms, buttons, or other small manipulatives.

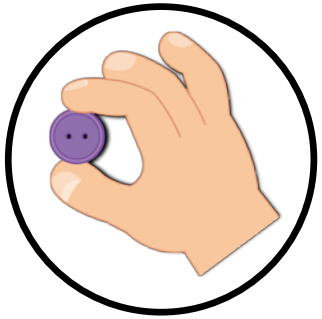



Use the ten frame to show **5 - 2 = 3**



©thisreadingmama.com

Cover the ten frame using playdough, pom poms, buttons, or other small manipulatives.

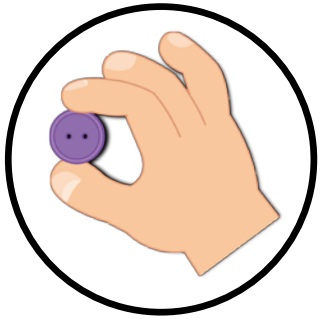



Use the ten frame to show **2-1=1**



©thisreadingmama.com

Cover the ten frame using playdough, pom poms, buttons, or other small manipulatives.

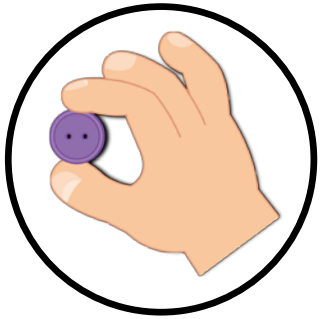



Use the ten frame to show **4 - 2 = 2**



©thisreadingmama.com

Cover the ten frame using playdough, pom poms, buttons, or other small manipulatives.

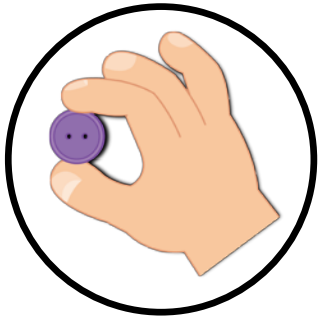



Use the ten frame to show **7 - 3 = 4**



©thisreadingmama.com

Cover the ten frame using playdough, pom poms, buttons, or other small manipulatives.

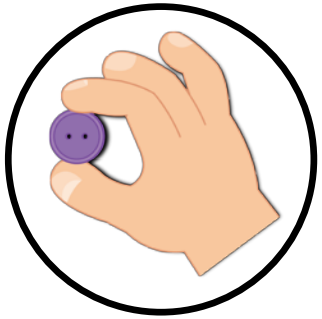



Use the ten frame to show **8 - 4 = 4**



©thisreadingmama.com

Cover the ten frame using playdough, pom poms, buttons, or other small manipulatives.

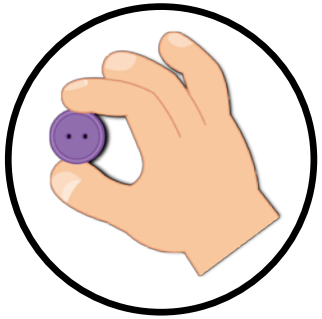



Use the ten frame to show **9 - 2 = 7**



©thisreadingmama.com

Cover the ten frame using playdough, pom poms, buttons, or other small manipulatives.

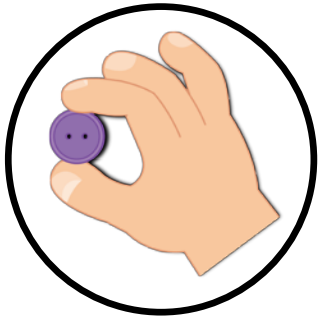



Use the ten frame to show **6 - 3 = 3**



©thisreadingmama.com

Cover the ten frame using playdough, pom poms, buttons, or other small manipulatives.

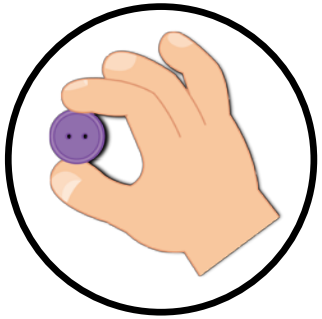



Use the ten frame to show **10 - 3 = 7**



©thisreadingmama.com

Cover the ten frame using playdough, pom poms, buttons, or other small manipulatives.

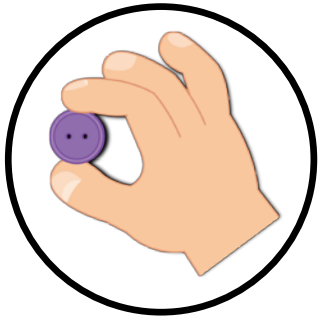



Use the ten frame to show **7 - 7 = 0**



©thisreadingmama.com

Cover the ten frame using playdough, pom poms, buttons, or other small manipulatives.

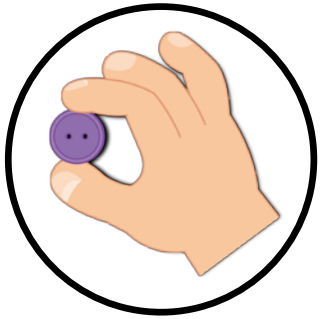



Use the ten frame to show **8 - 3 = 5**



©thisreadingmama.com

Cover the ten frame using playdough, pom poms, buttons, or other small manipulatives.

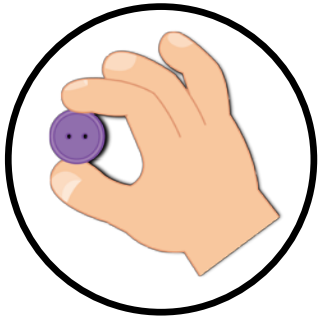



Use the ten frame to show **4 - 3 = 1**



©thisreadingmama.com

Cover the ten frame using playdough, pom poms, buttons, or other small manipulatives.

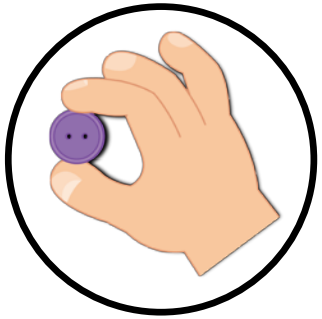



Use the ten frame to show **10-5=5**



©thisreadingmama.com

Cover the ten frame using playdough, pom poms, buttons, or other small manipulatives.

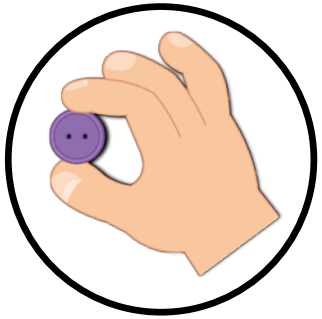



Use the ten frame to show **6-5=1**



©thisreadingmama.com

Cover the ten frame using playdough, pom poms, buttons, or other small manipulatives.

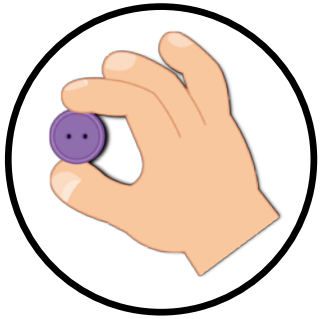



Use the ten frame to show **8 - 8 = 0**



©thisreadingmama.com

Cover the ten frame using playdough, pom poms, buttons, or other small manipulatives.

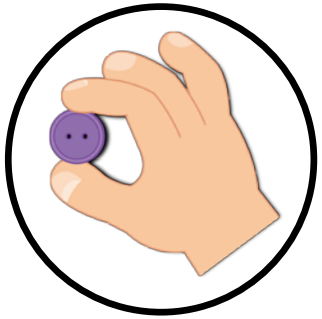



Use the ten frame to show **10 - 4 = 6**



©thisreadingmama.com

Cover the ten frame using playdough, pom poms, buttons, or other small manipulatives.

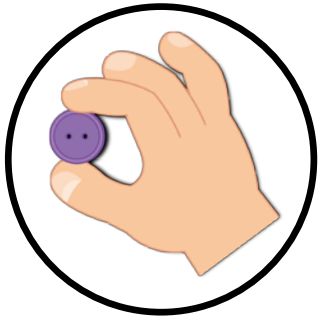



Let's CONNECT!

CLIP ART & FONTS by

©thisreadingmama.com