


What are **boom cards?**

- ▶ NO PREP!
- ▶ Perfect for tablets, computers, and interactive boards!
- ▶ Self-checking!

Click to learn ▶
even more!

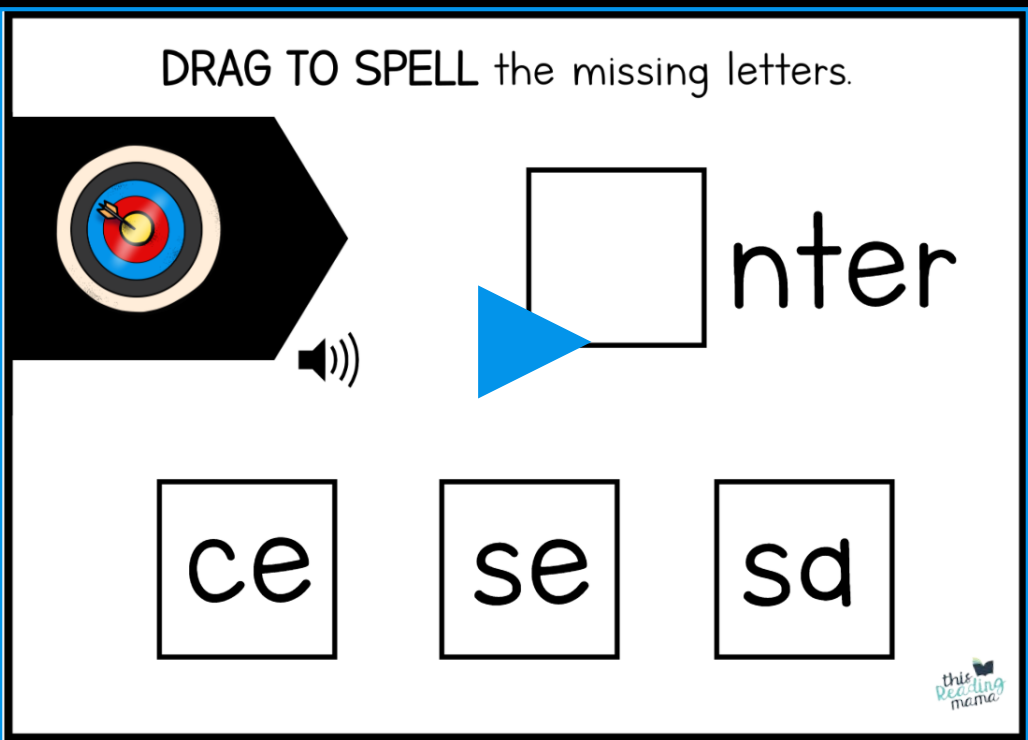


this Reading mama

Hard & Soft Cc/Gg Drag to Spell

boom cards

DRAG TO SPELL the missing letters.



nter

ce se sd

this reading mama

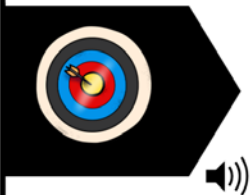
The image shows a digital boom card interface. At the top, it says "DRAG TO SPELL the missing letters." Below this is a black arrow-shaped icon containing a target with a red bullseye and a yellow center. To the right of the target is a speaker icon. Further right is a blue play button icon pointing to a white square box. To the right of the box is the text "nter". Below these elements are three white square boxes containing the letters "ce", "se", and "sd" respectively. In the bottom right corner of the interface, there is a small logo that says "this reading mama".

Click the tablet for a

PREVIEW

More Cards from this deck

DRAG TO SPELL the missing letters.



nter

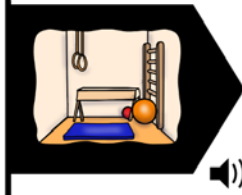
ce

se

sd

this
Reading
mama

DRAG TO SPELL the missing letters.



m


jy

cy

gy

this
Reading
mama

DRAG TO SPELL the missing letters.



prin ss

cd

se

ce

this
Reading
mama

DRAG TO SPELL the missing letters.



ordn

ja

ga

ge

this
Reading
mama

this Reading mama