

PREVIEW

Rote Counting for numbers 1-12

Count by 2
Say the numbers:
2, 4, 6, 8, 10, 12, 14, 16, 18, 20
Write the numbers in order from below.

Today is December 7th.
What will the date be in
2 weeks?
There are 5 kids playing
in the yard. How many
feet are there?
I count by _____

Count & Multiply
Count by 12. Write the numbers.
12, _____, _____, _____, _____, _____, _____
Multiply by 12. Use the numbers you wrote above.
12 7 12 12 10



4, 8, 12... 3

12

5	18	21
24	27	30

Rote Counting Chart

1	2	3	4	5	6	7	8	9	10
2	4	6	8	10	12	14	16	18	20
3	6	9	12	15	18	21	24	27	30
4	8	12	16	20	24	28	32	36	40
5	10	15	20	25	30	35	40	45	50
6	12	18	24	30	36	42	48	54	60
7	14	21	28	35	42	49	56	63	70
8	16	24	32	40	48	56	64	72	80
9	18	27	36	45	54	63	72	81	90
10	20	30	40	50	60	70	80	90	100
11	22	33	44	55	66	77	88	99	110
12	24	36	48	60	72	84	96	108	120

Rote Counting Pack

What's Included:

Rote Counting Charts (single page)

Rote Counting Cards (cut & count)

Rote Counting Cards (cut & multiply)

Rote Counting Pages – with counting strips at the top

Rote Counting Pages – without counting strips at the top

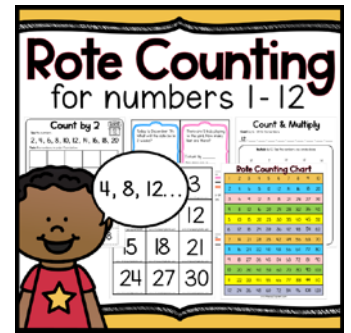
Rote Counting Trace & Write Mazes

Count & Multiply Pages

Things that Come in Groups Chart

24 Rote Counting Word Problem Task Cards (in color & blackline) and Recording Sheet – answer key included

BONUS pages for rote counting with perfect squares



Terms of Use: This printable pack was created for you to use at home with your child(ren)/student(s) or with multiple children in *your* classroom or tutoring setting. Please *do not* share between classroom teachers, sell, host, reproduce, giveaway, or store on any other site (including a blog, Facebook, 4Shared, Dropbox, Amazon Inspire, etc.). Thank you!

Rote Counting Chart

1	2	3	4	5	6	7	8	9	10
2	4	6	8	10	12	14	16	18	20
3	6	9	12	15	18	21	24	27	30
4	8	12	16	20	24	28	32	36	40
5	10	15	20	25	30	35	40	45	50
6	12	18	24	30	36	42	48	54	60
7	14	21	28	35	42	49	56	63	70
8	16	24	32	40	48	56	64	72	80
9	18	27	36	45	54	63	72	81	90
10	20	30	40	50	60	70	80	90	100
11	22	33	44	55	66	77	88	99	110
12	24	36	48	60	72	84	96	108	120

Let's COUNT BY 6's

Cut apart the numbers and put them in order. Can you count backwards by 6's, too?

www.thisreadingmama.com

12

www.thisreadingmama.com

18

www.thisreadingmama.com

24

www.thisreadingmama.com

30

www.thisreadingmama.com

36

www.thisreadingmama.com

42

www.thisreadingmama.com

48

www.thisreadingmama.com


54

www.thisreadingmama.com

60

www.thisreadingmama.com

Count by 8



Say the numbers.

8, 16, 24, 32, 40, 48, 56, 64, 72, 80

Paste the numbers in order from below.

Write the numbers in order

_____ , _____ , _____ , _____ , _____ , _____ , _____ , _____ , _____ , _____


www.thisreadingmama.com



Cut out the numbers and paste above.

40	64	24	72	8
48	32	56	16	80

Count by 8



Paste the numbers in order from below.

www.thisreadingmama.com

Write the numbers in order.

_____ , _____ , _____ , _____ , _____ , _____ , _____ , _____ , _____ , _____

*Challenge: Can you count backwards by 8, starting with 80? Write the numbers on the back.



Cut out the numbers and paste above.

40	64	24	72	8
48	32	56	16	80

Trace & Write by 3

Trace only the numbers from Start to End as you count by 3 in the maze below. (Note: Numbers can move up, down, or diagonal.)

Start

24	15	12	9	6	4	3
3	30	8	10	21	5	6
9	12	18	15	12	9	8
22	21	9	15	24	10	15
25	26	24	27	21	15	18
18	9	28	30	26	12	30

End

Write the numbers in order.

_____) _____) _____) _____) _____) _____) _____) _____) _____) _____) _____

Count & Multiply

Count by 7. Write the numbers.

7, _____, _____, _____, _____, _____, _____, _____, _____, _____

Multiply by 7. Use the numbers you wrote above to help you.

$$\begin{array}{r} 7 \\ \times 1 \\ \hline \end{array}$$

$$\begin{array}{r} 7 \\ \times 5 \\ \hline \end{array}$$

$$\begin{array}{r} 9 \\ \times 7 \\ \hline \end{array}$$

$$\begin{array}{r} 10 \\ \times 7 \\ \hline \end{array}$$

$$\begin{array}{r} 7 \\ \times 6 \\ \hline \end{array}$$

$$\begin{array}{r} 7 \\ \times 2 \\ \hline \end{array}$$

$$\begin{array}{r} 7 \\ \times 8 \\ \hline \end{array}$$

$$\begin{array}{r} 3 \\ \times 7 \\ \hline \end{array}$$

$$\begin{array}{r} 7 \\ \times 7 \\ \hline \end{array}$$

$$\begin{array}{r} 4 \\ \times 7 \\ \hline \end{array}$$

$$\begin{array}{r} 7 \\ \times 3 \\ \hline \end{array}$$

$$\begin{array}{r} 7 \\ \times 7 \\ \hline \end{array}$$

$$\begin{array}{r} 6 \\ \times 7 \\ \hline \end{array}$$

$$\begin{array}{r} 7 \\ \times 1 \\ \hline \end{array}$$

$$\begin{array}{r} 7 \\ \times 9 \\ \hline \end{array}$$

$$\begin{array}{r} 7 \\ \times 4 \\ \hline \end{array}$$

$$\begin{array}{r} 10 \\ \times 7 \\ \hline \end{array}$$

$$\begin{array}{r} 7 \\ \times 5 \\ \hline \end{array}$$

$$\begin{array}{r} 8 \\ \times 7 \\ \hline \end{array}$$

$$\begin{array}{r} 2 \\ \times 7 \\ \hline \end{array}$$

Today is December 7th.
What will the date be in
2 weeks?

I count by _____

The answer is

www.thisreadingmama.com

Card 1

There are 5 kids playing
in the yard. How many
feet are there?

I count by _____

The answer is

www.thisreadingmama.com

Card 2

9 kids want ice cream.
If each kid gets 3 ice
cream scoops, how
many scoops is that in
total?

I count by _____

The answer is

www.thisreadingmama.com

Card 3

How many fingers and
toes do you have on
your body?

I count by _____

The answer is

www.thisreadingmama.com

Card 4



Task Card Recording Sheet

Directions: Solve each problem and write your answer. Be sure you SHOW HOW you got the answer in the space provided.

Card # _____

Answer _____

Card # _____

Answer _____

Card # _____

Answer _____

Card # _____

Answer _____

Card # _____

Answer _____

Card # _____

Answer _____

Rote Counting Chart

1	2	3	4	5	6	7	8	9	10
2	4	6	8	10	12	14	16	18	20
3	6	9	12	15	18	21	24	27	30
4	8	12	16	20	24	28	32	36	40
5	10	15	20	25	30	35	40	45	50
6	12	18	24	30	36	42	48	54	60
7	14	21	28	35	42	49	56	63	70
8	16	24	32	40	48	56	64	72	80
9	18	27	36	45	54	63	72	81	90
10	20	30	40	50	60	70	80	90	100
11	22	33	44	55	66	77	88	99	110
12	24	36	48	60	72	84	96	108	120

Let's Connect!



The easiest way to connect is to [SUBSCRIBE TO MY NEWSLETTER](#). You'll get access to my HUGE library of exclusive freebies, too!

this Reading mama

subscriber

FREEBIES



Blog: www.thisreadingmama.com

TpT: [/This-Reading-Mama](https://www.teacherspayteachers.com/This-Reading-Mama)

Facebook: [/thisreadingmama](https://www.facebook.com/thisreadingmama)

Pinterest: [/thisreadingmama](https://www.pinterest.com/thisreadingmama)

Twitter: [@thisreadingmama](https://twitter.com/thisreadingmama)

Email me: becky@thisreadingmama.com

Clip art & fonts by

