

# Learn to READ: Unit 6

sample pages

# Learn to READ

## Unit 6: Short Vowel Review

www.thisreadingmama.com

The collage features several educational worksheets:

- Just Step 1 Spellin:** Activities for the letter 'i' and 'u'.
- Roll, Read, Race:** A game with a spinner and dice for words like 'hop', 'sad', and 'bar'.
- Color it!:** A coloring page with a sun and a girl.
- Sight Word Maze:** A maze with sight words like 'pod', 'fog', 'net', 'web', 'bat', 'hog', 'gum', 'pig', 'vet'.
- Roll & Write!:** A word chart with words like 'info', 'must', 'sad', 'new', 'who', 'car'.
- RAINBOW Roll & Write:** A word chart with words like 'fit', 'fen', 'pan', 'box', 'tub', 'sad', 'web', 'fog', 'cup', 'dig', 'her', 'cab', 'bug', 'yes', 'jam', 'tip', 'bus', 'rag', 'six', 'bed', 'map', 'hen', 'top', 'rod', 'cut', 'log', 'fun', 'big', 'gas', 'kid', 'fox', 'cab', 'not', 'rug', 'bat', 'hog', 'gum', 'pig', 'vet'.

# Too Much to Ask

I came fishing with my rod.  
I can get lots of yummy cod!

sample  
from Lesson 21

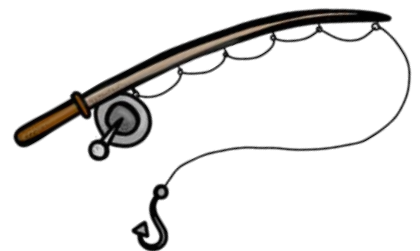

I came fishing with my rod.  
Is it too much to ask,  
just to get some cod?





sample

from Lesson 21



# Short i Pocket Chart Cards



www.thisreadingmama.com



www.thisreadingmama.com

sample  
from Lesson 22

www.thisreadingmama.com

www.thisreadingmama.com




www.thisreadingmama.com



www.thisreadingmama.com

# Color it CRAZY

Use a magnifying glass to find six different sight words. Write each sight word you find in the color key below. Follow your crazy color key to color in the picture.

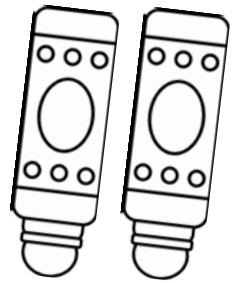


sample  
from Lesson 22






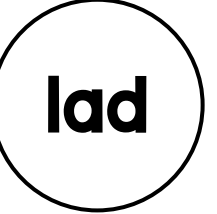


























Color Key

<hr/> <hr/> <hr/>	yellow	<hr/> <hr/> <hr/>	green
<hr/> <hr/> <hr/>	red	<hr/> <hr/> <hr/>	brown
<hr/> <hr/> <hr/>	blue	<hr/> <hr/> <hr/>	black

# Roll, Read, Race *Short a/e*



Roll a die. Read the word in that row. Dot, color, or cover the word. Keep rolling and reading. Which row will get to the end first? Which row will take 2<sup>nd</sup> and 3<sup>rd</sup> place?

sample  
from Lesson 23

The peg is on the mat.



www.thisreadingmama.com

They will ride in the red van.



www.thisreadingmama.com

My cat is with the vet now.



www.thisreadingmama.com



www.thisreadingmama.com



sample

from Lesson 23

# SPIN N' Spell



## Directions:

Spin a vowel on the vowel spinner. Write that vowel in the first word below. Read the word you made. If it is a real word, circle it.

## Quick Tips:

Use a pencil and a paper clip to make your own spinner.

Slip into a plastic sheet and use dry erase marker to make it reusable.

1. \_\_\_\_\_ 7. \_\_\_\_\_

2. \_\_\_\_\_

3. \_\_\_\_\_


4. \_\_\_\_\_ 10. \_\_\_\_\_

5. \_\_\_\_\_ 11. \_\_\_\_\_

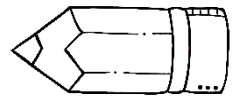
6. \_\_\_\_\_ 12. \_\_\_\_\_

**sample**  
from Lesson 24













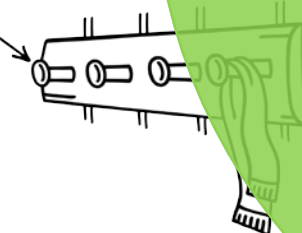



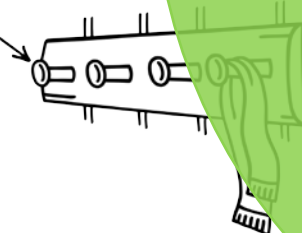



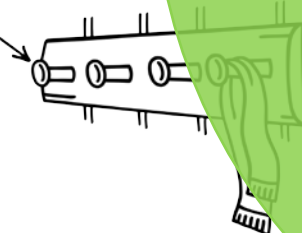



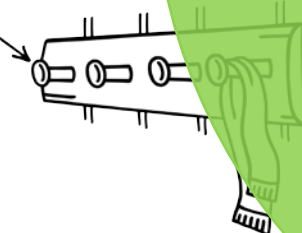



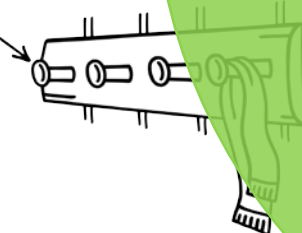



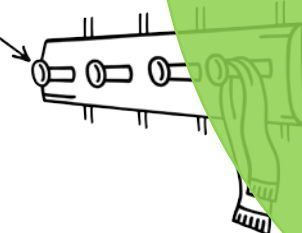



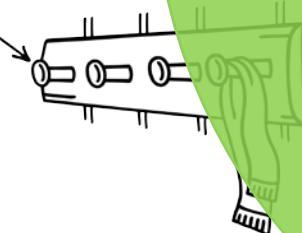
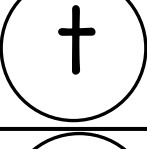


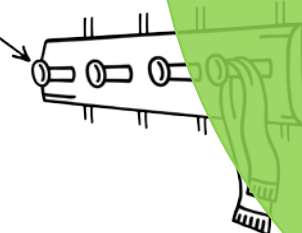
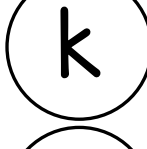

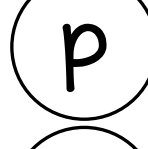
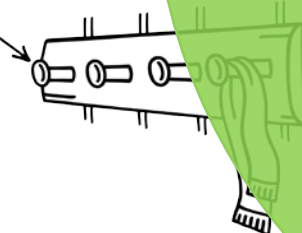







# Dab It! Spelling Practice



Dab only the letters needed to spell each short vowel word. Write the word on the dotted lines.

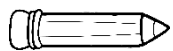
	  	<hr/> <hr/> <hr/>
	  	<hr/> <hr/> <hr/>
	  	<hr/> <hr/> <hr/>
	  	<hr/> <hr/> <hr/>
	  	<hr/> <hr/> <hr/>
	  	<hr/> <hr/> <hr/>
	  	<hr/> <hr/> <hr/>
	  	<hr/> <hr/> <hr/>
	  	<hr/> <hr/> <hr/>
	  	<hr/> <hr/> <hr/>
	  	<hr/> <hr/> <hr/>
	  	<hr/> <hr/> <hr/>

sample

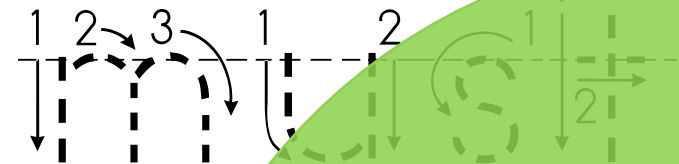
from Lesson 24

Read the Word

# I must get that!



Trace and Try the Word



Find the Word



my

must

must

make

mst

must

mvst

must

must

sample

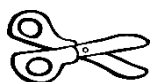
from Lesson 24

Cut & Paste the Word



--	--	--	--

www.thisreadingmama.com



t

m



f

s

u

# THANK YOU

to these clip artists!



## Let's Connect!

Blog: [www.thisreadingmama.com](http://www.thisreadingmama.com)  
Subscribe to my Newsletter: [HERE](#)  
Facebook: [/thisreadingmama](https://www.facebook.com/thisreadingmama)

Pinterest: [/thisreadingmama](https://www.pinterest.com/thisreadingmama)  
Twitter: [@thisreadingmama](https://twitter.com/thisreadingmama)  
TpT: [/This-Reading-Mama](https://www.teacherspayteachers.com/Store/Zip-a-dee-doo-dah-Designs)  
Email: [becky@thisreadingmama.com](mailto:becky@thisreadingmama.com)